







- Runners will be on the course per table below
- All roads on Race Route are CLOSED from 4am until latest times shown below
- Traffic control will be removed and roadways opened as soon as possible
- Emergency Vehicles will always have the right of way
- No street parking allowed along event route, as posted

SLOPD 

Race Route/Time of Impact

-  7:00am-8:30am
-  7:20am-9:00am
-  8:00am-11:00am

Detour Route 

Road Closure 

Hwy 101/Marsh Street on & off ramps CLOSED - 3am-12pm

Neighborhood Access Point
 - 4am-8am (enter)
 - 8am-11am (enter/exit)

Neighborhood Access Point (exit)
 - 4am-8am

