

INTERNATIONAL LIBERTY HORSE ASSOCIATION

OBSTACLES – Liberty Intermediate







NOTE: Pattern can be completed with horse either besides or following handler.

1. Trot horse over poles
2. Walk over bridge
3. Walk over tarp
4. Walk through L shaped poles and stop
5. Back through L shaped poles
6. Side pass (R) over poles
7. Side pass (L) over poles
8. Stop horse in pole square
9. Have horse do a full pivot turn inside the square. 1 turn each way
10. Walk 1 circle either direction (your choice) around horse while horse stays in square
11. Weave through cones at a trot

Exit arena

INTERNATIONAL LIBERTY HORSE ASSOCIATION

LEGEND FOR PATTERNS

	Walk
	Trot
	Canter
	Liberty Horse traveling away from ridden horse
LD	Lay Down
R	Rear
SLC	Simple Lead Change
FLC	Flying Lead Change
LC	Lead Change of any kind
	Stop
	Direction of Movement