

SG/PG Series

GENERAC®

**INDUSTRIAL
POWER**

250 kVA

Industrial Spark-Ignited Generator Set

Generac International Products

14.2L

50 HZ



*Built in the USA using domestic and foreign parts

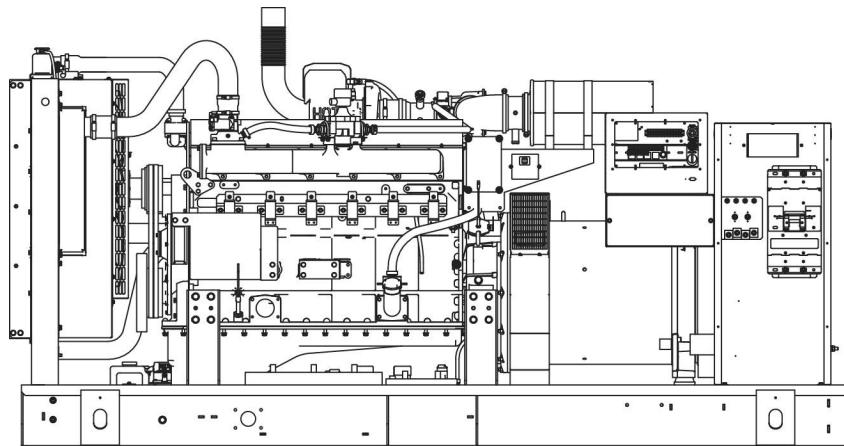


Image used for illustration purposes only

| Power Ratings | | |
|---------------|-------|------------------|
| Standby | SG200 | 250 kVA / 200 kW |
| Prime | PG160 | 200 kVA / 160 kW |

Prime and standby ratings based on 3-Phase voltages. Model number based on kW rating.

Powering Ahead

For over 50 years, Generac has provided innovative design and superior manufacturing.

Generac ensures superior quality by designing and manufacturing most of its generator components, including alternators, enclosures and base tanks, control systems and communications software.

Generac's gensets utilize a wide variety of options, configurations and arrangements, allowing us to meet the standby power needs of practically every application.

Generac searched globally to ensure the most reliable engines power our generators. We choose only engines that have already been proven in heavy-duty industrial applications under adverse conditions.

Generac is committed to ensuring our customers' service support continues after their generator purchase.

SG/PG Series

50 HZ

Standard Features

ENGINE SYSTEM

General

- Oil Drain Extension
- Air Cleaner
- Fan Guard
- Stainless Steel flexible exhaust connection
- Critical Exhaust Silencer (enclosed only)
- Factory Filled Oil

Fuel System

- Primary and Secondary Fuel Shutoff
- Flexible Fuel Line - NPT Connection

Cooling System

- Closed Coolant Recovery System
- UV/Ozone Resistant hoses
- Factory-installed Radiator
- 50/50 Ethylene glycol antifreeze

Engine Electrical System

- Battery charging alternator
- Battery Cables
- Battery Tray
- Solenoid activated starter motor
- Rubber-booted engine electrical connections

ALTERNATOR SYSTEM

- Class H insulation material
- 2/3 Pitch
- Skewed Stator
- Permanent Magnet Excitation
- Sealed Bearings
- Amortisseur winding
- Full load capacity alternator

GENERATOR SET

- Internal Genset Vibration Isolation
- Separation of circuits - high/low voltage
- Separation of circuits - multiple breakers
- Wrapped Exhaust Piping (enclosed only)
- Standard Factory Testing
- 2 Year Warranty (Standby rated units)
- 1 Year Warranty (Prime rated units)
- Silencer mounted in the discharge hood (enclosed only)

ENCLOSURE

- Rust-proof fasteners with nylon washers to protect finish
- High performance sound-absorbing material
- Gasketed doors
- Stamped air-intake louvers
- Air discharge hoods for radiator-upward pointing
- Stainless steel lift off door hinges
- Stainless steel lockable handles
- Rhino Coat™ - Textured polyester powder coat

CONTROL SYSTEM



Control Panel

- Digital H Control Panel - Dual 4x20 Display
- Programmable Crank Limiter
- 7-Day Programmable Exerciser
- Special Applications Programmable PLC
- RS-232/485
- All-Phase Sensing DVR
- Full System Status
- Low Fuel Pressure Indication
- 2-Wire Start Compatible
- Power Output (kW)
- Power Factor
- kW Hours, Total & Last Run
- Real/Reactive/Apparent Power
- All Phase AC Voltage

- All Phase Currents
- Oil Pressure
- Coolant Temperature
- Coolant Level
- Engine Speed
- Battery Voltage
- Frequency
- Date/Time Fault History (Event Log)
- Isochronous Governor Control
- Waterproof/sealed Connectors
- Audible Alarms and Shutdowns
- Not in Auto (Flashing Light)
- Auto/Off/Manual Switch
- E-Stop (Red Mushroom-Type)
- Customizable Alarms, Warnings, and Events
- Modbus protocol
- Predictive Maintenance algorithm
- Sealed Boards
- Password parameter adjustment protection
- Single point ground
- 15 channel data logging
- 0.2 msec high speed data logging
- Alarm information automatically comes up on the display

Alarms

- Oil Pressure (Pre-programmable Low Pressure Shutdown)
- Coolant Temperature (Pre-programmed High Temp Shutdown)
- Coolant Level (Pre-programmed Low Level Shutdown)
- Low Fuel Pressure Alarm
- Engine Speed (Pre-programmed Over speed Shutdown)
- Battery Voltage Warning
- Alarms & warnings time and date stamped
- Alarms & warnings for transient and steady state conditions
- Snap shots of key operation parameters during alarms & warnings
- Alarms and warnings spelled out (no alarm codes)

SG/PG Series

Configurable Options

ENGINE SYSTEM

- General
- Engine Block Heater
- Air filter Restriction Indicator
- Stone Guard (Open Set Only)
- Critical Exhaust Silencer (Open Set Only)

Engine Electrical System

- 10A battery charger

ALTERNATOR SYSTEM

- Alternator Upsizing
- Anti-Condensation Heater
- Tropical coating

GENERATOR SET

- Gen-Link Communications Software (English Only)
- Extended Factory Testing (3 Phase Only)
- Pad Vibration Isolators
- 150 MPH Wind Kit

CIRCUIT BREAKER OPTIONS

- Main Line Circuit Breaker
- 2nd Main Line Circuit Breaker
- Shunt Trip and Auxiliary Contact
- Electronic Trip Breakers

ENCLOSURE

- Weather Protected
- Level 1 Sound Attenuation
- Level 2 Sound Attenuation
- Steel Enclosure
- Aluminum Enclosure
- 12 VDC Enclosure Lighting Kits
- Door Alarm Switch

CONTROL SYSTEM

- 21-Light Remote Annunciator
- Remote Relay Panel (8 or 16)
- Oil Temperature Sender with Indication / Alarm
- Remote E-Stop (Break Glass-Type, Surface Mount)
- Remote E-Stop (Red Mushroom-Type, Surface Mount)
- Remote E-Stop (Red Mushroom-Type, Flush Mount)
- Remote Communication - Modem
- 10A Run Relay

Engineered Options

ENGINE SYSTEM

- Coolant heater ball valves
- Fluid containment pans

ALTERNATOR SYSTEM

- 3rd Breaker Systems

GENERATOR SET

- Special Testing
- Battery Box

ENCLOSURE

- Motorized Dampers

CONTROL SYSTEM

- Spare inputs (x4) / outputs (x4) - H Panel Only
- Battery Disconnect Switch

Rating Definitions

Standby – Applicable for a varying emergency load for the duration of a utility power outage with no overload capability. (Max. load factor = 70%)

Prime – Applicable for supplying power to a varying load in lieu of utility for an unlimited amount of running time. (Max. load factor = 70%) A 10% overload capacity is available for 1 out of every 12 hours. The Prime Power option is only available on International applications.

Power ratings in accordance with ISO 8528-1, Second Edition dated 2005-06-01, definitions for Prime Power (PRP) and Emergency Standby Power (ESP).

SG/PG Series

application and engineering data

50 HZ

ENGINE SPECIFICATIONS

General

| | |
|--------------------------|------------------------------|
| Make | Generac |
| Cylinder # | 6 |
| Type | Inline |
| Displacement - L (Cu In) | 14.17 (864.71) |
| Bore - mm (in) | 135 (5.31) |
| Stroke - mm (in) | 165 (6.50) |
| Compression Ratio | 9.5:1 |
| Intake Air Method | Turbocharged/Aftercooled |
| Number of Main Bearings | 7 |
| Connecting Rods | Carbon Steel |
| Cylinder Head | Cast Iron GT250, OHV |
| Cylinder Liners | Ductile Iron |
| Ignition | Altronic CD1 |
| Pistons | Aluminum |
| Crankshaft | Ductile Iron |
| Lifter Type | Solid |
| Intake Valve Material | Special Heat-Resistant Steel |
| Exhaust Valve Material | Alloy Steel, High Temp |
| Hardened Valve Seats | Alloy Steel, High Temp |

Engine Governing

| | |
|-------------------------------------|------------|
| Governor | Electronic |
| Frequency Regulation (Steady State) | +/- 0.25% |

Lubrication System

| | |
|------------------------------|-----------------------------|
| Oil Pump Type | Gear |
| Oil Filter Type | Full-flow spin-on cartridge |
| Crankcase Capacity - L (qts) | 34.3 (36.2) |

Cooling System

| | |
|---------------------------------|-----------------------------|
| Cooling System Type | Pressurized Closed Recovery |
| Water Pump Flow - gpm (lpm) | 92 (348) |
| Fan Type | Pusher |
| Fan Speed (rpm) | 1581 |
| Fan Diameter - mm (in) | 762 (30) |
| Optional Coolant Heater Wattage | 2000 |
| Optional Coolant Heater Voltage | 240 V |

Fuel System

| | |
|------------------------------------|---------------------------|
| Fuel Type | Natural Gas |
| Carburetor | Down Draft |
| Secondary Fuel Regulator | Standard |
| Fuel Shut Off Solenoid | Standard |
| Operating Fuel Pressure (Standard) | 7" - 11" H ₂ O |

Engine Electrical System

| | |
|-------------------------------|------------|
| System Voltage | 24 VDC |
| Battery Charger Alternator | Standard |
| Min. Recommended Battery Size | 1155 CCA |
| Battery Voltage | (2) 12 VDC |
| Ground Polarity | Negative |

ALTERNATOR SPECIFICATIONS

| | |
|-------------------------------------|-----------------------|
| Standard Model | 520mm |
| Poles | 4 |
| Field Type | Revolving |
| Insulation Class - Rotor | H |
| Insulation Class - Stator | H |
| Total Harmonic Distortion | <5% |
| Telephone Interference Factor (TIF) | <50 |
| Standard Excitation | Permanent Magnet |
| Bearings | Sealed Ball |
| Coupling | Direct, Flexible Disc |
| Prototype Short Circuit Test | Yes |

| | |
|------------------------------------|--------------|
| Voltage Regulator Type | Full Digital |
| Number of Sensed Phases | All |
| Regulation Accuracy (Steady State) | +/- 0.25% |

250 kVA / 200 kVA

operating data

50 HZ

POWER RATINGS – NATURAL GAS

| | Standby | Prime |
|--------------------------------|------------------------------|------------------------------|
| Three-Phase 231/400 VAC @0.8pf | 250 kVA / 200 kW 361 Amps | 200 kVA / 160 kW 289 Amps |

STARTING CAPABILITIES (sKVA)

| | | sKVA vs. Voltage Dip | | | | | |
|------------|-----|----------------------|-----|-----|-----|-----|-----|
| | | 231/400 VAC | | | | | |
| Alternator | kVA | 10% | 15% | 20% | 25% | 30% | 35% |
| Standard | 250 | 218 | 328 | 437 | 546 | 656 | 765 |
| Upsize 1 | 300 | 251 | 377 | 502 | 628 | 754 | 879 |

FUEL CONSUMPTION RATES*

| Natural Gas – ft ³ /hr (m ³ /hr) | | |
|--|-------------|-------------|
| Percent Load | Standby | Prime |
| 25% | 915 (25.9) | 801 (22.7) |
| 50% | 1568 (44.4) | 1374 (38.9) |
| 75% | 2117 (59.9) | 1854 (52.5) |
| 100% | 2613 (74.0) | 2289 (64.8) |

* Fuel supply installation must accommodate fuel consumption rates at 100% load.

COOLING

| | | Standby | Prime |
|--|--|--------------|--------------|
| Air Flow (inlet air combustion and radiator) | ft ³ /min (m ³ /min) | 8062 (228.3) | 8062 (228.3) |
| System Coolant Capacity | Gal (Liters) | 14.5 (54.9) | 14.5 (54.9) |
| Heat Rejection to Coolant | BTU/hr | 654,209 | 542,993 |
| Max. Operating Ambient Temperature (Before Derate) | °F (°C) | 110 (43) | 110 (43) |
| Maximum Additional Radiator Backpressure | in H ₂ O | 0.5 | 0.5 |

COMBUSTION AIR REQUIREMENTS

| | | Standby | Prime |
|---------------------|---------------------------|------------|-----------|
| Flow at Rated Power | cfm (m ³ /min) | 354 (10.0) | 333 (9.4) |

ENGINE

| | | Standby | Prime |
|------------------------|----------------|------------|------------|
| Rated Engine Speed | rpm | 1500 | 1500 |
| Horsepower at Rated kW | hp | 362 | 290 |
| Piston Speed | ft/min (m/min) | 1477 (450) | 1477 (450) |
| BMEP | psi | 221 | 177 |

EXHAUST

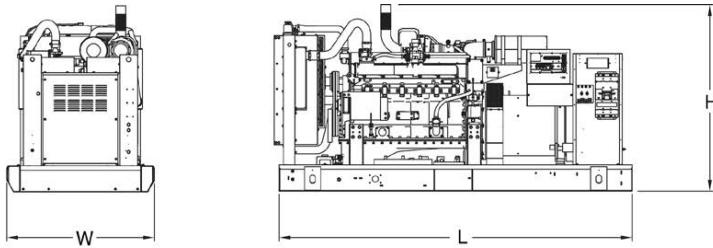
| | | Standby | Prime |
|---|---------------------------|-----------------------------|-------------|
| Exhaust Flow (Rated Output) | cfm (m ³ /min) | 1250 (35.4) | 1175 (33.3) |
| Maximum Recommended Back Pressure (Post Silencer) | inHg | 0.75 | 0.75 |
| Exhaust Temp (Rated Output) | °F (°C) | 1334 (723) | 1227 (664) |
| Exhaust Outlet Size (Open Set) | in | 3.5" I.D. Flex (No Muffler) | |

Deration – Operational characteristics consider maximum ambient conditions. Derate factors may apply under atypical site conditions. Please consult a Generac Power Systems Industrial Dealer for additional details. All performance ratings in accordance with ISO3046, BS5514, ISO8528 and DIN6271 standards. All power ratings are +/- 5%.

SG/PG Series

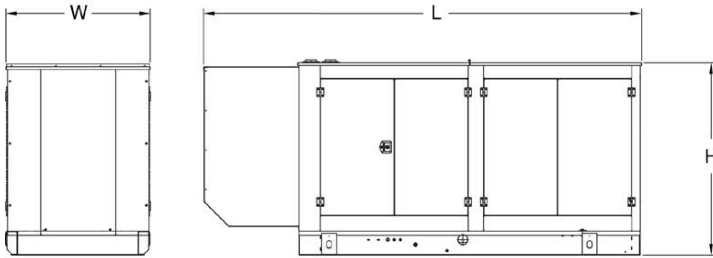
dimensions and weights

50 HZ



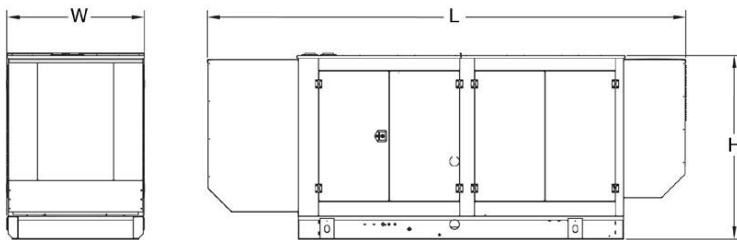
OPEN SET (Includes Exhaust Flex)

| | |
|---------------------|--|
| L x W x H (in (mm)) | 138.74 (3524.1) x 57.6 (1463.1) x 68.04 (1728.3) |
| Weight lbs (kg) | 6364 (2887) |



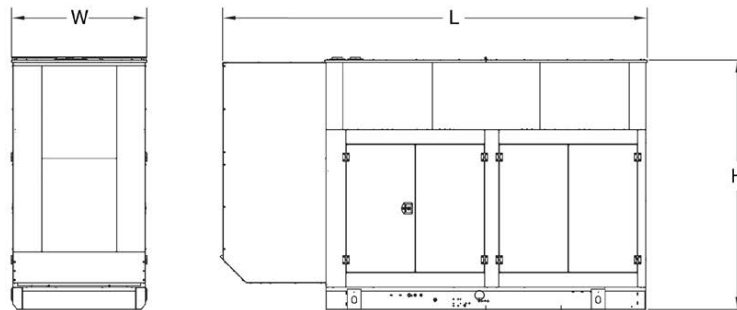
STANDARD ENCLOSURE

| | |
|---------------------|---|
| L x W x H (in (mm)) | 174.7 (4437.4) x 52.98 (1345.7) x 77.8 (1976.1) |
| Weight lbs (kg) | Steel: 7538 (3420) Aluminum: 6765 (3069) |



LEVEL 1 ACOUSTIC ENCLOSURE

| | |
|---------------------|---|
| L x W x H (in (mm)) | 200.19 (5084.7) x 57.49 (1460.4) x 77.80 (1976.1) |
| Weight lbs (kg) | Steel: 8094 (3672) Aluminum: 6955 (3155) |



LEVEL 2 ACOUSTIC ENCLOSURE

| | |
|---------------------|---|
| L x W x H (in (mm)) | 180.65 (4588.4) x 57.49 (1460.4) x 107.3 (2725.4) |
| Weight lbs (kg) | Steel: 8656 (3927) Aluminum: 7156 (3246) |

YOUR FACTORY RECOGNIZED GENERAC INDUSTRIAL DEALER

Specification characteristics may change without notice. Please consult a Generac Power Systems Industrial Dealer for detailed installation drawings.

Generac Power Systems, Inc. • S45 W29290 HWY. 59, Waukesha, WI 53189 • generac.com

©2014 Generac Power Systems, Inc. All rights reserved. All specifications are subject to change without notice. Part No. 0L0030B-A / Printed in U.S.A. 11/21/14