

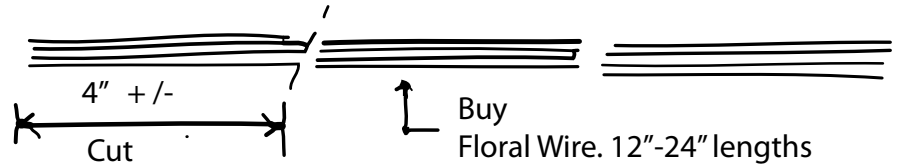
Tissue Paper Sweet Peas

Easy and inexpensive to make. Reusable too!

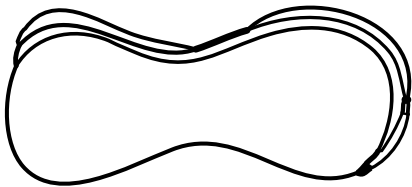
Materials needed:

Colored tissue paper, floral wire, and floral tape.

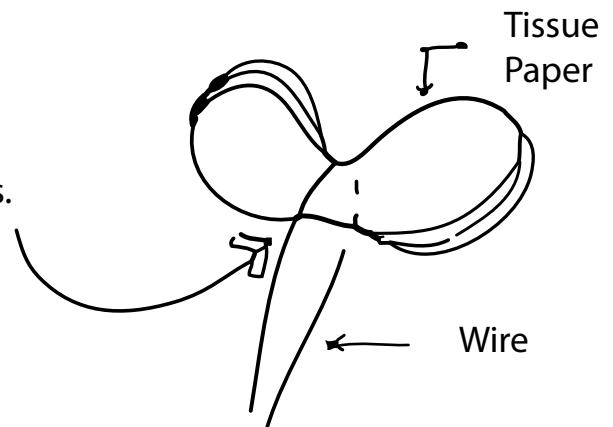
1. Cut wire into 4 inch lengths



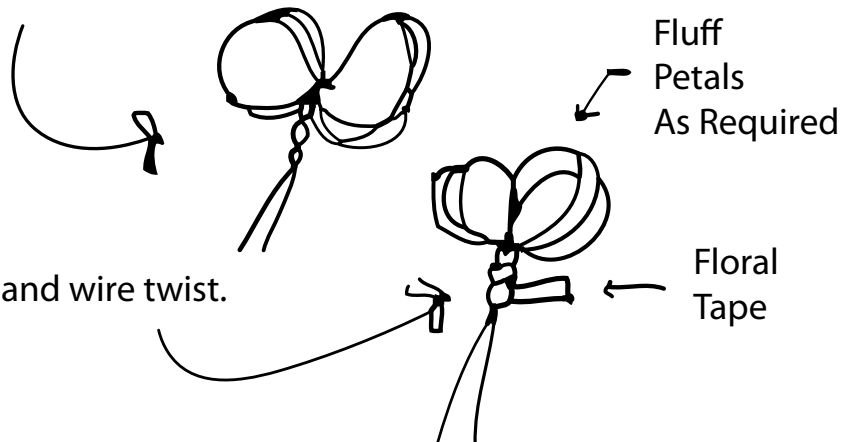
2. Cut multi-layers of tissue paper into a peanut shape (actual size shown)



3. Fold wire over middle of flat tissue paper layers.



4. Twist wire while creasing tissue paper up to look like flower petals.



5. Tape intersection of tissue paper and wire twist.

6. Attach flowers to vines, branches, chicken wire or whatever!