



i PERMIT E RATERS
#1 Permit & Duct Testing Solution

CalCerts: For Homeowners

Creating an Account on Calcerts.com

Things you will need:

- A photo of your Driver's License or other form of ID

STEP 1 - GO TO WWW.CALCERTS.COM

CalCERTS, Inc.
HERS PROVIDER

Login Register I Forgot

Welcome to CalCERTS!
In observation of Good Friday, CalCERTS will be closing at 2:00 PM PST on Friday, March 25.
Have a Happy Easter!

HOME SECURE HOME ABOUT TRAINING MEMBERSHIP BENEFITS EVENTS FIND A RATER RESOURCES FORMS CONTACT US

California's Premier HOME ENERGY RATING Provider
to fill the growing need in the Energy Efficiency industry for a technically superior, yet customer-oriented HERS Provider

HERS Rater Information Training with CalCERTS, inc. Homeowner Information

Building Department Information Contractor T-24 Consultants

RECENT NEWS
[CalCERTS, Inc continues to enhance the Registry!](#)
This week we have another new

Step 2 – Click on the “Homeowner Information” button in green

CalCERTS, Inc.
HERS PROVIDER

Login Register I Forgot

Welcome to CalCERTS!
In observation of Good Friday, CalCERTS will be closing at 2:00 PM PST on Friday, March 25.
Have a Happy Easter!

HOME SECURE HOME ABOUT TRAINING MEMBERSHIP BENEFITS EVENTS FIND A RATER RESOURCES FORMS CONTACT US

California's Premier HOME ENERGY RATING Provider
to fill the growing need in the Energy Efficiency industry for a technically superior, yet customer-oriented HERS Provider

CLICK HERE

HERS Rater Information Training with CalCERTS, inc. Homeowner Information RECENT NEWS

Building Department Information Contractor T-24 Consultants

[CalCERTS, Inc continues to enhance the Registry!](#)
This week we have another new

Step 3 –

Then click
“Homeowner/Consumer Information”


CLICK HERE

Homeowner Information

- Locate a Certified HERS Rater
- Homeowner/Consumer Information
- Quality Assurance Inspectors

As a Homeowner, there is

Step 4 – click the “click here” text to register a new account



CalCERTS, Inc.
HERS PROVIDER

Login Register I Forgot

Welcome to CalCERTS!
In observation of Good Friday, CalCERTS will be closing at 2:00 PM PST on Friday, March 25.
Have a Happy Easter!

HOME SECURE HOME ABOUT TRAINING MEMBERSHIP BENEFITS EVENTS FIND A RATER RESOURCES FORMS CONTACT US

CLICK HERE

Homeowner Consumer Information

Register At CalCERTS

If you have been instructed to Register at CalCERTS, [Click Here](#)

Reasons to Save Energy

Energy efficiency is the cost effective use of energy relative to the size of a building. It is calculated in thousands of BTU's (British Thermal Units) per square foot of conditioned floor area per year. This definition allows homes of different sizes, in different climate zones, with different types of systems and different energy features to be compared to each other.






Heating, cooling and water heating energy use is calculated for one year converted to Btu's and divided by the conditioned floor area of the home. The lower the number, the more energy efficient the home is.

Having energy efficient buildings:


- Reduces energy costs
- Increases reliability and availability of electricity
- Improves building occupant comfort and reduces impact to the environment

Energy efficiency requires substantial initial investment in order to realize future savings. Without mandatory measures, and energy efficiency standards, buildings would most likely not be built with energy efficiency in mind

SINCE 2014, OUR PROGRAMS GENERATED:

- 1,127** 
Eliminating the emissions from 1,127 vehicles
- 6,817,200** 
Saving 6,817,200 lbs of coal
- 1,863** 
Planting 1,863 acres of trees
- 13,369,900** 
Saving the environment 13,369,900 pounds of CO2 per year
- 64,759** 
Energy efficient homes rated in California in 2013

STEP 5 - click the green button to select "I am a Homeowner"



CalCERTS, Inc.
HERS PROVIDER

HOME ABOUT TRAINING MEMBERSHIP BENEFITS EVENTS FIND A RATER RESOURCES FORMS CONTACT US

31
ATOMA STREET

Welcome to CalCERTS

In order to get you to the correct Registration Process, please identify your business:

I am a BUILDER/ARCHITECT of New Construction Homes needing to register and/or approve CF1Rs

I am an ENERGY CONSULTANT or a DESIGNER needing to Register CF1Rs for New Construction

I am a CONTRACTING INSTALLER with a valid CSLB License needing to Register CF1R-ALT-HVAC AND/OR process Installation Certificate CF-6R or CF-2R forms.

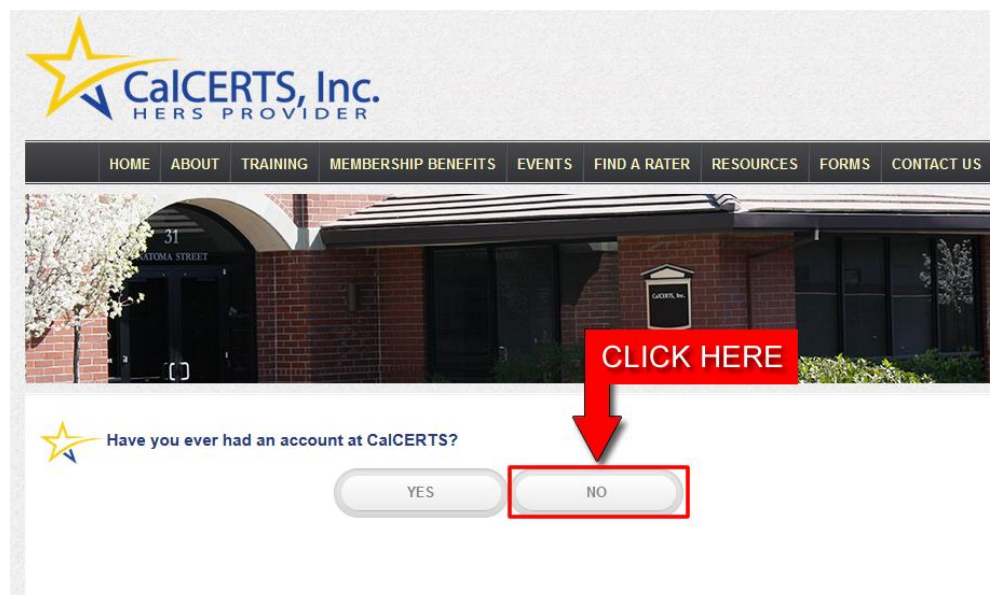
I am a HOME OWNER

If none of these apply to you, and you wish access to our site, please contact our office directly.

CLICK HERE

Step 6 -

Confirm that you do not have an account by clicking "NO"



CalCERTS, Inc.
HERS PROVIDER

HOME ABOUT TRAINING MEMBERSHIP BENEFITS EVENTS FIND A RATER RESOURCES FORMS CONTACT US

31
ATOMA STREET

Have you ever had an account at CalCERTS?

CLICK HERE

STEP 7 - SKIP THE TOP SECTION, then fill out the information in the bottom section, then click "next"

***** ALERT *****

This page is for HOMEOWNERS ONLY!!!

If you are ANY of the following, DO NOT USE THIS FORM!!!

HERS Rater	(Contact our Office)
Builder	[Click Here]
Building Department	[Click Here]
Installing Contractor	[Click Here]
Energy Consultant	[Click Here]

skip

Welcome and **THANK YOU** for choosing CalCERTS
to register your documents for the California Energy Commission.

We hope your experience on this site is productive and as fluid as possible
in line with the rules and regulations of the CEC.

START HERE

Please complete the information below to set up your CalCERTS
Homeowner Account.

STEP ONE: Personal Information

CLAIM CODE: If you have a Claim Code from a HERS Rater, please type it here:
WE WILL PROVIDE CLAIM #

Registration Type: I need to work on an EXISTING house of mine.
 I am BUILDING A NEW home.

First Name:

Middle Initial:

Last Name:

Address:

City/State/Zip: CA

Phone: - - - EXT

Fax: - -

E-Mail:


WHEN DONE CLICK HERE

NEXT

Step 8 – Here you will need to upload a picture or scan of your current Driver’s License or other form of ID

You can simply use your phone's camera to take the picture, then send to your computer

Click “browse” and choose the photo of your ID from your computer. When done click “NEXT”

STEP TWO: Personal Identification	
Registration Type:	I need to work on an EXISTING house of mine.
Your Name:	
Your Address:	
Your Phone Info:	
Your E-Mail:	
In order for us to be able to process your request, we will be needing a copy of your personal identification. This can be a copy of your driver's license, passport or other legal document that has your photo, name and signature.	
CLICK HERE 	
Identification Options:	
<input checked="" type="radio"/> Scan and Upload your ID:	First scan your signature and save it as a JPG file. Then click the button below to select your JPG file. <input type="button" value="Browse..."/> No file selected.
<input type="radio"/> Fax/Mail Your ID:	Once you complete your registration, you will receive instructions or providing us your information.
<input type="button" value="BACK"/> <input type="button" value="NEXT"/>	

STEP 9 - choose your digital signature style, then click "next"

STEP THREE: Electronic Signature

Registration Type: I need to work on an EXISTING house of mine.

Your Name:

Your Address:

Your Phone Info:

Your E-Mail:

The California Energy Commission (CEC) requires us to apply your electronic signature on documents. Please select a signature option below.

Electronic Signature Options:

Font Style

<input checked="" type="radio"/> A:	
<input type="radio"/> B:	
<input type="radio"/> C:	

Website Capture

Scanned Image

STEP 10 – Finally, confirm your information is correct then Click "DONE"

check your email, then click the link to confirm your account.

THANK YOU, _____, for choosing CalCERTS
to register your documents for the California Energy Commission.

An e-mail has been sent out to _____ with instructions to validate your e-mail.

***** ALERT ***** In order to avoid the e-mail going into your SPAM folder, please add notification@calcerts.com to your list of email contacts.

If you still cannot find the e-mail, contact our office directly at 916-985-3400 and ask them to help you with Homeowner Account **USER ID**