



# Myrtle Cruz, Inc.

3401 Louisiana St, STE 400 .Houston, Tx 77002-9552 . (713)759-1368 . fax 759-1264 . email first\_last@mcruz.com

FAR HILLS UTILITY DISTRICT

Cash Report for Meeting of April 8th, 2021

BOND FUND (298BF) : NO ACTIVE CHECKING ACCOUNT "INTERNAL ONLY"

Previous cash balance, March 11th, 2021 0.00

DEMAND DEPOSIT INVESTMENTS:

BBVA Bank; XXXX9883.....		199,047.12
previous balance	639,662.79	
04/08 tax trans	37,332.83	
03/19 P/A fees	500.00-	
03/01 interest	25.75	
03/15 svc chg	18.00-	
03/23 P/A fees	750.00-	
bond interest expens	166,706.25-	
bond principal	310,000.00-	
Texpool #00001.....		444,418.75
previous balance	444,411.71	
03/31 int adj	0.04-	
03/31 interest	7.08	
		-----
previous investments	1,084,074.50	
deposits	37,332.83	
interest	32.79	
withdrawals	< 477,974.25 >	
ending investments		643,465.87

BOND FUNDS AVAILABLE April 8th, 2021 =====  
\$643,465.87  
=====

DEBT SERVICE REQUIREMENTS

Series	Interest 4/1	Maturities 4/1	Interest 10/1	Maturities 10/01
2013	22,000.00	45,000.00	21,253.25	-0-
2015R	28,793.75	140,000.00	26,693.75	-0-
2015	62,728.13	50,000.00	61,978.13	-0-
2018	27,421.88	35,000.00	26,721.88	-0-
2020R	25,762.50	40,000.00	25,162.50	-0-
===== Total	166,706.26	310,000.00	161,712.51	
Total for 2021:	638,418.77			

·  
·  
·

FAR HILLS UTILITY DISTRICT

Cash Report for Meeting of April 8th, 2021 Page : 2

CAPITAL PROJECTS (298CA) : BBVA BANK 9875

Previous cash balance, March 11th, 2021	141,584.52
plus: 03/01 interest.....	10.86
Total Deposits :	----- 10.86
less: 03/15 service charge.....	10.86
Beginning cash balance, April 8th, 2021	----- 141,584.52

previous cash balance	141,584.52		
1 receipts	10.86		
other disbursements	10.86	<	>
ending cash balance			141,584.52

DEMAND DEPOSIT INVESTMENTS:

Texpool #00003.....		101,033.59
previous balance	101,032.00	
03/31 interest	1.59	
BBVA BANK; XXXX-7908.....		3,480.87
previous balance	3,481.16	
03/01 interest	0.21	
03/15 service charge	0.21-	
02/15 service charge	0.28-	
02/28 int correction	0.01-	
previous investments	104,513.16	
interest	1.79	
withdrawals	0.49	>
ending investments		104,514.46

CAPITAL PROJECTS FUNDS AVAILABLE April 8th, 2021	=====
	\$246,098.98
	=====

**FAR HILLS UTILITY DISTRICT      SERIES 2018      \$1,660,000      3.614062%**

	APPROVED	DISBURSED	BALANCE
<b>I. CONSTRUCTION COSTS</b>			
District Items			
1. French Qtr Section 2 W, WW & D	233,252.00	233,252.00	0.00
2. French Qtr Section 3 W, WW & D	575,035.00	513,759.00	61,276.00
2. Reddico Cosntruction	0.00	61,276.00	-61,276.00
3. Lake Breeze Section 2 W, WW & D	241,714.00	235,117.00	6,597.00
3. Bay Utilities ,LLC.	0.00	6,597.00	-6,597.00
4. Engineering & Testfng	285,000.00	196,360.00	88,640.00
5. Surplus Funds Construction	0.00	0.00	0.00
6. Surplus Funds Engineering	0.00	0.00	0.00
<b>Total District Items</b>	<b>1,335,001.00</b>	<b>1,246,361.00</b>	<b>88,640.00</b>
<b>II. NON CONSTRUCTION COSTS</b>			
A Bond Counsel	33,200.00	34,550.00	-1,350.00
B Financial Advisory Fee	29,050.00	31,395.08	-2,345.08
C Developer interest (5.50)	146,850.00	134,921.00	11,929.00
D Bond Discount (3%)	49,800.00	49,146.15	653.85
E Bond Issuance Expenses	30,289.00	0.00	30,289.00
1. Disclosure Counsel & Special Counse	0.00	6,500.00	-6,500.00
2. Official Statement prep & printing	0.00	2,824.34	-2,824.34
3. Bond Rating Agency	0.00	9,500.00	-9,500.00
4. Miscellaneous/Advertising	0.00	2,095.00	-2,095.00
5. Auditor Review	0.00	6,950.00	-6,950.00
F. Bond Application Report Cost	30,000.00	31,680.00	-1,680.00
G Attorney General's Fee	1,660.00	1,660.00	0.00
H TCEQ Issuance Fee (0.25%)	4,150.00	4,150.00	0.00
I. Contingency	0.00	3,000.00	-3,000.00
J. Developer withholding due to pre-inspection repairs	0.00	-5,451.00	5,451.00
<b>Total Non-Construction Costs</b>	<b>324,989.00</b>	<b>312,920.57</b>	<b>12,078.43</b>
<b>Total Bond Issue</b>	<b>1,660,000.00</b>	<b>1,559,281.57</b>	<b>100,718.43</b>
Interest Earnings (less svc chg)			12,255.71
CA 2018 Bonds			\$112,974.14
CA 2018 Bonds-Adjustment			(\$0.33)
CA 2015 Bonds			133,125.17
<b>Construction Fund Balance</b>			<b>246,098.98</b>

**4/8/2021**

Transferred to CA CHECKING @ Funding	3/15/2018	
Bonds Cost Wired at Funding:	3/15/2018	
Bond Discount		49,146.15
Legal Counsel-JRPB		34,550.00
Financial Advisor-Blitch Assoc.		31,395.08
digi-Color,LP		2,824.34
Bond Rating-Standard & Poors		9,500.00
TCEQ-Bond Fee		4,150.00
Disclosure Counsel-Orrick,Herrington,Sutcliffe		6,500.00
CUSIP Global Services		1,095.00
UMB Bank -P/A Fees		500.00
Wire Accrued Interest to D/S @ funding		2,241.70
		141,902.27
Bonds Cost Paid After Funding:		
04/12/18 Transfer to OP -Att Gen	wire	1,660.00
04/12/18 Transfer to OP -MCAD certificate	wire	500.00
04/12/18 Transfer to OP-Eng	wire	31,680.00
06/14/18 Transfer to OP-Eng	wire	24,585.79
		58,425.79
04/12/18 Myrtle Cruz, Inc	CK1210	3,000.00
04/12/18 Reddico Construction	CK1211	61,276.01
04/12/18 Bay Utilities	CK1212	6,597.00
06/14/18 McCall Gibson Swedlund Barfoot	CK1213	6,000.00
07/12/18 Langford Engineering	CK1215	4,422.58
08/09/18 McCall Gibson Swedlund Barfoot	CK1217	950.00
06/14/18 Langford Engineering	CK1214	4,079.97
08/09/18 Langford Engineering	CK1216	1,961.89
12/13/18 FQ/LB,LB developer reimbursement	wire	49,090.00
		137,377.45

FAR HILLS UTILITY DISTRICT

Cash Report for Meeting of April 8th, 2021 Page : 3

OPERATING (298OP) : BBVA BANK 9867

Previous cash balance, March 11th, 2021 0.00

DEMAND DEPOSIT INVESTMENTS:

BBVA BANK; XXX9891.....		437,832.46
previous balance	400,163.73	
03/01 interest	19.56	
03/15 svc chg	18.00-	
04/08 tax trans	37,667.17	
Texpool #00002.....		2,252,907.82
previous balance	2,102,874.38	
03/31 interest	33.44	
04/08 trans-OS CK	150,000.00	
previous investments		2,503,038.11
deposits		187,667.17
interest		53.00
withdrawals	<	18.00 >
ending investments		2,690,740.28
OPERATING FUNDS AVAILABLE April 8th, 2021		<u><u>\$2,690,740.28</u></u>

FAR HILLS UTILITY DISTRICT

Cash Report for Meeting of April 8th, 2021 Page : 4

COLLECTIONS (2980Q) : BBVA BANK 7090

Previous cash balance, March 11th, 2021			2,816.93
plus: 1150: water & sewer revenue.....			41,237.93
plus: 2161: customer meter deposits.....			2,000.00
plus: 4101: bulk water sales.....			2,500.00
plus: 4120: reconnection fees.....			720.00
plus: 4202: inspection fees.....			1,400.00
plus: 4300: reg wtr auth revenue.....			396.05
plus: 4330: penalties & interest-svc accts.....			420.15
plus: 4600: tap connection fees.....			10,400.00
plus: 03/01 interest.....			3.25
			-----
	Total Deposits :		59,077.38
less: 01/29 deposit correction.....			300.00
less: 03/01 return item.....			53.93
less: 03/15 service charge.....			3.25
less: 03/16 ttech fee.....			7.50
less: 03/25 941 tax deposit.....			573.78
less: 04/08 transfer to OS checking.....			58,000.00
			-----
Beginning cash balance, April 8th, 2021			2,955.85
			-----
	01/29-03/31	previous cash balance	2,816.93
		77 receipts	59,077.38
		other disbursements	58,938.46 >
		ending cash balance	2,955.85
			=====
COLLECTIONS FUNDS AVAILABLE April 8th, 2021			\$2,955.85
			=====

FAR HILLS UTILITY DISTRICT

Cash Report for Meeting of April 8th, 2021 Page : 5

OPERATING CHECKING (2980S) : BBVA BANK 1770

Previous cash balance, March 11th, 2021		85,422.33
plus: 03/01 interest.....		11.09
plus: 03/25 Clear Lake Asset Management-construction invoices....		150,000.00
plus: 03/29 WGB RV Park-qtr billing.....		1,490.59
plus: 04/08 transfer from OQ collections.....		58,000.00
plus: 04/08 VOID CK2188; sudden Link-returned by mail.....		378.58
		<hr/>
Total Deposits :		209,880.26
less: 03/15 service charge.....		11.09
less: 04/08 transfer to TxPool.....		150,000.00
less checks completed at or after last meeting :		
2098 T.C.E.Q.; P0125-revenue/regulatory fee FY 2020.....		2,065.44
2219 Republic Services; 3-0853-20511286.....		358.22
6399 trash 04/01-06/30	358.22	
2249 Entergy; electric service numerous locations.....		2,966.79
6352 utilities	2,966.79	
2250 Verizon; 942076507-00001.....		329.85
6351 telephone expense	329.85	
2251 Texas Aquastore, Inc.; Tank inspection-21.0131-1.....		1,500.00
6335 tank inspect	1,500.00	
2252 Duffy's Lawn Care; #60.....		500.00
6352 mowing/weedeat	460.00	
6352 RV Park-mow	40.00	
		<hr/>
Beginning cash balance, April 8th, 2021		137,571.20
less checks to be presented at this meeting :		
2253 James Haymon; director fees.....		415.56
6310 04/08 regular mtg	150.00	
6310 04/02 post agenda	150.00	
6310 04/03 website update	150.00	
6514 payroll taxes	34.44-	
2254 Melinda M. Shelly; director fees.....		138.52
6310 04/08 reg mtg	150.00	
6514 payroll taxes	11.48-	
2255 Rich Cutler; director fees.....		138.52
6310 04/08 reg mtg	150.00	
6514 payroll taxes	11.48-	
2256 Christopher Kuhl; director fees.....		92.35
6310 04/08 regular mtg	100.00	
6514 payroll taxes	7.65-	
2257 David Bock; director fees.....		138.52
6310 04/08 regular mtg	150.00	
6514 payroll taxes	11.48-	
2258 Myrtle Cruz, Inc.; bookkeeping-March.....		2,100.00
6333 bookkeeping expenses	2,100.00	
2259 McCall Gibson Swedlund Barfoot PLLC; audit-Dec-FY 2020.....		15,000.00
6321 less interim bill	15,000.00	
2260 Langford Engineering, Inc.; 24107,24014,24016,24015.....		3,772.57
6322 24017-general	1,350.00	
6322 24016-1/s improv	1,176.83	
6322 24014-Clearlake-WS&D	210.00	
6322 24015-WTP-improv	1,035.74	
2261 M. Marlon Ivy Associates, Inc.; OP-21121,21122,21123.....		16,185.00
6332 operator's fees	2,500.00	
6332 billing/collect	1,341.90	
6332 operator-admin	455.00	
6335 r & m-water	5,719.18	
6335 r&m-admin bldg	1,523.45	
4610 tap expense	3,500.00	
6340 office expenses	76.35	
6340 office expenses	1,069.12	

FAR HILLS UTILITY DISTRICT

Cash Report for Meeting of April 8th, 2021 Page : 6

2262 San Jacinto River Authority; pumpage fee-March.....		477.75
6328 reg wtr auth assessm	477.75	
2263 PM Utility Services; 0321-5290,5292.....		1,603.25
6335 r&m-LS 5290	895.00	
6335 r&m-LS 5292	708.25	
2264 DXI Industries, Inc.; water-00949,04403.....		257.87
6342 chemicals-00949	140.00	
6342 chemicals-04403	117.87	
2265 Water Utility Services, Inc.; 61864,61384.....		1,340.00
6324 lab-dist-61864	1,160.00	
6324 lab-dist-61384	180.00	
2266 Source Point Solutions,LLC.; 65086.....		3,416.00
6335 r&m L/S-65086	3,416.00	
2267 CFI Services Inc.; water-71698,71690,71886.....		3,218.00
6335 r&m-wtr-71698	305.88	
6335 r&m-wtr-71690	2,608.38	
6335 r&m-wtr-71886	303.74	
2268 Apache Oil Co.; G34304-IN.....		1,786.38
6335 r&m-fuel WTP	1,786.38	
2269 Marathon Pest Control,LLC; pest control-8639.....		85.00
6335 repair & maint-gener	85.00	
2270 Duffy's Lawn Care; district mowing-60.....		900.00
6335 mow,trim,weeds,vines	820.00	
6335 L/S WGB park	80.00	
2271 A.W.B.D.-TX.; 170500-191295,191441,191791,192366,192237.....		1,550.00
6354 M. Shelly-191791	375.00	
6354 J. Haymon-191441	375.00	
6354 R. Cutler-191295	375.00	
6354 J. Haymon-192366	50.00	
6354 C Kuhl-192237	375.00	
2272 Off Cinco; website-9837.....		270.00
7395 website-9837	270.00	
2273 M. Marlon IVY & Associates; WWTP/Sewer-0421-21124,21125.....		2,537.00
6332 operator's fees	2,225.00	
6435 r&m (wwtr)-21125	312.00	
2274 North Water District Lab Svcs.; WWTP-2101193.....		738.00
6324 lab-2101193	738.00	
2275 DXI Chemicals; wwtr-04402.....		117.67
6442 chem(wwtp)-04402	117.67	
2276 PM utility Services; r&m-STP-5291.....		3,096.48
6435 r&m-5291	3,096.48	
2277 Apache Oil Co.; WWTP-G34306-IN.....		500.66
6435 r&m-wwtp-fuel	500.66	
2278 Entergy; electric-numerous locations-133959577.....		
2279 Verizon; 942076507-00001.....		
2280 Republic Services; 3-0853-2051286.....		
2281 Sudden Link Business; internet 07706-100884-01-2.....		
2282 Republic Services; 3-0853-0103988-dumpster WWTP.....		

previous cash balance		85,422.33	
5 receipts		209,880.26	
30 current checks	<	59,875.10	>
other disbursements	<	157,731.39	>
ending cash balance			77,696.10

OPERATING CHECKING FUNDS AVAILABLE April 8th, 2021

=====  
\$77,696.10  
=====

FAR HILLS UTILITY DISTRICT

Cash Report for Meeting of April 8th, 2021 Page : 7

DEPOSIT REFUND (2980T) : BBVA BANK 1185

Previous cash balance, March 11th, 2021			3,514.26
plus: 03/01 interest.....			0.62
plus: 04/08 VOID CK1176; Superior Custom Homes-replaced by CK1182.			962.92
		Total Deposits :	----- 963.54
less: 03/15 service charge.....			0.62
			----- 4,477.18
Beginning cash balance, April 8th, 2021			
less checks to be presented at this meeting :			
1182 Superior Homes Custom; replaces CK1182.....			962.92
1183 Susan/Joseph Mongonia; 10024 West Shore.....			121.34
2161 customer meter depos		250.00	
1150 less final bill		128.66-	
1184 Rebecca Mulvany; 13233 Crest.....			18.80
2161 customer meter depos		125.00	
1150 less final bill		106.20-	
1185 OMG Builders LLC; 10331 Cude Cemetary.....			943.52
2161 customer meter depos		1,000.00	
1150 less final bill		56.48-	
1186 First American Homes; 13096 Laura Lake,11514 Marci Lane.....			109.36
1150 refund overpayment		61.22	
1150 refund overpayment		48.14	
			-----
previous cash balance			3,514.26
2 receipts			963.54
5 current checks	<		2,155.94 >
other disbursements	<		0.62 >
ending cash balance			2,321.24
			=====
DEPOSIT REFUNDS AVAILABLE April 8th, 2021			\$2,321.24
			=====



FAR HILLS UTILITY DISTRICT

Cash Report for Meeting of April 8th, 2021 Page : 8

TAX ACCOUNT (298TX) : BBVA BANK 9130

Previous cash balance, March 11th, 2021			18,018.19
plus: 4320: property taxes.....			71,840.24
plus: 02/10 deposit correction.....			0.10
plus: 03/01 interest.....			32.83
		Total Deposits :	71,873.17
less: 02/01 interest correction.....			0.30
less: 03/15 service charge.....			18.00
less: 04/08 D/S tax transfer to MMS-9883.....			37,332.83
less: 04/08 M/O tax transfer to MMS-9891.....			37,667.17
Beginning cash balance, April 8th, 2021			14,873.06
			-----
	03/02-03/31	previous cash balance	18,018.19
		16 receipts	71,873.17
		other disbursements	75,018.30 >
		ending cash balance	14,873.06
			=====
TAX ACCOUNT FUNDS AVAILABLE April 8th, 2021			\$14,873.06
			=====

# FAR HILLS UD

## Property TAX Cash Receipts/Cash Disbursements

Month #	#1	#2	#3	#4	#5	#6	#7	#8	#9	#10	#11	#12	
Date of Bookkeeper Report	2/11/2021	3/11/2021	4/8/2021										FYTD
Beginning Cash Balance	19,611.50	25,399.49	18,018.19	14,873.06	14,873.06	14,873.06	14,873.06	14,873.06	14,873.06	14,873.06	14,873.06	14,873.06	
Checking Account 01/01/2019													
<u>Revenue</u>													
Tax Receipts	655,787.99	205,190.42	71,840.34	0.00	0.00	0.00	0.00	0.00	0.00	0.00	0.00	0.00	860,978.41
Special Taxes collected	0.00	0.00	0.00	0.00	0.00	0.00	0.00	0.00	0.00	0.00	0.00	0.00	0.00
Misc.	0.00	0.00	0.00	0.00	0.00	0.00	0.00	0.00	0.00	0.00	0.00	0.00	0.00
Interest	11.23	46.99	32.53	0.00	0.00	0.00	0.00	0.00	0.00	0.00	0.00	0.00	58.22
<b>Total Revenue</b>	<b>655,799.22</b>	<b>205,237.41</b>	<b>71,872.87</b>	<b>0.00</b>	<b>0.00</b>	<b>0.00</b>	<b>0.00</b>	<b>0.00</b>	<b>0.00</b>	<b>0.00</b>	<b>0.00</b>	<b>0.00</b>	<b>861,036.63</b>
<u>Expense - Admin</u>													
Debt Service Transfers	323,551.27	104,531.94	37,332.83	0.00	0.00	0.00	0.00	0.00	0.00	0.00	0.00	0.00	428,083.21
Maintenance Tax Transfer	326,448.73	105,468.06	37,667.17	0.00	0.00	0.00	0.00	0.00	0.00	0.00	0.00	0.00	431,916.79
Overpayments Refunded	0.00	0.00	0.00	0.00	0.00	0.00	0.00	0.00	0.00	0.00	0.00	0.00	0.00
Legal - General	0.00	0.00	0.00	0.00	0.00	0.00	0.00	0.00	0.00	0.00	0.00	0.00	0.00
Legal - Delinquent Tax	0.00	0.00	0.00	0.00	0.00	0.00	0.00	0.00	0.00	0.00	0.00	0.00	0.00
Tax Assessor/Collector	0.00	0.00	0.00	0.00	0.00	0.00	0.00	0.00	0.00	0.00	0.00	0.00	0.00
MCAD Qtr & Certificate fee	0.00	2,600.71	0.00	0.00	0.00	0.00	0.00	0.00	0.00	0.00	0.00	0.00	2,600.71
Bookkeeping	0.00	0.00	0.00	0.00	0.00	0.00	0.00	0.00	0.00	0.00	0.00	0.00	0.00
Office Exp	11.23	18.00	18.00	0.00	0.00	0.00	0.00	0.00	0.00	0.00	0.00	0.00	29.23
Legal notice	0.00	0.00	0.00	0.00	0.00	0.00	0.00	0.00	0.00	0.00	0.00	0.00	0.00
Misc.	0.00	0.00	0.00	0.00	0.00	0.00	0.00	0.00	0.00	0.00	0.00	0.00	0.00
<b>Total Admin Expense</b>	<b>650,011.23</b>	<b>212,618.71</b>	<b>75,018.00</b>	<b>0.00</b>	<b>0.00</b>	<b>0.00</b>	<b>0.00</b>	<b>0.00</b>	<b>0.00</b>	<b>0.00</b>	<b>0.00</b>	<b>0.00</b>	<b>862,629.94</b>
<b>Ending Cash Balance</b>	<b>25,399.49</b>	<b>18,018.19</b>	<b>14,873.06</b>	<b>14,873.06</b>	<b>14,873.06</b>	<b>14,873.06</b>	<b>14,873.06</b>	<b>14,873.06</b>	<b>14,873.06</b>	<b>14,873.06</b>	<b>14,873.06</b>	<b>14,873.06</b>	<b>18,018.19</b>

2020 Rate			
	D/S Tax Rate	0.3350	650,020
	M/O Tax Rate	0.3380	655,841
	Total Rate	0.6730	
MC Tax Report	Tax Levied	1,305,861	1,305,861
	1/31/2021		

**Park on the Lake  
C/O Central Management, Inc.  
820 Gessner, STE 1525  
Houston, TX 77024**

**2/28/2021**

Reference: Far Hills-Sanitary Sewer Agreement-Quarterly Billing

Dear Customer,

As part of the Sewer Service Agreement between Far Hills Utility District and WGB RV Parks, LLC., we are requesting the following fees and cost reimbursed to the District:

WGB Operations and Maintenance:		Amount	Amount Due	District Check #	Pro-Rata Share
Oct-20	Nov-20	\$80.00	\$80.00	2088	100%
			\$0.00		100%
Nov-20	Dec-20	\$40.00	\$40.00	2123	100%
			\$0.00		100%
Dec-20	Jan-21	\$40.00	\$40.00	2148	100%
		\$250.00	\$250.00	2142	100%
FH UD/WGB Shared Operations and Maintenance:					
Oct-20	Nov-20	\$687.50	\$29.70	2062	4.32%
		\$2,225.00	\$96.12	2092	4.32%
		\$1,502.50	\$64.91	2093	4.32%
		\$235.33	\$10.17	2094	4.32%
		\$2,057.00	\$88.86	2095	4.32%
		\$133.33	\$5.76	2096	4.32%
		\$101.18	\$4.37	2068	4.32%
		\$1,663.15	\$71.85	2064	4.32%
Nov-20	Dec-20	\$2,381.00	\$91.43	2125	3.84%
		\$1,552.96	\$59.63	2018	3.84%
		\$511.50	\$19.64	2126	3.84%
		\$2,310.00	\$88.70	2127	3.84%
		\$1,120.00	\$43.01	2128	3.84%
		\$300.00	\$11.52	2129	3.84%
		\$101.13	\$3.88	2102	3.84%
		\$1,514.31	\$58.15	2103	3.84%
Dec-20	Jan-21	\$60.00	\$2.30	2148	3.83%
		\$1,661.59	\$63.64	2161	3.83%
		\$2,341.00	\$89.66	2162	3.83%
		\$1,502.50	\$57.55	2163	3.83%
		\$413.20	\$15.83	2164	3.83%
		\$2,713.09	\$103.91	2165	3.83%

\$27,497.27	\$1,490.59	DUE From WGB
	\$0.00	Prior Balance
3/29/2021	(\$1,490.59)	
	(\$0.00)	

Please make payment upon receipt to the address as indicated below. For questions of comments please call or e-mail our office.

Terry Holland  
Myrtle Cruz, Inc  
[terry\\_holland@mcruz.com](mailto:terry_holland@mcruz.com)  
713-759-1368

Flow Chart/Invoices Attached

**Please Mail Payment To:**

**Myrtle Cruz, Inc.  
3401 Louisiana St. STE 400  
Houston TX 77002-9552**

**Clearlake Asset Management LLC  
(Dru Kahlenberg)**

Month	Deposit/Check	Invoice	Amount		
11/14/17	DEPOSIT		5,000.00	DEPOSIT	
11/09/17	1108	20770	-280.00	LANGFORD ENG	
12/14/17	1133	20854	-420.00	LANGFORD ENG	
01/11/18	1180	20945	-3,004.25	LANGFORD ENG	
01/11/18	1159	205506	-210.00	RBAP	
02/08/17	1185	21020	-1,773.75	LANGFORD ENG	
02/08/18	1184	205664	-174.70	RBAP	
02/15/18	DEPOSIT		5,000.00	DEPOSIT	
03/08/18	1223	21088	-3,808.75	LANGFORD ENG	
03/08/18	1209	205812	-1,738.60	RBAP	
04/12/18	1235	205983	-633.17	RBAP	
04/12/18	1237	21174	-835.94	LANGFORD ENG	
04/23/18	DEPOSIT		5,000.00	DEPOSIT	
05/10/18	1259	208134	-219.40	RBAP	
06/14/18	1282	206328	-2,518.30	RBAP	
07/12/18	1308	206450	-1,668.78	RBAP	
08/09/18	1329	206595	-488.93	RBAP	
09/13/18	1356	206752	-62.50	RBAP	
10/03/18	DEPOSIT		128,875.00	DEPOSIT	
10/16/18	1374	21562	-1,462.91	LANGFORD ENG	
10/16/18	1383	21634	-280.00	LANGFORD ENG	
10/16/18	1382	206889	-101.25	RBAP	
11/08/18	1410	21704	-9,181.25	LANGFORD ENG	
11/08/18	1410	21700	-280.00	LANGFORD ENG	
11/08/18	1409	206978	-116.15	RBAP	
12/13/18	1439	21780	-2,270.00	LANGFORD ENG	
12/13/18	1456	21780	1,055.00	Credit CK1456	
12/13/18	1439	21784	-5,497.16	LANGFORD ENG	
01/10/19	1468	21857	-560.00	LANGFORD ENG	
01/10/19	1468	21860	-855.00	LANGFORD ENG	
02/14/19	1491	207436	-2,755.61	RBAP	
02/14/19	1492	21936	-1,969.52	LANGFORD ENG	
02/14/19	1492	21940	-8,900.37	LANGFORD ENG	
03/20/19	1514	22007	-3,043.75	LANGFORD ENG	
04/11/19	1536	207707	-467.50	RBAP	
04/11/19	1538	22092	-4,167.98	LANGFORD ENG	
04/11/19	1538	22095	-1,280.20	LANGFORD ENG	
04/11/19	1538	22096	-5,277.38	LANGFORD ENG	
04/11/19	1538	22094	-14,790.02	LANGFORD ENG	-14,773.02
03/20/19	1514	22010	-3,015.00	LANGFORD ENG	
03/20/19	1514	22009	-315.00	LANGFORD ENG	-315.00
02/14/19	1492	21938	-433.00	LANGFORD ENG	-433.00
12/13/18	1439	21782	-5,573.13	LANGFORD ENG	-5,573.13
11/08/18	1410	21702	-2,325.00	LANGFORD ENG	-2,325.00
10/16/18	1383	21636	-6,374.50	LANGFORD ENG	-6,374.50
09/13/18	1357	21560	-5,308.75	LANGFORD ENG	-5,308.75
02/14/19	1492	21939	-389.70	LANGFORD ENG	
01/10/19	1468	21859	-590.00	LANGFORD ENG	
12/13/18	1439	21783	-1,673.38	LANGFORD ENG	
11/08/18	1410	21703	-3,506.25	LANGFORD ENG	
10/16/18	1383	21637	-2,490.00	LANGFORD ENG	
09/13/18	1357	21561	-1,905.00	LANGFORD ENG	
05/09/19	1562	207801	-426.48	RBAP	
05/09/19	1563	22144	-6,123.75	LANGFORD ENG	
05/09/19	1563	22147	-5,227.50	LANGFORD ENG	
05/09/19	1563	22146	-4,031.25	LANGFORD ENG	
05/19/19	1563	22145	-6,817.50	LANGFORD ENG	-6,817.50
06/06/19	1585	207942	-16.25	RBAP	
07/11/19	1617	22337	-4,990.41	LANGFORD ENG	-4,990.41
07/11/19	1617	22336	-1,683.44	LANGFORD ENG	
07/11/19	1617	22272	-2,170.00	LANGFORD ENG	
07/11/19	1617	22339	-3,230.80	LANGFORD ENG	
07/11/19	1617	22273	-12,155.00	LANGFORD ENG	-12,155.00
07/11/19	1617	22274	-19,737.50	LANGFORD ENG	
07/11/19	1617	22275	-7,928.48	LANGFORD ENG	
07/11/19	1617	22338	-7,597.60	LANGFORD ENG	
07/11/19	1616	208095	-1,197.30	RBAP	

	07/26/19	DEPOSIT		313,462.11	DEPOSIT	
	08/08/19	1657	pay app #1	-23,202.97	Excel Const	
	08/08/19	1659	22414	-4,082.16	LANGFORD ENG	
Added	08/08/19	1659	22416	-10,242.78	LANGFORD ENG	
Added	08/08/19	1659	22417	-3,708.34	LANGFORD ENG	
Added	08/08/19	1659	22415	-4,575.73	LANGFORD ENG	-4,575.73
	09/12/19	1671	208369	-362.50	RBAP	
	09/12/19	1672	22535	-4,202.90	LANGFORD ENG	
	09/12/19	1672	22538	-3,030.26	LANGFORD ENG	
	09/12/19	1672	22536	-3,551.05	LANGFORD ENG	-3,551.05
	09/12/19	1687	pay app #2	-49,437.36	Excel Const	
	10/03/19	1712	pay app #3	-134,412.21	Excel Const	
	10/03/19	1713	208493	-16.25	RBAP	
	11/14/19	1726	22595	-2,080.01	LANGFORD ENG	
	11/14/19	1726	22593	-5,481.91	LANGFORD ENG	
	11/14/19	1726	22593	-4,996.18	LANGFORD ENG	
	11/14/19	1726	22671	-5,355.36	LANGFORD ENG	
	11/14/19	1726	22673	-5,404.73	LANGFORD ENG	
	11/14/19	1726	22594	-1,760.00	LANGFORD ENG	-1,760.00
	11/14/19	1726	22672	-2,810.29	LANGFORD ENG	
	11/14/19	1725	208672	-3,417.20	RBAP	
	11/14/19	1741	pay app#1	-11,844.00	B-5 Construction	
	11/14/19	1742	4062	-2,545.75	HTS,INC.	
	11/14/19	1743	pay app#4	-44,886.84	Excell Construction	
	12/12/19	1761	22767	-1,679.55	LANGFORD ENG	
	12/12/19	1761	22770	-735.99	LANGFORD ENG	
	12/12/19	1761	22768	-911.25	LANGFORD ENG	-911.25
	12/12/19	1760	208866	-675.60	RBAP	
	12/12/19	1774	40587	-896.50	HTS,INC.	
	01/09/20	1789	209037	-190.00	RBAP	
	01/09/20	1790	22860	-1,645.92	LANGFORD ENG	
	01/09/20	1790	22863	-175.96	LANGFORD ENG	
	01/09/20	1790	22861	-1,350.00	LANGFORD ENG	-1,350.00
	02/13/20	1813	22937	-4,502.50	LANGFORD ENG	-4,502.50
	02/13/20	1813	22936	-3,985.48	LANGFORD ENG	
	03/12/20	1841	23031	-1,828.25	LANGFORD ENG	
	03/12/20	1841	23032	-1,067.50	LANGFORD ENG	-1,067.50
	03/12/20	1841	22937	-195.00	LANGFORD ENG	-195.00
	04/09/20	1870	209559	-52.50	RBAP	
	04/09/20	1871	23130	-11,273.16	LANGFORD ENG	
	04/09/20	1871	23128	-1,919.38	LANGFORD ENG	
	04/09/20	1871	23129	-4,200.00	LANGFORD ENG	-4,200.00
	04/09/20	1873	pay app#2	-6,217.20	B-5 Construction	
	05/14/20	1900	209756	-228.75	RBAP	
	05/14/20	1902	23193	-1,457.13	LANGFORD ENG	
	05/14/20	1902	23194	-5,657.95	LANGFORD ENG	-5,657.95
	05/14/20	1910	41142	-1,848.00	HTS,INC.	
	05/14/20	1910	41107	-730.50	HTS,INC.	
	05/14/20	1923	pay app#3	-192,467.49	B-5 Construction	
	06/11/20	1929	209930	-16.25	RBAP	
	06/11/20	1940	pay app#4	-80,615.84	B-5 Construction	
	06/11/20	1941	14396	-1,530.00	Preventive Services	
	06/11/20	1942	23293	-420.00	LANGFORD ENG	
	06/11/20	1942	23294	-4,528.75	LANGFORD ENG	-4,528.75
	07/09/20	1977	pay app#5	-15,590.07	B-5 Construction	
	07/09/20	1978	14474	-2,995.00	Preventive Services	
	07/09/20	1929	210146	-373.00	RBAP	
	08/13/20	1995	23351	-2,680.80	LANGFORD ENG	
	08/13/20	1995	23353	-3,343.75	LANGFORD ENG	
	08/13/20	1995	23352	-8,094.15	LANGFORD ENG	
	08/13/20	1994	210357	-377.50	RBAP	
	08/19/20	DEPOSIT		150.00	DEPOSIT	
	08/26/20	DEPOSIT		149,850.00	DEPOSIT	
	09/10/20	2024	210608	-103.25	RBAP	
	09/10/20	2025	23459	-368.99	LANGFORD ENG	
	09/10/20	2025	23353	-100.00	LANGFORD ENG	
	09/10/20	2025	23460	-1,382.57	LANGFORD ENG	
	10/08/20	2049	23541	-243.25	LANGFORD ENG	
	10/08/20	2049	23543	-2,255.73	LANGFORD ENG	
	10/08/20	2049	23543	-4,343.74	LANGFORD ENG	
	10/08/20	2065	pay app#6	-31,859.40	B-5 Construction	
	11/12/20	2079	23628	-1,601.97	LANGFORD ENG	
	02/11/21	2203	23857	-210.00	LANGFORD ENG	
	03/11/21	2230	23942	-460.00	LANGFORD ENG	
	03/25/21	DEPOSIT		150,000.00	DEPOSIT	
	04/08/21	2260	24014	-210.00	LANGFORD ENG	

DEVELOPER DEPOSITS/DISTRICT PAID INVOICES	-160,915.33		-91,365.04
REMOVED-07/09/20	91,365.04		
ADDED 07/09/20	-86,012.00	CONSTRUCTION	65,037.00
TOTAL	-155,562.29	CONTINGENCY	9,756.00
		ENGINEERING	11,219.00
		PER ENGINEER	86,012.00
		Developer ESFC	200.00
		District ESFC	1,084.00
		Percentage	18.45%

**FAR HILLS UD  
Energy Report 2021**

KWH USED												KWH USED	
Date Of Service	December	January	February	March	April	May	June	July	August	September	October	November	YTD TOTAL
Check #	2220	2249											
Date Of Service	12/10-01/13	01/15-02/15											
WTP-135080380	0												0
Office-135009009	1,989	1,714											3,703
F.S. Whse.-134524909	493	479											972
LS #1-135035889	1,896	1,343											3,239
LS #2-135068088	877	650											1,527
LS #3-135059624	27	16											43
LS #4-135237659	151	98											249
LS #5-135155554	254	190											444
LS #6-135152387	285	205											490
LS #7-135171544	34	120											154
LS #8-135442093	202	110											312
LS #9-137038659	324	240											564
LS #10-137039160	81	55											136
LS #11-140201427	82	52											134
LS #12-140342643	156	144											300
LS #13-													0
LS #14-169814118	929	759											1,688
WWTP-136076775	26,114	23,877											49,991
<b>TOTAL KWH USED</b>	<b>33,894</b>	<b>30,052</b>	<b>0</b>	<b>0</b>	<b>0</b>	<b>0</b>	<b>0</b>	<b>0</b>	<b>0</b>	<b>0</b>	<b>0</b>	<b>0</b>	<b>63,946</b>

Off/Whse	4,675
WP	0
L/S	9,280
WTP	49,991
	<b>63,946</b>

AMOUNT PAID												AMOUNT PAID	
Date Of Service	December	January	February	March	April	May	June	July	August	September	October	November	YTD TOTAL
Check #	2220	2249	0	0	0	0	0	0	0	0	0	0	
Date Of Service	12/10-01/13	01/15-02/15	0	0	0	0	0	0	0	0	0	0	
WTP-135080380	0.00	0.00											0.00
Office-135009009	270.45	251.51											521.96
F.S. Whse.-134524909	132.89	120.82											253.71
LS #1-135035889	280.96	267.21											548.17
LS #2-135068088	106.50	86.58											193.08
LS #3-135059624	20.17	19.13											39.30
LS #4-135237659	32.77	27.90											60.67
LS #5-135155554	43.23	37.66											80.89
LS #6-135152387	46.38	39.29											85.67
LS #7-135171544	33.77	30.21											63.98
LS #8-135442093	37.95	29.14											67.09
LS #9-137038659	50.33	43.06											93.39
LS #10-137039160	25.65	23.29											48.94
LS #11-140201427	25.76	22.99											48.75
LS #12-140342643	33.27	32.81											66.08
LS #13-													0.00
LS #14-4118	111.77	98.13											209.90
WWTP-136076775	1,915.76	1,837.06											3,752.82
<b>TOTAL PAID</b>	<b>3,167.61</b>	<b>2,966.79</b>	<b>0.00</b>	<b>0.00</b>	<b>0.00</b>	<b>0.00</b>	<b>0.00</b>	<b>0.00</b>	<b>0.00</b>	<b>0.00</b>	<b>0.00</b>	<b>0.00</b>	<b>6,134.40</b>

Off/Whse	\$775.67	12.6%
WP	\$0.00	0.0%
L/S	\$1,605.91	26.2%
WTP	\$3,752.82	61.2%
	<b>\$6,134.40</b>	<b>100.00%</b>

Far Hills Utility District  
Budget for Fiscal Year Ending December 31, 2021  
April 8, 2021

Revenue :	3 months					v variance	Prior Mo. Actual YTD
	Actual MTD	Budget MTD	Actual YTD	Budget YTD	Annual \$		
Water Revenue	21,270.34	19,166.67	47,332.03	57,500.00	230,000.00	(10,167.97)	26061.69
Sewer Revenue	19,788.14	17,500.00	56,628.79	52,500.00	210,000.00	0.00	36840.65
New connect/Reconnect Fee	720.00	666.67	2,580.00	2,000.00	8,000.00	580.00	1860.00
Penalty & Interest	420.15	250.00	685.72	750.00	3,000.00	(64.28)	265.57
SJRA Fee Revenue	396.05	458.33	1,046.59	1,375.00	5,500.00	(328.41)	650.54
Interest Earned	67.34	250.00	323.04	750.00	3,000.00	(426.96)	255.70
Miscellaneous	0.00	0.00	0.00	0.00	0.00	0.00	0.00
Water/Sewer Revenue-WGB RV	2,500.00	2,500.00	7,500.00	7,500.00	30,000.00	0.00	5000.00
Quarterly Billing WGB RV	1,490.59	416.67	2,844.43	1,250.00	5,000.00	0.00	1353.84
Trans from CA-WWTP Lease	0.00	0.00	0.00	0.00	0.00	0.00	0.00
Maintenance Tax	37,667.17	53,083.33	469,583.96	159,250.00	637,000.00	310,333.96	431916.79
Tap Connections/Inspections	11,800.00	5,000.00	56,265.00	15,000.00	60,000.00	41,265.00	44465.00
	96,119.78	99,291.67	644,789.56	297,875.00	1,191,500.00	346,914.56	548669.78

Expenses :	3 months					v variance	Actual YTD
	Actual MTD	Budget MTD	Actual YTD	Budget YTD	Annual \$		
Computer Software	0.00	0.00	0.00	0.00	0.00	0.00	0.00
Director Fees	1,000.00	1,250.00	3,600.00	3,750.00	15,000.00	150.00	2600.00
Sec/Monthly Minutes	0.00	0.00	0.00	0.00	0.00	0.00	0.00
Payroll Tax	497.25	100.00	298.27	300.00	1,200.00	1.73	-198.98
Legal Fees	0.00	4,583.33	10,431.52	13,750.00	55,000.00	3,318.48	10431.52
Legal Fees-Special	0.00	416.67	328.75	1,250.00	5,000.00	921.25	328.75
Legal -Election	0.00	83.33	1,727.20	250.00	1,000.00	(1,477.20)	1727.20
Election Expense	0.00	0.00	0.00	0.00	0.00	0.00	0.00
Publication Legal Notices	0.00	416.67	0.00	1,250.00	5,000.00	1,250.00	0.00
Audit	15,000.00	1,916.67	15,000.00	5,750.00	23,000.00	(9,250.00)	0.00
Audit-Special	0.00	0.00	0.00	0.00	0.00	0.00	0.00
Engineering	3,562.57	4,166.67	16,243.98	12,500.00	50,000.00	(3,743.98)	12681.41
Lab Expenses-WTR	1,340.00	250.00	1,470.00	750.00	3,000.00	(720.00)	130.00
Lab Expenses-SWR	738.00	1,000.00	1,526.00	3,000.00	12,000.00	1,474.00	788.00
Permit Fees	2,065.44	516.67	2,065.44	1,550.00	6,200.00	(515.44)	0.00
Operator Fees	4,296.90	3,333.33	9,296.90	10,000.00	40,000.00	703.10	5000.00
Operator-Billing Fees	0.00	1,833.33	2,604.00	5,500.00	22,000.00	2,896.00	2604.00
Operator Admin Fees	0.00	916.67	1,120.00	2,750.00	11,000.00	1,630.00	1120.00
Operator Fees-WWTP	2,225.00	2,225.00	6,675.00	6,675.00	26,700.00	0.00	4450.00
Bookkeeping & WWTP qtr billing fee	2,100.00	2,250.00	6,300.00	6,750.00	27,000.00	450.00	4200.00
Office Exp/Bank Chgs.	1,177.81	1,083.33	3,841.95	3,250.00	13,000.00	(591.95)	2664.14
R & M-WWTP & Dumpster	4,029.14	8,333.33	14,524.55	25,000.00	100,000.00	10,475.45	10495.41
Repair & Maint.-L/S & Sewer	5,019.25	5,000.00	16,633.10	15,000.00	60,000.00	(1,633.10)	11613.85
Rep./Maint WTR/General/Blidr Dmgs	13,946.78	9,166.67	30,471.45	27,500.00	110,000.00	(2,971.45)	16524.67
R & M-Admin Bldg	1,523.45	416.67	1,523.45	1,250.00	5,000.00	(276.55)	0.00
R & M-Special-L/S Improvement	0.00	32,500.00	104,858.16	97,500.00	390,000.00	(7,358.16)	104858.16
R & M-SS/Smoke test	0.00	2,083.33	0.00	6,250.00	25,000.00	6,250.00	0.00
R & M - Flushing.	0.00	250.00	0.00	750.00	3,000.00	750.00	0.00
R & M - Landscaping/mowing	0.00	1,666.67	0.00	5,000.00	20,000.00	5,000.00	0.00
R & M - Office Bldg cleaning	0.00	266.67	180.00	800.00	3,200.00	620.00	180.00
Sludge Removal	0.00	1,000.00	4,235.00	3,000.00	12,000.00	(1,235.00)	4235.00
Inspection Fees	0.00	166.67	0.00	500.00	2,000.00	500.00	0.00
Water Tap Expense	1,750.00	2,500.00	13,240.00	7,500.00	30,000.00	(5,740.00)	11490.00
Sewer Tap Expense	1,750.00	1,250.00	4,760.00	3,750.00	15,000.00	(1,010.00)	3010.00
Sewer Expense-Inspects	0.00	83.33	0.00	250.00	1,000.00	250.00	0.00
Water Meter/ Replacements	0.00	500.00	0.00	1,500.00	6,000.00	1,500.00	0.00
Chemicals-Water	257.87	1,666.67	2,163.54	5,000.00	20,000.00	2,836.46	1905.67
Chemicals-WWTP	117.67	416.67	706.00	1,250.00	5,000.00	544.00	588.33
Utilities	329.85	0.00	329.85	0.00	0.00	0.00	0.00
Utilities-Off/Whse	372.33	333.33	1,111.26	1,000.00	4,000.00	(111.26)	738.93
Utilities-WP	0.00	2,083.33	1,708.76	6,250.00	25,000.00	4,541.24	1708.76
Utilities-L/S	757.40	833.33	2,350.01	2,500.00	10,000.00	149.99	1592.61
Utilities-WTTP	1,837.06	1,750.00	5,562.84	5,250.00	21,000.00	(312.84)	3725.78
Telephone	0.00	500.00	659.70	1,500.00	6,000.00	840.30	659.70
Insurance & Bonds	0.00	1,250.00	22,374.00	3,750.00	15,000.00	(18,624.00)	22374.00
Travel Expense/registration	1,550.00	750.00	1,550.00	2,250.00	9,000.00	700.00	0.00
San Jacinto Cr-wtr fees-qtr	0.00	0.00	0.00	0.00	0.00	0.00	0.00
SJRA Fees	477.75	833.33	3,098.55	2,500.00	10,000.00	(598.55)	2620.80
TCEQ Fees	0.00	291.67	0.00	875.00	3,500.00	875.00	0.00
Security Monitoring	0.00	266.67	0.00	800.00	3,200.00	800.00	0.00
Financial Advisor	0.00	0.00	0.00	0.00	0.00	0.00	0.00
Meter Program Lease	0.00	1,219.17	14,630.60	3,657.50	14,630.00	(10,973.10)	14630.60
Contingency	0.00	416.67	0.00	1,250.00	5,000.00	1,250.00	0.00
Computer/Internet expense/website	-108.58	625.00	1,652.04	1,875.00	7,500.00	222.96	1760.62
Misc./Org Dues/IRS Notif/meter hosting	0.00	458.33	0.00	1,375.00	5,500.00	1,375.00	0.00
	67,612.94	105,219.17	330,851.87	315,657.50	1,262,630.00	(15,194.37)	263238.93

Begin Report Balance	2,594,791.63		2,301,215.74				2301215.74
Net Surplus or (Deficit)	28,506.84		313,937.69		(71,130.00)		285430.852
Deposits-Net	625.00		5,625.00				5000
D/S Arbitrage	0.00		0.00				0
Audit Transfer-Construction	0.00		0.00				0
Lost checks void & reissue	0.00		0.00				-3911E-11
2018 Bond tax certificate	0.00		0.00				0
2020 Refunding Bond	0.00		0.00				0
Engineering-Developer Bond	0.00		0.00				0
ClearLake Asset Mgmt-Kahlenburg	149,790.00		149,120.00				-670
Anchor Boat Lodge-Clements	0.00		0.00				0
Trans from-CA for Eng-WW#5	0.00		0.00				0
Trans from-CA-surplus	0.00		0.00				0
Transfers-CA	0.00		0.00				0
Escheatment	0.00		1,315.04				1315.04
Generator	0.00		0.00				0
Out of Distric service	0.00		2,500.00				2500
WGB RV Park-purchased capacity	0.00		0.00				0
WGB RV PARK Study 2016/2019	0.00		0.00				0
Ending Report Balance	2,773,713.47		2,773,713.47				2594791.63

Myrtle Cruz, Inc. 3401 Louisiana STE 400 Houston, TX 77002 (713) 759-1368

Operating-OP 2,690,740.28  
Collections-OQ 2,955.85  
Operating-OS 77,696.10  
Dep Refunds-OT 2,321.24  
2,773,713.47

0.00





**INVESTMENT REPORT, AUTHORIZATION AND REVIEW**

Report for  
Far Hills Utility District

Prepared for the reporting period ("Period") from

3/12/2021

to

4/9/2021

Demand Deposit Accounts		Rate		Begin Value	Interest earned	Deposits or	Ending Value		
fund	Money Market Savings			for Period	this period	(Withdrawals)	for Period		
DS	BBVA Bank 9883	0.0200%	MMS	639,662.79	7.75	(440,623.42)	199,047.12		
CA	BBVA Bank 7908	0.0200%	MMS	3,481.16	(0.29)	0.00	3,480.87		
OP	BBVA Bank 9891	0.0200%	MMS	400,163.73	19.56	37,649.17	437,832.46		
OP	BBVA Bank 4795	0.0200%	MMS	0.00	0.00	0.00	0.00		
<b>FDIC Insured to 250K</b>		0.0200%		1,043,307.68	27.02	(402,974.25)	640,360.45		

Investment Pools		Rate	Beginning Value for Period			Interest earned	Deposits or	Ending Value for Period		
fund			Book	N.A.V.	Market	this period	(Withdrawals)	Book	N.A.V.	Market
BF	Texpool 00001	0.0200%	444,411.61	1.000180	444,491.60	7.04	0.00	444,418.65	1.000160	444,489.76
CA	Texpool 00003	0.0200%	101,032.00	1.000180	101,050.18	1.59	0.00	101,033.59	1.000160	101,049.75
OP	Texpool 00002	0.0200%	2,102,874.38	1.000180	2,103,252.90	33.44	150,000.00	2,252,907.82	1.000160	2,253,268.29
<b>Rated AAAM</b>		0.0200%	2,648,317.99		2,648,794.69	42.07	150,000.00	2,798,360.06		2,798,807.80

Certificates of Deposits		Rate	Purchase Value	Term in Days	Begin Value	Interest accrued	Deposits or	Ending Value	Date of Purchase	Date of Maturity
Fund					for Period	this period	(Withdrawals)	for Period		
CA	CD	0.00%	0.00	0.00	0.00	0.00	0.00	0.00	4/10/2017	4/10/2017
CA	CD	0.00%	0.00	0.00	0.00	0.00	0.00	0.00	4/17/2017	4/17/2017
<b>FDIC Insured to 250K</b>			0.00	0.00	0.00	0.00	0.00	0.00		

Federal Obligations		Simple APR	Purchase Value	Term in Days	Begin Period Market Value	Gain (Loss) to Market Value	Deposits or (Withdrawals)	Ending Period Market Value	Date of Purchase	Date of Maturity
		0.0000%	0.00	0	0.00	0.00	0.00	0.00		
			0.00	0	0.00	0.00	0.00	0.00		

total investments      0.0200%      2,648,317.99      0      3,692,102.37      69.09      (252,974.25)      3,438,720.51      wam:      1

**Compliance Statement.**

The investments (reported on above) for the Period are in compliance with the investment strategy expressed in the District's Investment Policy and the Public Funds Investment Act.

**Review.**

This report and the District's Investment Policy are submitted to the Board for its review and to make any changes thereto as determined by the Board to be necessary and prudent for the management of District funds.

**Signatures.**

Myrtle Cruz, Inc. Invest.xls version 2.4a

04/09/21  
\_\_\_\_\_  
Inv. Officer      Terry Holland      (please sign & date)

  
\_\_\_\_\_  
Bookkeeper (Myrtle Cruz, Inc.)

Mary Jarmon Investment Training 10/26/19-21  
Terry Holland Investment Training 10/23/20-22

\_\_\_\_\_  
James Haymon-President

# Deposit / Collateral Report by District

# PLEDGE

## FAR HILLS UTILITY DISTRICT

BBVA

Tax ID - Pledge: 746178653-20135

Pledge Date: 03/01/2021

1st. Consultant: MCI-MYRTLE CRUZ, INC.

Accounts Through: 2/26/2021 10:00 PM

2nd. Consultant:

Memo Posts Through: NO MEMO POSTS

## Deposits

### Interest Account

<u>Acct No</u>	<u>Funds Type</u>	<u>Class</u>	<u>Balance</u>	<u>Interest</u>	<u>Total</u>
2530957090	Interest Account		\$65,998.14	\$0.00	\$65,998.14
2530959875	Interest Account		\$141,584.52	\$0.00	\$141,584.52
2530959891	Interest Account		\$400,695.67	\$0.00	\$400,695.67
6732229130	Interest Account		\$230,618.70	\$0.00	\$230,618.70
6733397908	Interest Account		\$3,480.87	\$0.00	\$3,480.87
6749681185	Interest Account		\$6,731.81	\$0.00	\$6,731.81
6749681770	Interest Account		\$89,703.72	\$0.00	\$89,703.72
6749884795	Interest Account		\$0.00	\$0.00	\$0.00
<b>Subtotal Interest Account</b>			<b>\$938,813.43</b>	<b>\$0.00</b>	<b>\$938,813.43</b>

### Bond Fund

<u>Acct No</u>	<u>Funds Type</u>	<u>Class</u>	<u>Balance</u>	<u>Interest</u>	<u>Total</u>
2530959883	Bond Fund		\$535,130.85	\$0.00	\$535,130.85
<b>Subtotal Bond Fund</b>			<b>\$535,130.85</b>	<b>\$0.00</b>	<b>\$535,130.85</b>

<b>Total Deposits</b>			<b>\$1,473,944.28</b>	<b>\$0.00</b>	<b>\$1,473,944.28</b>
-----------------------	--	--	-----------------------	---------------	-----------------------

## Securities

<u>Agency</u>	<u>Custodian</u>	<u>CUSIP</u>	<u>Maturity Date</u>	<u>Date Pledged</u>	<u>Units Pledged</u>	<u>Market Value</u>
FHLB-A-LO	CH	157912	11/02/2021	11/02/2020 12:02 PM	1,100,000	\$1,100,000.00
FHLB-A-LO	CH	157912	11/02/2021	02/05/2021 10:13 AM	1,600,000	\$1,600,000.00
<b>Total Securities Pledged</b>					<b>2,700,000</b>	<b>\$2,700,000.00</b>


## Deposit / Collateral Report by District

### DEPOSIT / COLLATERAL POSITION CALCULATION

Subtotal Interest Deposits	\$938,813.43
Subtotal Non-Interest Deposits	\$0.00
Subtotal Bond Fund Deposits	\$535,130.85
<b>TOTAL DEPOSITS</b>	<b>\$1,473,944.28</b>
LESS APPLICABLE FDIC	
Subtotal Interest Deposits	\$250,000.00
Subtotal Non-Interest Deposits	\$0.00
Subtotal Bond Fund Deposits	\$250,000.00
Deposits Requiring Collateral	\$973,944.28
<b>TOTAL SECURITIES PLEDGED</b>	<b>\$2,700,000.00</b>
DEPOSIT COLLATERAL POSITION - 100%	\$1,726,055.72
DEPOSIT COLLATERAL POSITION - 105%	\$1,677,358.51
	<b>277%</b>



# Quarterly Update TexPool and TexPool Prime



## Investor Goal

The investor goal for both TexPool and TexPool Prime is preservation and safety of principal, liquidity and yield.

## Pool Features


- Administered by the Texas Comptroller of Public Accounts.
- Managed and serviced by Federated Hermes.
- Highest possible ratings from Standard & Poor's underscores the portfolios' high credit quality, daily liquidity and relative safety.
- High asset levels give the benefit of economies of scale.

## Portfolio Overviews as of 12/31/20


### TexPool

Pool Assets \$25.4 billion

#### Portfolio Composition (%)



#### Effective Maturity Schedule (%)



#### Weighted Average Maturity

37 Days

#### Credit Rating

AAAm Standard & Poor's

#### Portfolio Managers


Susan Hill

Deborah Cunningham

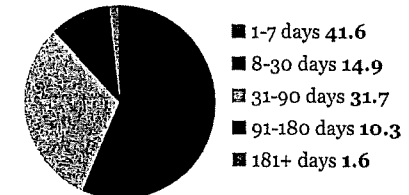
### TexPool Prime

Pool Assets \$8.6 billion

#### Portfolio Composition (%)



#### Effective Maturity Schedule (%)



#### Weighted Average Maturity

41 Days

#### Credit Rating

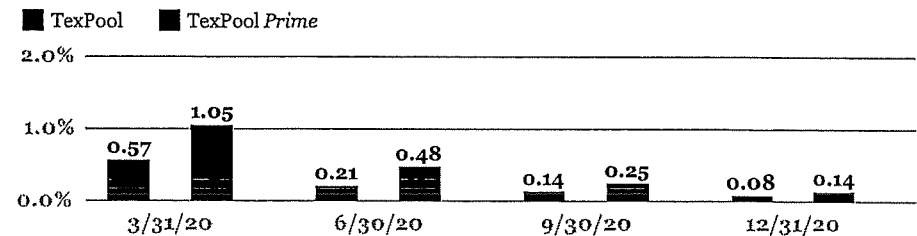
AAAm Standard & Poor's

#### Portfolio Managers

Paige Wilhelm

Deborah Cunningham

## Pool Performance: 7-Day Net Yields (%)



Performance data quoted represents past performance which is no guarantee of future results. Investment return will vary. The value of an investment, when redeemed, may be worth more or less than the original cost. Current performance may be lower or higher than what is stated.