

# BUILDING LAYOUT

32 Single Level  
Maintenance Free  
Residences

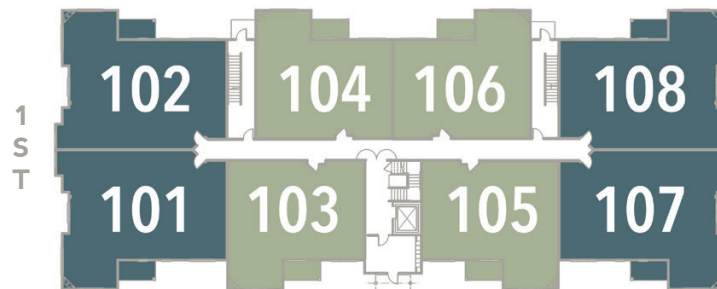
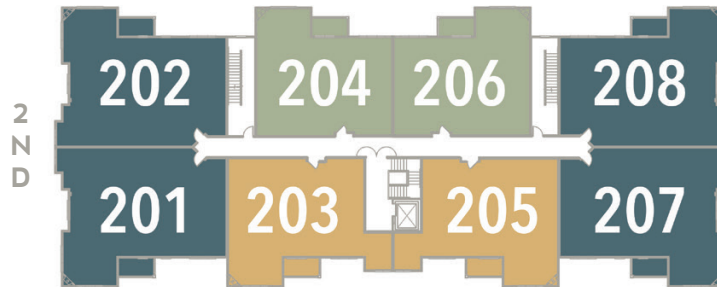
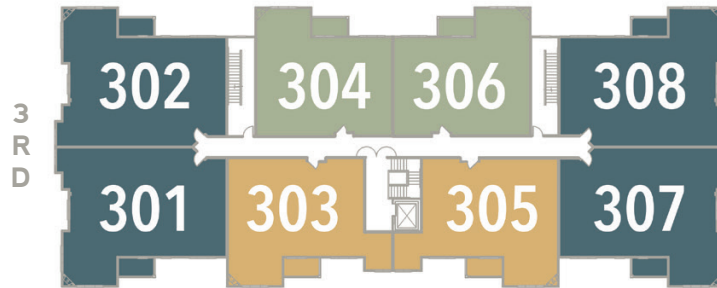
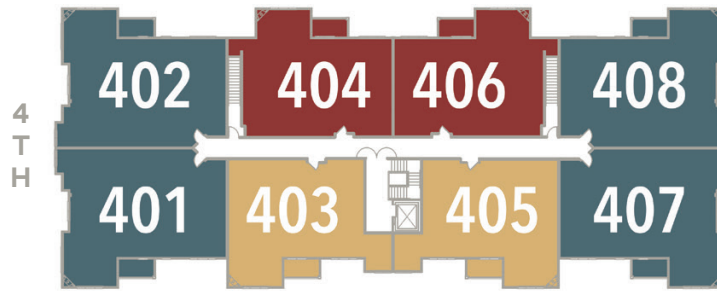


Floorplans, square footage, dimensions, specifications, materials, etc. are estimates only; actual construction may vary according to elevation, construction variance and/or mechanical or structural requirements; and do not take into account finishes and options selected.

Floorplans, square footage, dimensions, specifications, materials, and availability of homes are subject to change at any time without further notice or obligation.

Sidebar images of previously built homes. Similar to be built. Some options shown.

MARKETED BY STREAMLINE COMMUNITIES



ENTRANCE



## GRIST MILL

CHELMSFORD CENTER

FLOORPLAN	SF
THE ADAMS	1,410
THE CUSHING	1,512
THE FREEMAN	1,544
THE RUSSELL	1,790

GristMillChelmsford.com

978-289-9590  