



NJ Work Environment Council Webinar:

Introduction to OSHA's Hazard Communication Standard

This material was produced under grant SH-31183-SH7 from the Occupational Safety and Health Administration, U.S. Department of Labor. It does not necessarily reflect the views or policies of the U.S. Department of Labor, nor does mention of trade names, commercial products, or organizations imply endorsement by the U.S. Government.



NJ Work Environment Council (WEC)

WEC is the State affiliate for the National Council for Occupational Safety and Health.

WEC has provided health & safety training to approximately 23,000 workers and managers in various industries since our founding in 1986.



Introduction to OSHA's Hazard Communication Standard

Learning Objective:

Introduce participants to OSHA's Hazard
Communication Standard

Hazard Communication Standard

Second Most Cited OSHA Violation FY17

Top 10 OSHA Violations Announced at National Safety Congress

On Sept. 26, at the National Safety Council's annual Congress & Expo, OSHA Deputy Director of Enforcement Programs Patrick Kapust announced the preliminary list of 10 standards most frequently cited by the agency's inspectors during Fiscal Year 2017. [Fall protection](#) was the most-cited standard for the seventh year in a row, followed by [Hazard Communication](#), and [Scaffolding](#). The only new addition to last year's list was [Fall Protection - Training Requirements](#), which came in at ninth place. OSHA publicizes the [Top 10 list](#) to increase awareness of these standards so employers can take steps to find and fix the hazards to prevent injury or illness.



Top from left: Fall Protection, Hazard Communication, Scaffolding, Respiratory Protection, Lockout/Tagout
Bottom from left: Ladders, Powered Industrial Trucks, Machine Guarding, Fall Protection - Training Requirements, Electrical - Wiring Methods



Chemicals in the Workplace

American workers use tens of thousands of chemicals every day. While many of these chemicals are suspected of being harmful, only a small number are regulated in the workplace.

As a result, workers suffer more than 190,000 illnesses and 50,000 deaths annually related to chemical exposures.^{[1](#)}

Source: [OSHA's webpage for safer chemicals](#).; ¹ This number is derived using the methodology from "Green Chemistry in California: A Framework for Leadership in Chemicals Policy and Innovation," (http://coeh.berkeley.edu/docs/news/06_wilson_policy.pdf [PDF*]) to estimate illness and deaths attributable to workplace chemical exposures.



OSHA's Hazard Communication Standard

OSHA's Hazard Communication Standard 1910.1200 is designed to ensure that information about **chemical and toxic substance hazards in the workplace and associated protective measures is disseminated to workers.**

The Hazard Communication Standard was revised to align with the United Nations' Globally Harmonized System of Classification and Labeling of Chemicals (GHS) in 2012.

Source: [OSHA's webpage on hazardous and toxic substances.](#)



Major Changes to the Standard

Hazard Classification – health & physical hazards

Labels – harmonized signal word, pictograms & hazard statements

Safety Data Sheets – specified 16-section format

Information and Training on the new label elements and safety data sheets

More information on the major changes to the standard can be found at: [this link to OSHA's webpage](#)



Basic HAZCOM Program

A basic HAZCOM program must include the following:

- A list of the hazardous chemicals used at the workplace
- Chemical labeling procedures
- Safety Data Sheets
- Employee training
- A written plan

A source for more information is *A Guide to The Globally Harmonized System of Classification and Labeling of Chemicals (GHS)* that can be found at:
<https://www.osha.gov/dsg/hazcom/ghsguideoct05.pdf>



Information on the Hazard

In order to ensure chemical safety in the workplace, information about the identities and hazards of the chemicals must be available and understandable to workers.

HAZCOM requires the development and dissemination of such information.



Safety Data Sheets

The Hazard Communication Standard (HAZCOM) requires chemical manufacturers and importers to:

- evaluate the hazards of the chemicals they produce or import, and
- prepare labels and safety data sheets to convey the hazard information to their downstream customers












Employer Responsibilities with Safety Data sheets

Employers must ensure that the SDSs are readily accessible to employees for all hazardous chemicals in their workplace.

If the employer does not have an SDS, the employer or designated person(s) should contact the manufacturer to obtain one.



Hazard Communications Standard Pictograms

<p>Health Hazard</p>  <ul style="list-style-type: none">• Carcinogen• Mutagenicity• Reproductive Toxicity• Respiratory Sensitizer• Target Organ Toxicity• Aspiration Toxicity	<p>Flame</p>  <ul style="list-style-type: none">• Flammables• Pyrophorics• Self-Heating• Emits Flammable Gas• Self-Reactives• Organic Peroxides	<p>Exclamation Mark</p>  <ul style="list-style-type: none">• Irritant (skin and eye)• Skin Sensitizer• Acute Toxicity• Narcotic Effects• Respiratory Tract Irritant• Hazardous to Ozone Layer (Non-Mandatory)
<p>Gas Cylinder</p>  <ul style="list-style-type: none">• Gases Under Pressure	<p>Corrosion</p>  <ul style="list-style-type: none">• Skin Corrosion/Burns• Eye Damage• Corrosive to Metals	<p>Exploding Bomb</p>  <ul style="list-style-type: none">• Explosives• Self-Reactives• Organic Peroxides
<p>Flame Over Circle</p>  <ul style="list-style-type: none">• Oxidizers	<p>Environment (Non-Mandatory)</p>  <ul style="list-style-type: none">• Aquatic Toxicity	<p>Skull and Crossbones</p>  <ul style="list-style-type: none">• Acute Toxicity (fatal or toxic)

For more information about Pictograms go to: [OSHA's webpage, HazCom](#)

Hazard Communication Standard Labeling

SAMPLE LABEL

<p>CODE _____ Product Name _____</p>	}	<p>Product Identifier</p>	
<p>Company Name _____ Street Address _____ City _____ State _____ Postal Code _____ Country _____ Emergency Phone Number _____</p>	}	<p>Supplier Identification</p>	
<p>Keep container tightly closed. Store in a cool, well-ventilated place that is locked. Keep away from heat/sparks/open flame. No smoking. Only use non-sparking tools. Use explosion-proof electrical equipment. Take precautionary measures against static discharge. Ground and bond container and receiving equipment. Do not breathe vapors. Wear protective gloves. Do not eat, drink or smoke when using this product. Wash hands thoroughly after handling. Dispose of in accordance with local, regional, national, international regulations as specified.</p> <p>In Case of Fire: use dry chemical (BC) or Carbon Dioxide (CO₂) fire extinguisher to extinguish.</p> <p>First Aid If exposed call Poison Center. If on skin (or hair): Take off immediately any contaminated clothing. Rinse skin with water.</p>			<p>Hazard Pictograms</p> <div style="display: flex; justify-content: space-around;"></div> <p>Signal Word Danger</p>
			<p>Precautionary Statements</p>
			<p>Supplemental Information</p> <p>Directions for Use</p> <p>_____ _____ _____</p> <p>Fill weight: _____ Lot Number: _____ Gross weight: _____ Fill Date: _____ Expiration Date: _____</p>

The picture of a sample label can be found on OSHA's website:: <https://www.osha.gov/dsg/hazcom/index.html> .



Employee Training Required

The training for employees must also include information on the hazards of the chemicals in their work area and the measures to be used to protect themselves.

More Information on the Hazard Communication Standard

Go to WWW.OSHA.GOV



The screenshot shows the top portion of the OSHA website. At the top left is the OSHA logo, followed by the text "UNITED STATES DEPARTMENT OF LABOR". To the right are social media icons for Facebook, Twitter, Instagram, RSS, and Email. Below this is the text "Occupational Safety and Health Administration". A navigation menu contains the following items: "ABOUT OSHA", "WORKERS", "EMPLOYERS", "REGULATIONS", "ENFORCEMENT", "TOPICS", and "NEWS & PUBLIC". Below the menu is the breadcrumb trail "Safety and Health Topics / Chemical Hazards and Toxic Substances". The main heading is "Chemical Hazards and Toxic Substances", followed by a photograph of several beakers containing colored liquids. At the bottom, there is a home icon and the word "Overview" in red.

[The picture and more information can be found on OSHA's website: Chemical Hazard and Toxic Substances.](https://www.osha-slc.gov/chemical-hazards-and-toxic-substances)



Interested in FREE Onsite Training on Preventing Chemical Exposure in the Workplace?

Contact WEC

Phone: (609) 882-6100 ext. 308

Email: info@njwec.org.



Questions?