

Connect2Work with Uber



The Village of Bedford Park and Uber have partnered to provide discounted rides for people who work in Bedford Park.

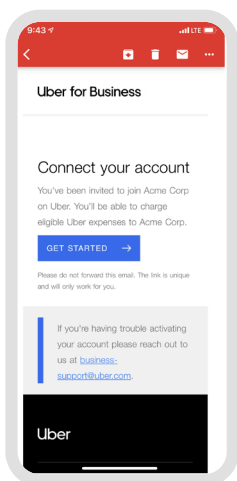
The Connect2Work program will cover 50% (up to \$7) of your rides to and from work. Employees will have access to 2 programs (First/Last Mile and Late Night Rides) and will be eligible for 2 discounted rides per weekday.



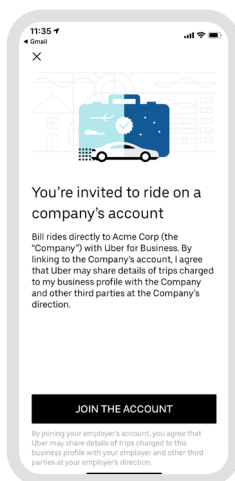
To enroll in the program, go to connect2work.us/sign-up/ and enter your information. Once you're enrolled with Bedford Park, you will receive an email from Uber. Tap the invitation email and follow the steps below to take rides with Bedford Park.

Getting started: Already have a personal Uber account?

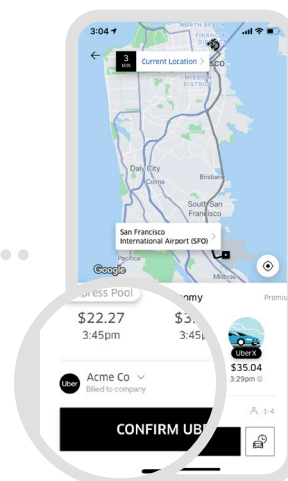
Connect your account: You have been invited to join Connect2Work.



1. Tap **Get started** in your invite email



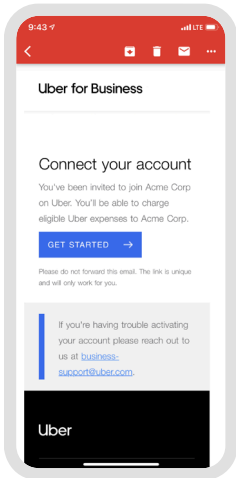
2. In your Uber app, select **Join**



3. Switch to your Connect2Work profile when taking eligible rides

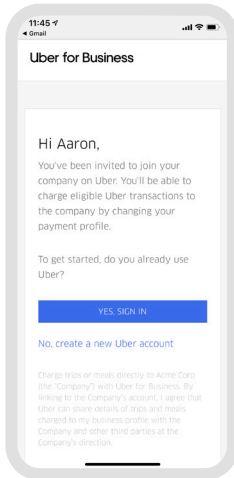
Getting started: New to Uber?

Check your email for an invitation from Uber, and set up a new account.



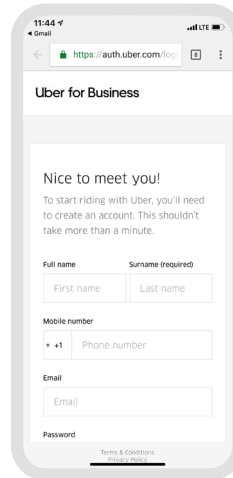
1.

Tap **Get started** in your invite email



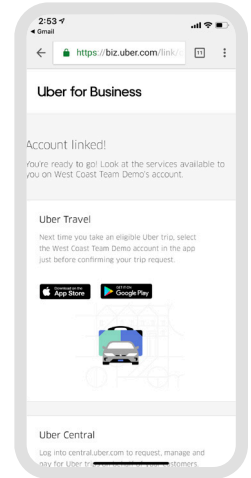
2.

Select **No, create a new Uber account**



3.

Complete the required fields to create a personal Uber account

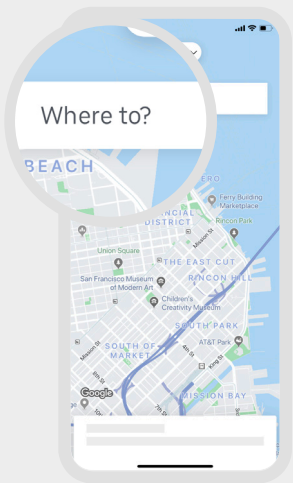


4.

Download the Uber app and log in

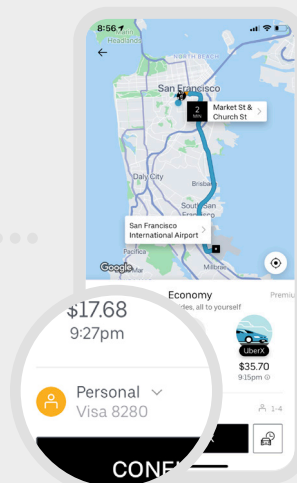
When you're ready to ride

Seamlessly switch between personal and Connect2Work within the Uber app.



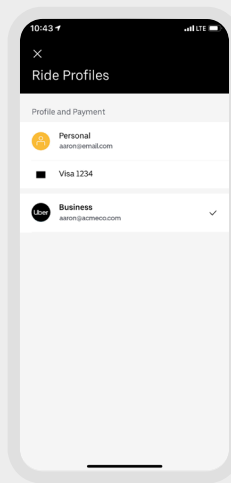
1.

Tap **Where to?** and enter a destination address



2.

Confirm your pickup and destination address, and tap on the profile selector



3.

Switch to your new Connect2Work profile and tap **Confirm** to ride

Screen images are for reference only. Actual screen views may vary in the Uber app.