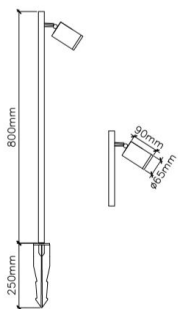




ARGI-PL220487

6W DOUBLE HEAD PATH LIGHT



PRODUCT SPECIFICATIONS

Fixture Material	Die cast Aluminium
Fixture Finish	Powder-coated bronze
Glass	Clear Glass
Optic	High temperature Japanese Acrylic
Binning	3 Step MacAdam
Wiring	1 meter of 2 core 0.75mm ² rubber cable
Life Span	50,000 hours

LED Chip	Nichia
Power Consumption	6W
Input Voltage	12VAC, 50/60 Hz or 12VDC
Operating Temperature	from -20° to 65° C
Color Rendering Index	>85
Warranty	3 years against manufacturing defects
Agency Approval	CE, RoHS, ETL



Power (W)	Available color Temperatures	Luminous Flux			IP Rating	Available Beam Angles
		3000K	4000K	6000K		
6W	2700K 3000K 4000K 6000K	110lm/W	120lm/W	130lm/W	65	120°

Standard option.

Non-standard products may be subject to MOQ. Contact your regional sales representative for more information.



ACCESSORIES

SPIKE



Spike for mounting path light in the soil.
(default mounting accessory supplied with the fixture).

MOUNTING BRACKET



Ground mounting bracket for fixing path light to solid surface (sold separately).

Model # ACCAL09M BBZRN

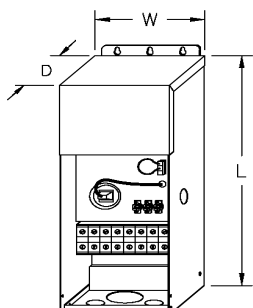
TRANSFORMER DETAILS

PRODUCT FEATURES

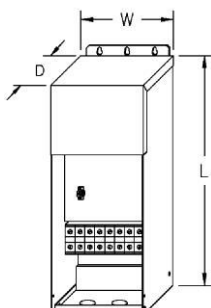
High Regulation	High Efficiency
Epoxy encapsulated transformer resulting in silent operation and eliminating long term corrosion.	In-line secondary magnetic breaker(s) to protect against short circuit in the lighting systems (Multi-tap only)
Auto-resetting in-line primary overload protection	Equipped with pluggable digital timer & photocell (Multi-tap only)
Life Span: 20 Years	Agency Approvals: Complies with UL 1838 for landscape lights

Model No.	Size (mm)	Power (W)	Regulation (%)	Input Voltage	Output Voltage	Output Current	IP Rating	Weight (g)
GL0017ST12-220	Ø67 x H62mm	17W	87%	190-250VAC, 50/60Hz	12VAC	1.41A	IP68	760
GL0050ST12-220	Ø70 x H72mm	50W	90%	190-250VAC, 50/60Hz	12VAC	4.17A	IP68	1270
GL0200MT15-220	L292 x W110 x D122mm	200W	93%	190-250VAC, 50/60Hz	12V, 13V & 15VAC	16.7A (max)	IP65	6240
GL0300MT18-220	L483 x W134 x D144mm	300W	94%	190-250VAC, 50/60Hz	12V - 18VAC	25A (max)	IP65	12220
GL0600MT18-220	L483 x W166 x D153mm	600W	95%	190-250VAC, 50/60Hz	13V - 18VAC	2 x 25A (max)	IP65	14450
GL1200MT18-220	L534 x W229 x D185mm	1200W	96%	190-250VAC, 50/60Hz	12V - 18VAC	4 x 25A (max)	IP65	24850

300W, 600W & 1200W MULTI-TAP TRANSFORMERS



200W MULTI-TAP TRANSFORMER



17W & 50W MAGNETIC TRANSFORMERS

