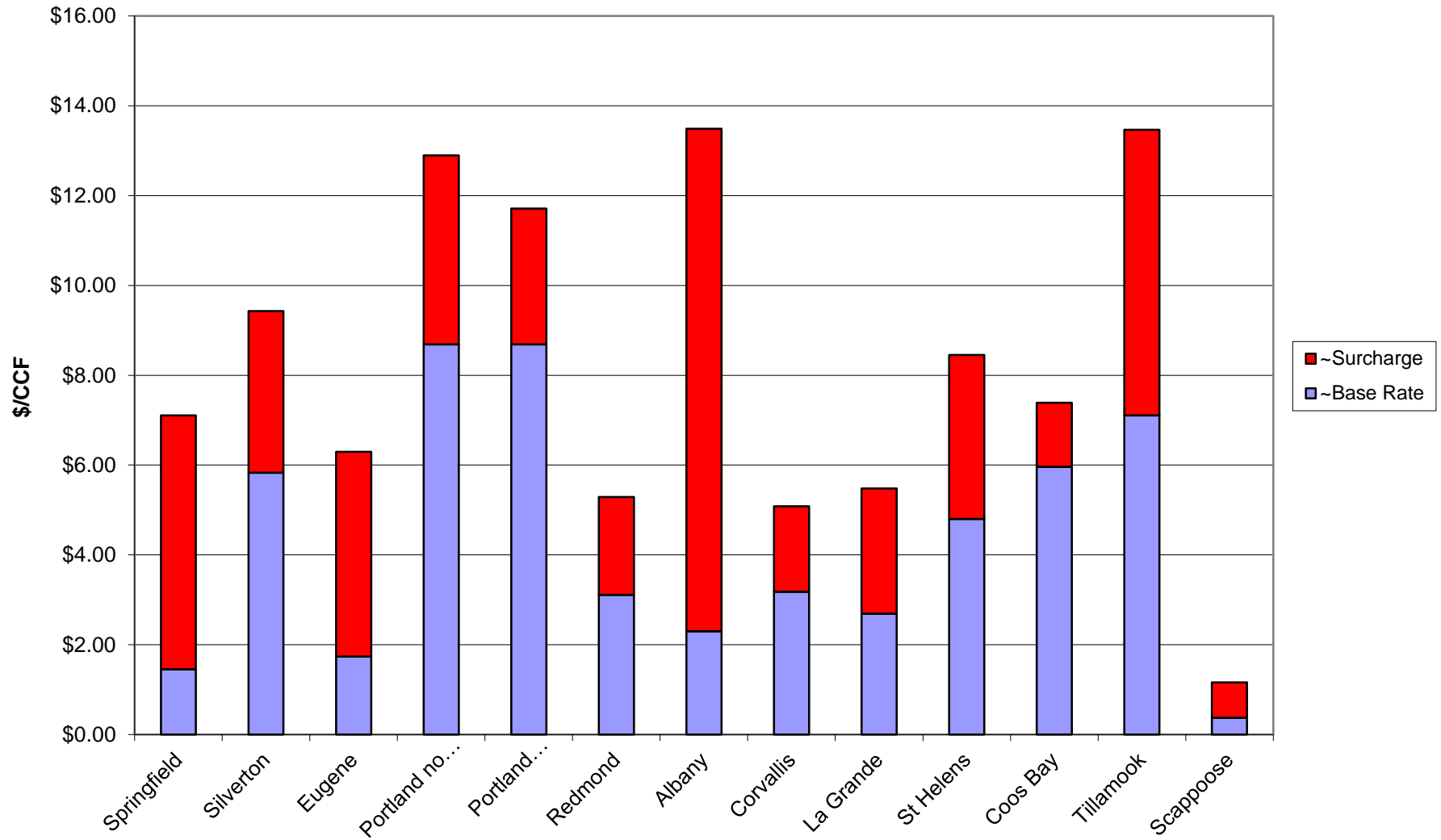
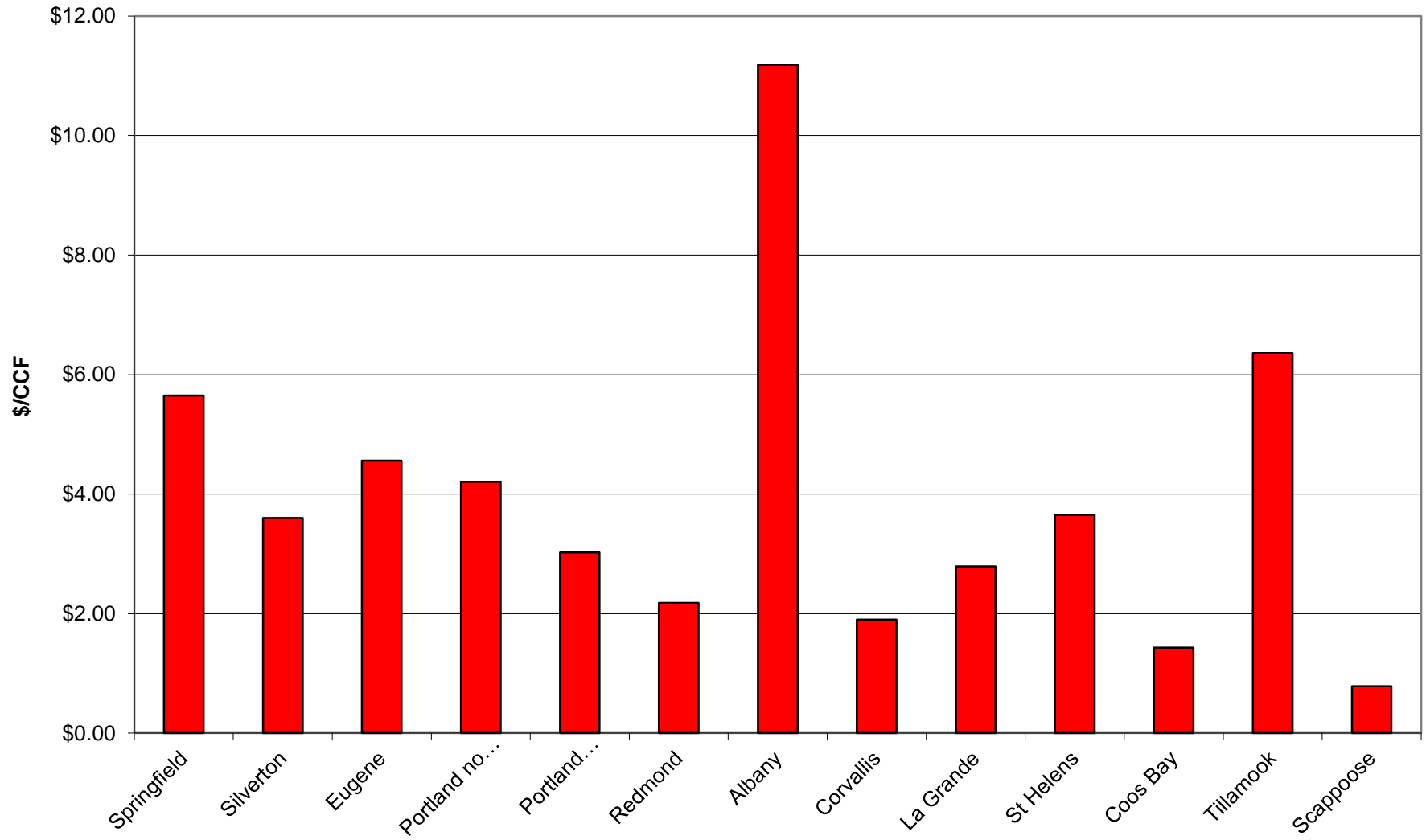


Supermarkets Base + Surcharge Rates



Supermarket Surcharge Rates



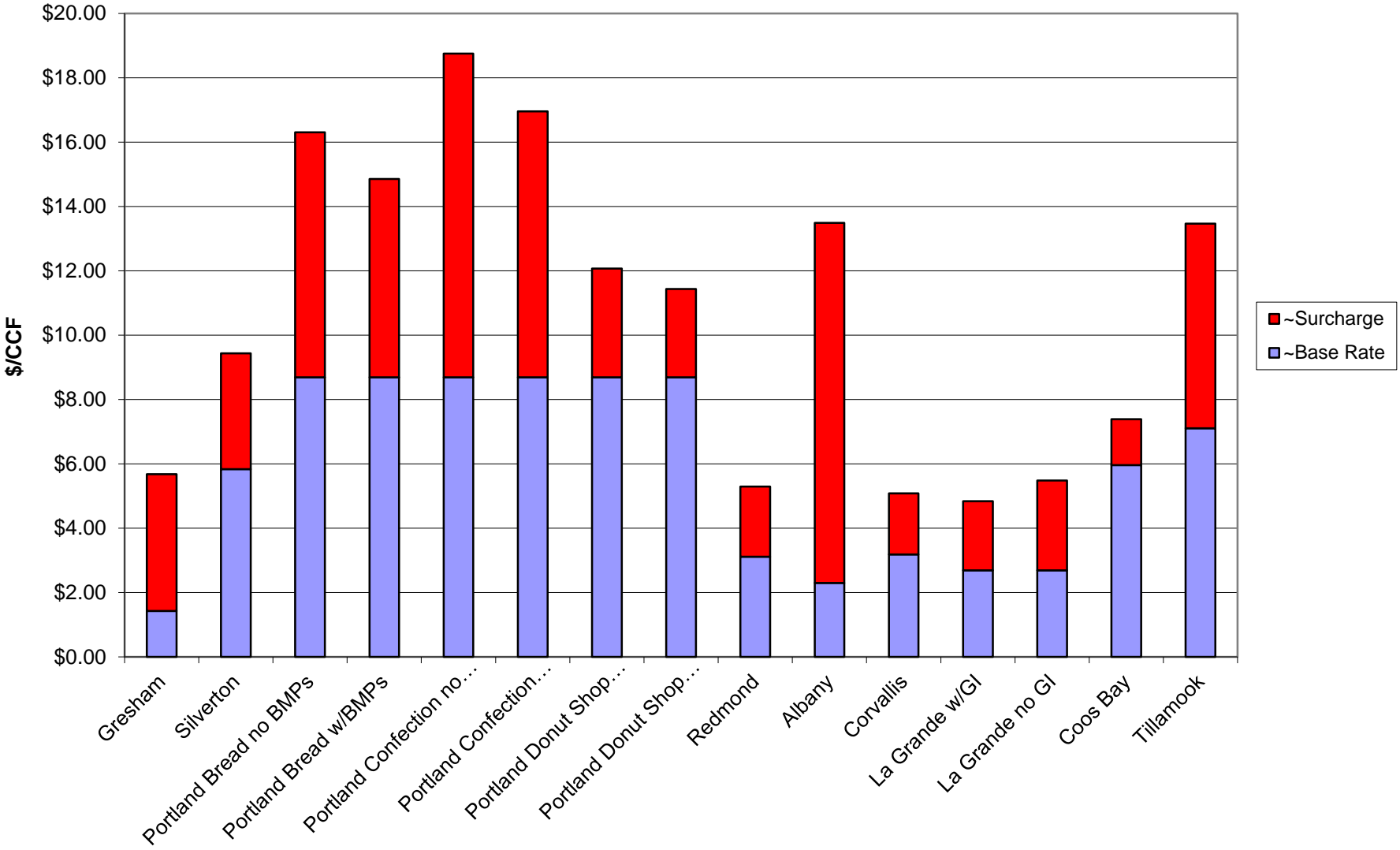
Base + Surcharge

Springfield	800 - 1200	1000			\$7.10
Silverton					\$9.43
Eugene	1200	1200			\$6.30
Portland no BMPs	1700	1700			\$12.90
Portland w/BMPs	1412	1412			\$11.71
Redmond					\$5.29
Albany	>1125	1125			\$13.49
Corvallis	500 - 1000	750			\$5.08
La Grande	951-1200	1200			\$5.48
St Helens	1101-2200	2200	1000		\$8.45
Coos Bay					\$7.39
Tillamook					\$13.46
Scappoose					1.1594

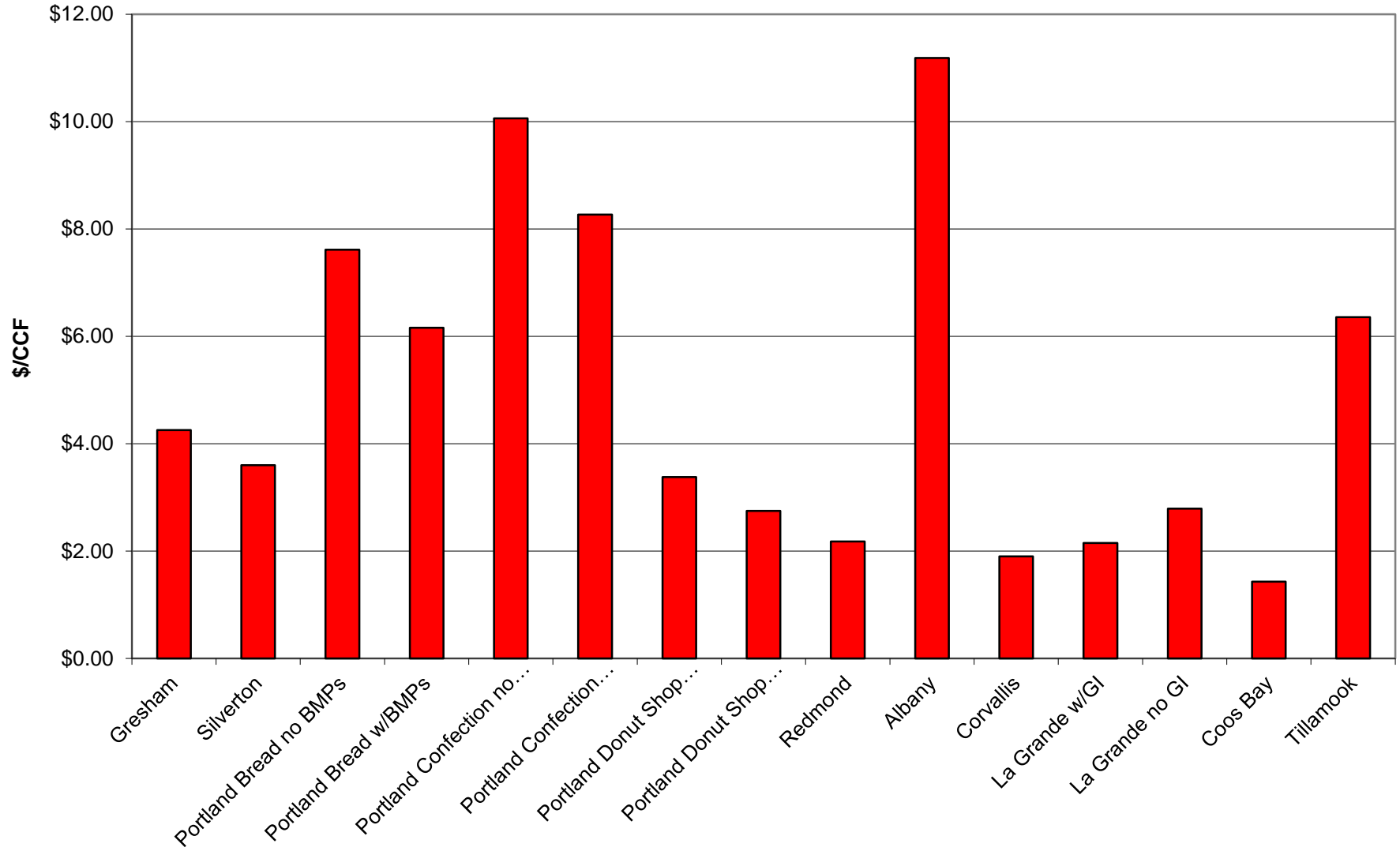
Base Rate Surchage

\$1.46	\$5.65			Supermarket
\$5.83	\$3.60			Bakery, Restaurant(Sit Down, no BMP), Supermarket, Meat Market
\$1.74	\$4.56			Supermarket
\$8.69	\$4.21			
\$8.69	\$3.02			
\$3.11	\$2.18			Bakery, Brewery, Restaurant, Supermarket, Coffee Shop
\$2.30	\$11.19			Brewery, Bakery, Supermarket
\$3.18	\$1.90			Restaurants, Supermarkets, Bakeries
\$2.69	\$2.79			Bakery, Supermarket, Meat, Restaurant (no BMP)
\$4.80	\$3.65			Restaurant, Supermarket
\$5.96	\$1.43			Restaurants, Supermarkets, Bakery
\$7.11	\$6.36			Restaurant, Supermarket
\$0.37	0.7854			Supermarket

Bakeries Base + Surcharge Rates



Bakery Surcharge Rates



					Base + Surcharge	Base Rate	Surcharge
Gresham	>1,100	>1100			\$5.68	\$1.43	\$4.25
Silverton					\$9.43	\$5.83	\$3.60
Portland Bread no BMPs	2500	2500			\$16.30	\$8.69	\$7.61
Portland Bread w/BMPs	2150	2150			\$14.85	\$8.69	\$6.16
Portland Confection no BMPs	3200	3200			\$18.75	\$8.69	\$10.06
Portland Confection w/BMPs	2752	2752			\$16.96	\$8.69	\$8.27
Portland Donut Shop no BMPs	1550	1550			\$12.07	\$8.69	\$3.38
Portland Donut Shop w/BMPs	1333	1333			\$11.44	\$8.69	\$2.75
Redmond					\$5.29	\$3.11	\$2.18
Albany	>1125	1125			\$13.49	\$2.30	\$11.19
Corvallis	500 - 1000	750			\$5.08	\$3.18	\$1.90
La Grande w/GI	726-950	950			\$4.84	\$2.69	\$2.15
La Grande no GI	951-1200	1200			\$5.48	\$2.69	\$2.79
Coos Bay					\$7.39	\$5.96	\$1.43
Tillamook					\$13.46	\$7.11	\$6.36

3

		Restaurants, Bakeries
Bakery, Restaurant(Sit Down, no BMP), Supermarket, Meat Market		

Bakery, Brewery, Restaurant, Supermarket, Coffee Shop

Brewery, Bakery, Supermarket

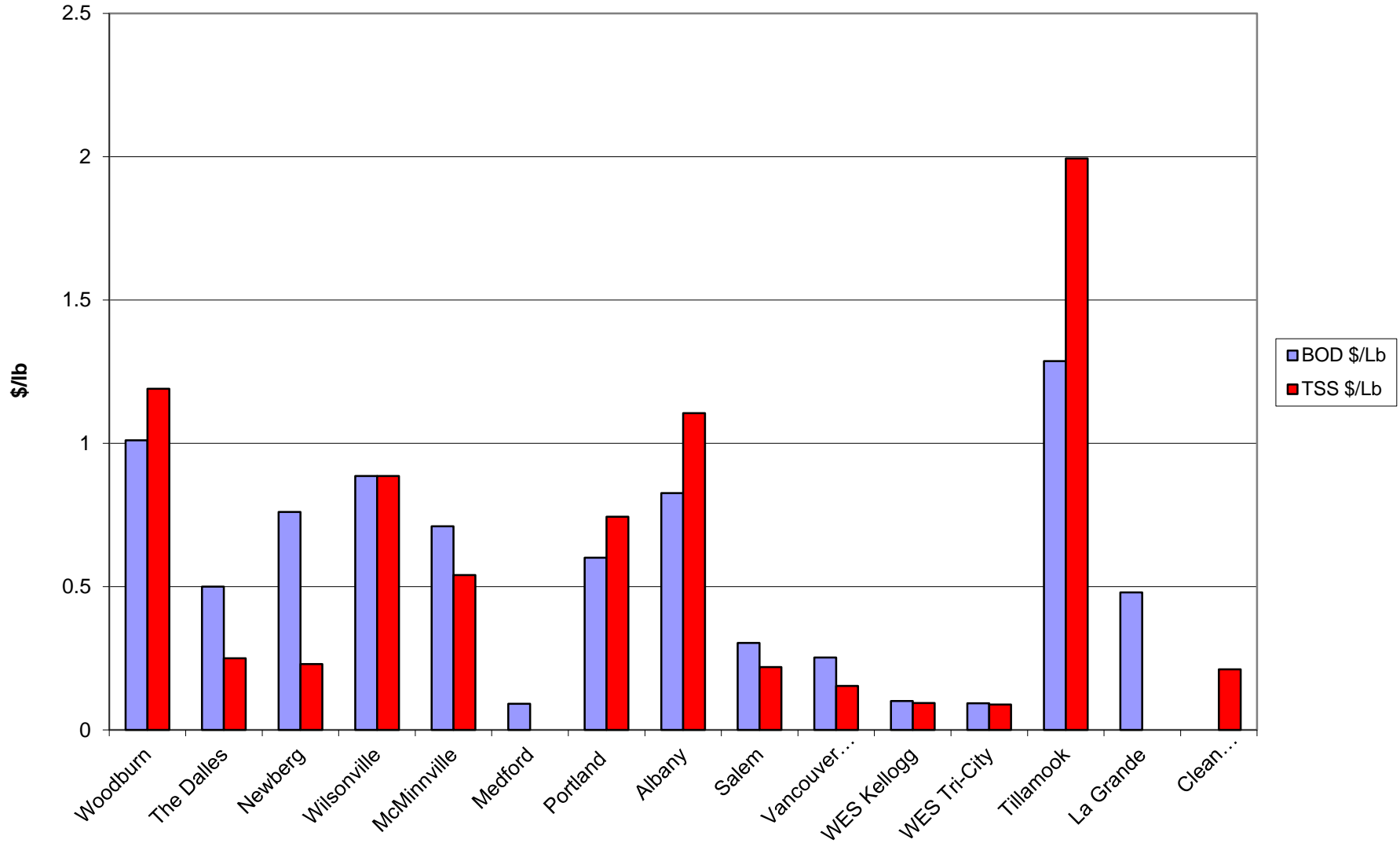
Restaurants, Supermarkets, Bakeries

Bakery (w GI), Meat (w GI) Restaurant (w one BMP)

Bakery, Supermarket, Meat, Restaurant (no BMP)

Restaurants, Supermarkets, Bakery

Regional BOD and TSS Surcharge Rates



BOD \$/Lb TSS \$/Lb

Woodburn	1.01	1.19						
The Dalles	0.50	0.25						
Newberg	0.76	0.23						
Wilsonville	0.886	0.886						
McMinnville	0.71	0.54						
Medford	0.091							
Portland	0.601	0.744						
Albany	0.826	1.105						
Salem	0.303	0.219						

incouver V	0.252	0.153
VES Kellog	0.1008	0.0936
VES Tri-Cit	0.0929	0.0883
Tillamook	1.287	1.994
La Grande	0.48	
Water Services		0.211

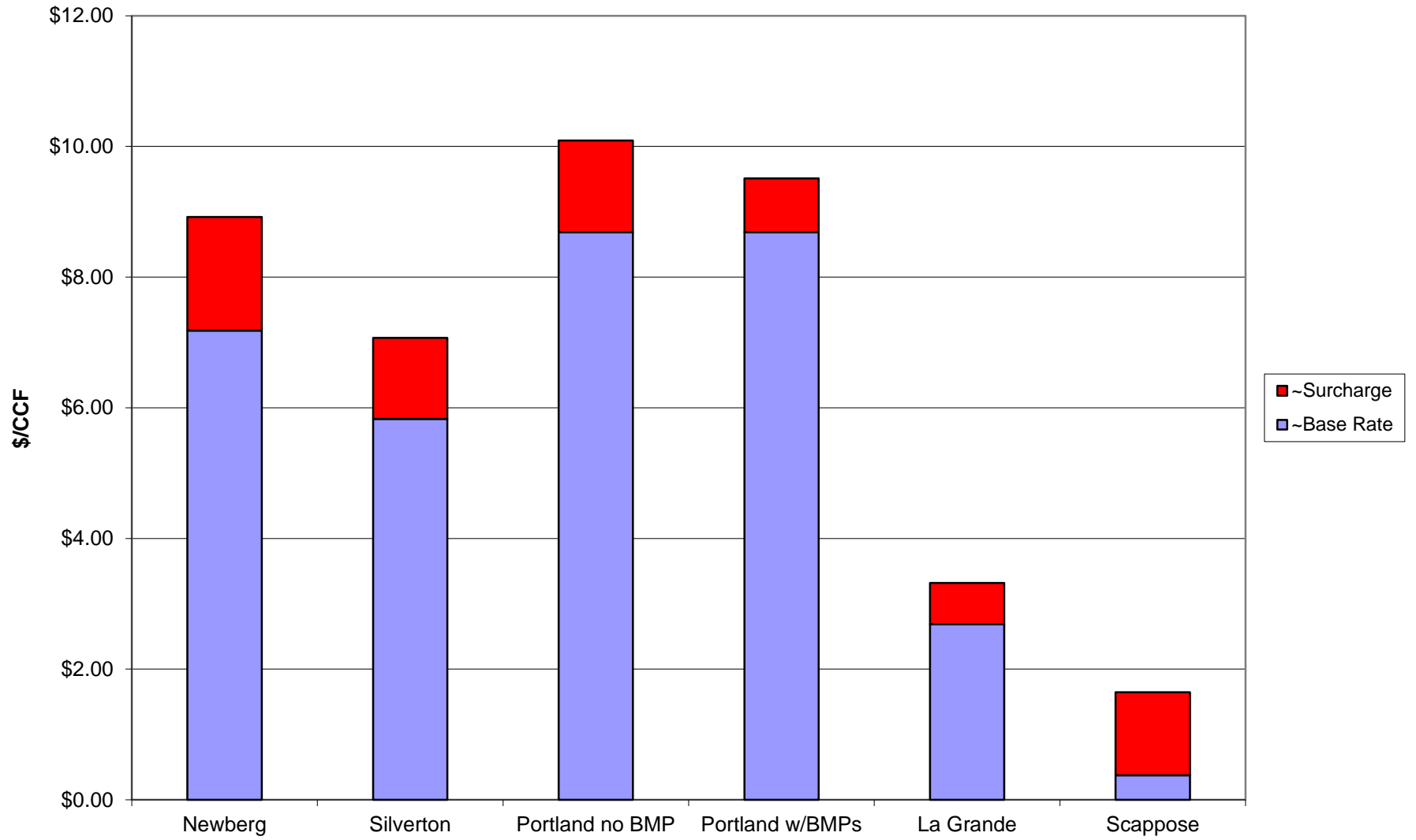
<http://www.ci.mcminnville.or.us/city/departments/wastewater-services/?qh=YT00OntpOjA7c>:

http://www.cityofalbany.net/images/stories/publicworks/utility-billing/Res_6230.pdf

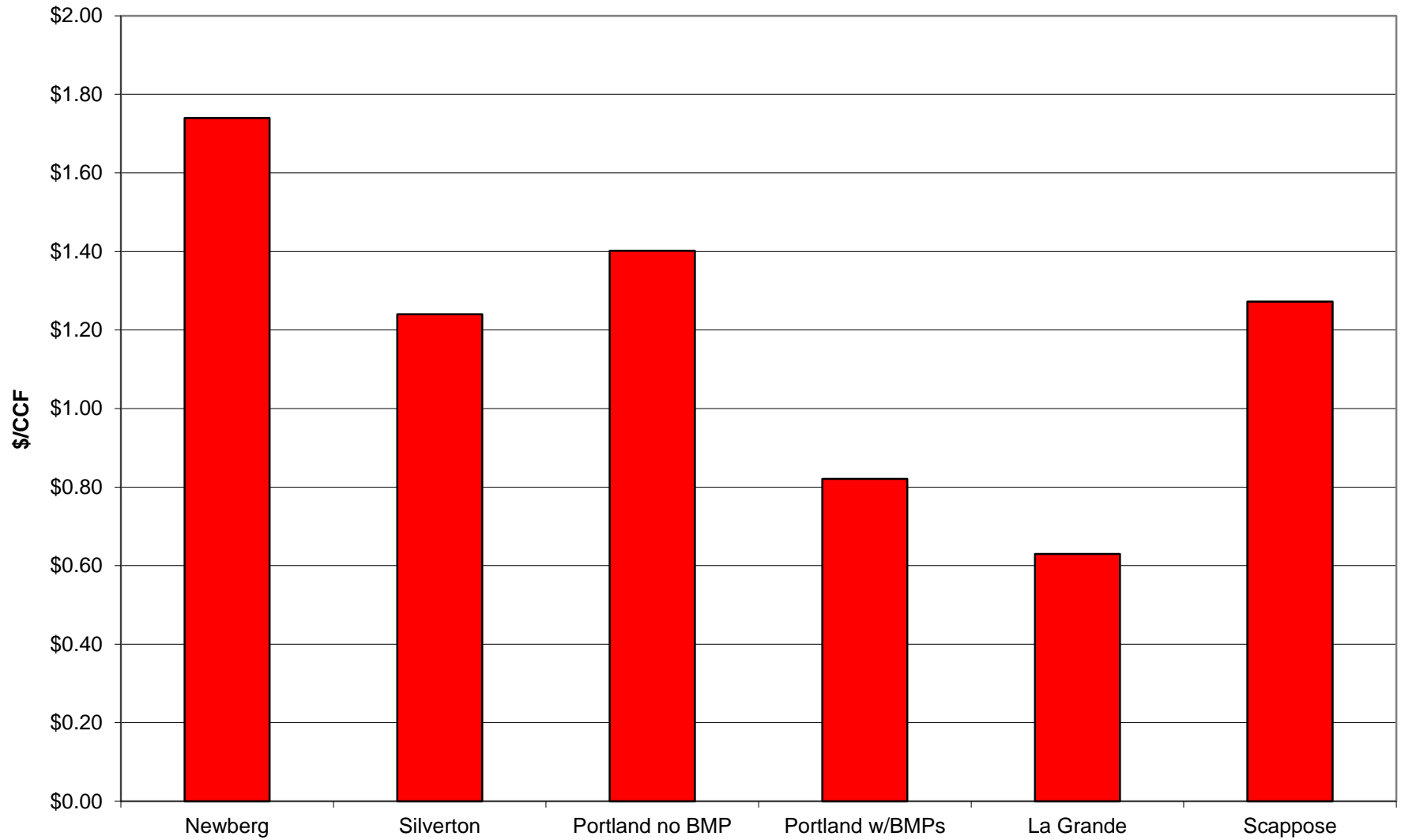
zo1OiJyYXRlcyl7aToxO3M6NzoicmF0aW5ncyI7aToyO3M6NToicmF0ZWQiO2k6MztzOjQ6InJhdGUiO:

30%3D

Fast Food Base + Surcharge Rates



Fast Food Surcharge Rates



					Base + Surcharge	Base Rate	Surcharge
Newberg					\$8.92	\$7.18	\$1.74
Silverton					\$7.07	\$5.83	\$1.24
Portland no BMP	1000	1000			\$10.09	\$8.69	\$1.40
Portland w/BMPs	860	860			\$9.51	\$8.69	\$0.82
La Grande	241-475	475			\$3.32	\$2.69	\$0.63
Scappose					1.646	0.374	1.272

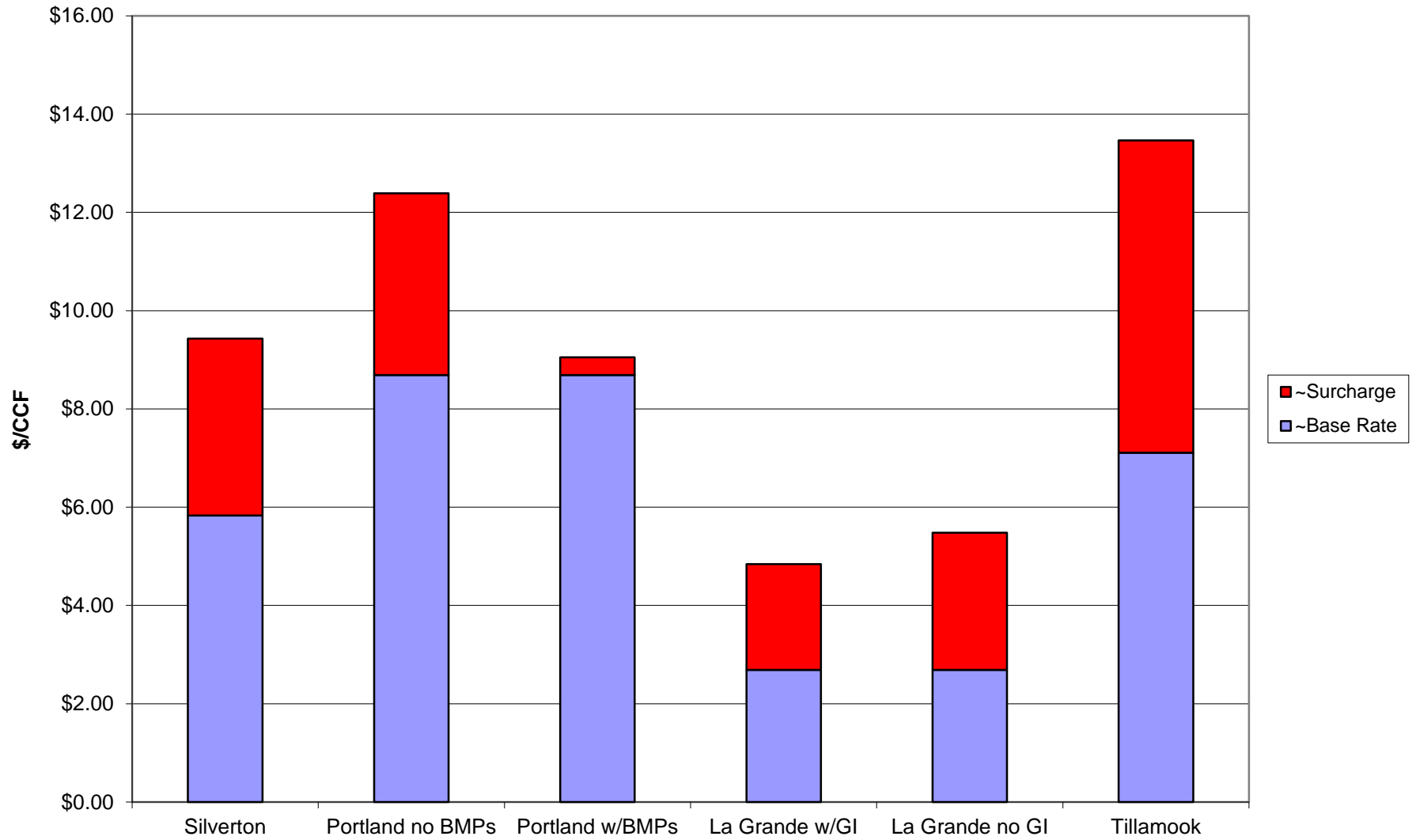
3

		Fast Food

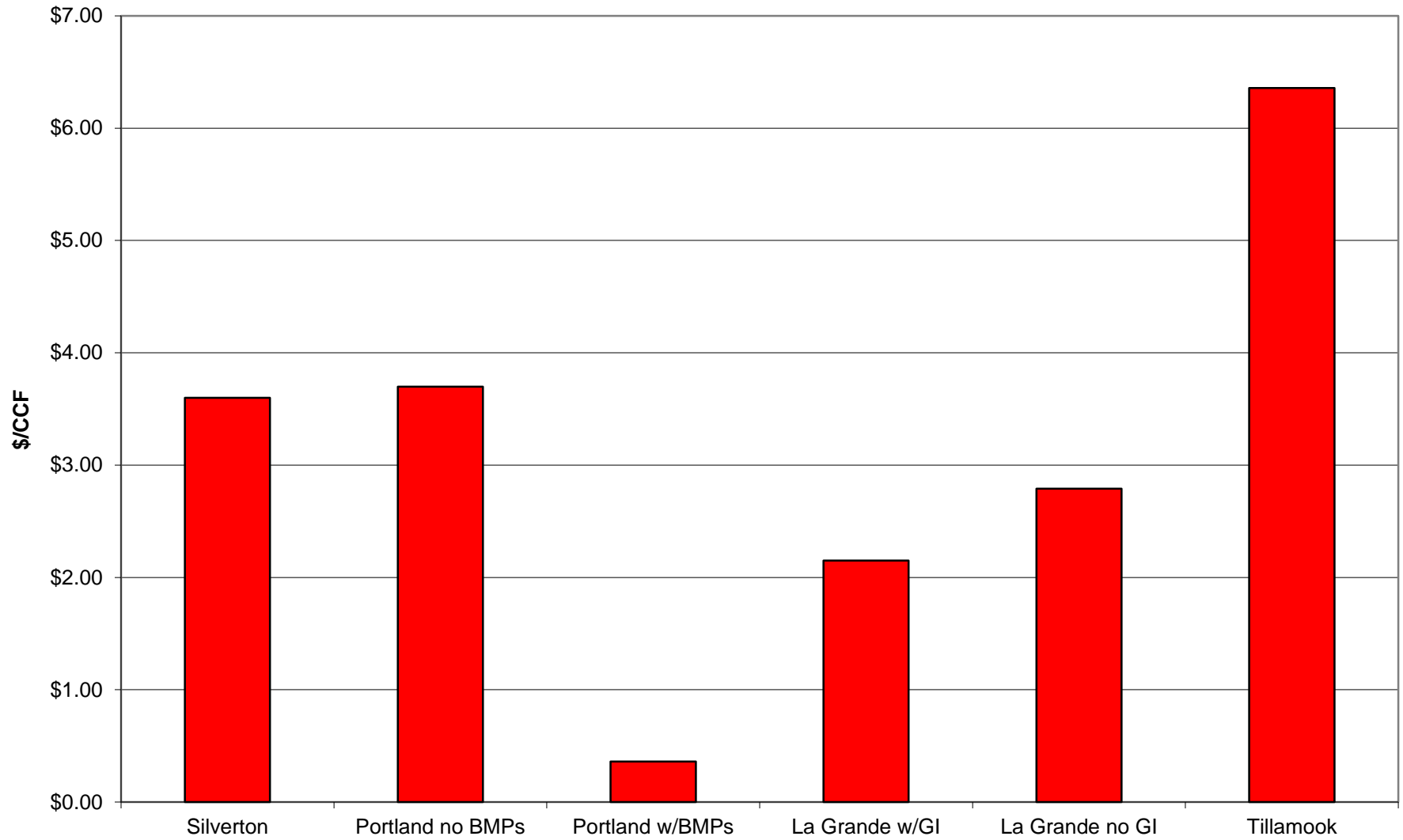
, Commercial Kitchen
Restaurant (Sit Down, w/BMPs), Fast Food (No BMPs),

Hotels, Fast Food
Fast Food

Meat Processors Base + Surcharge Rates



Meat Processors Surcharge Rates



Base + Surcharge Base Rate Surcharge

Silverton					\$9.43	\$5.83	\$3.60	Bake
Portland no	1600	1600	1100		\$12.39	\$8.69	\$3.70	
Portland w/	576	576	396		\$9.05	\$8.69	\$0.36	
Grande w/	726-950	950			\$4.84	\$2.69	\$2.15	
Grande no	951-1200	1200			\$5.48	\$2.69	\$2.79	
Tillamook					\$13.46	\$7.11	\$6.36	

ry, Restaurant(Sit Down, no BMP), Supermarket, Meat Market

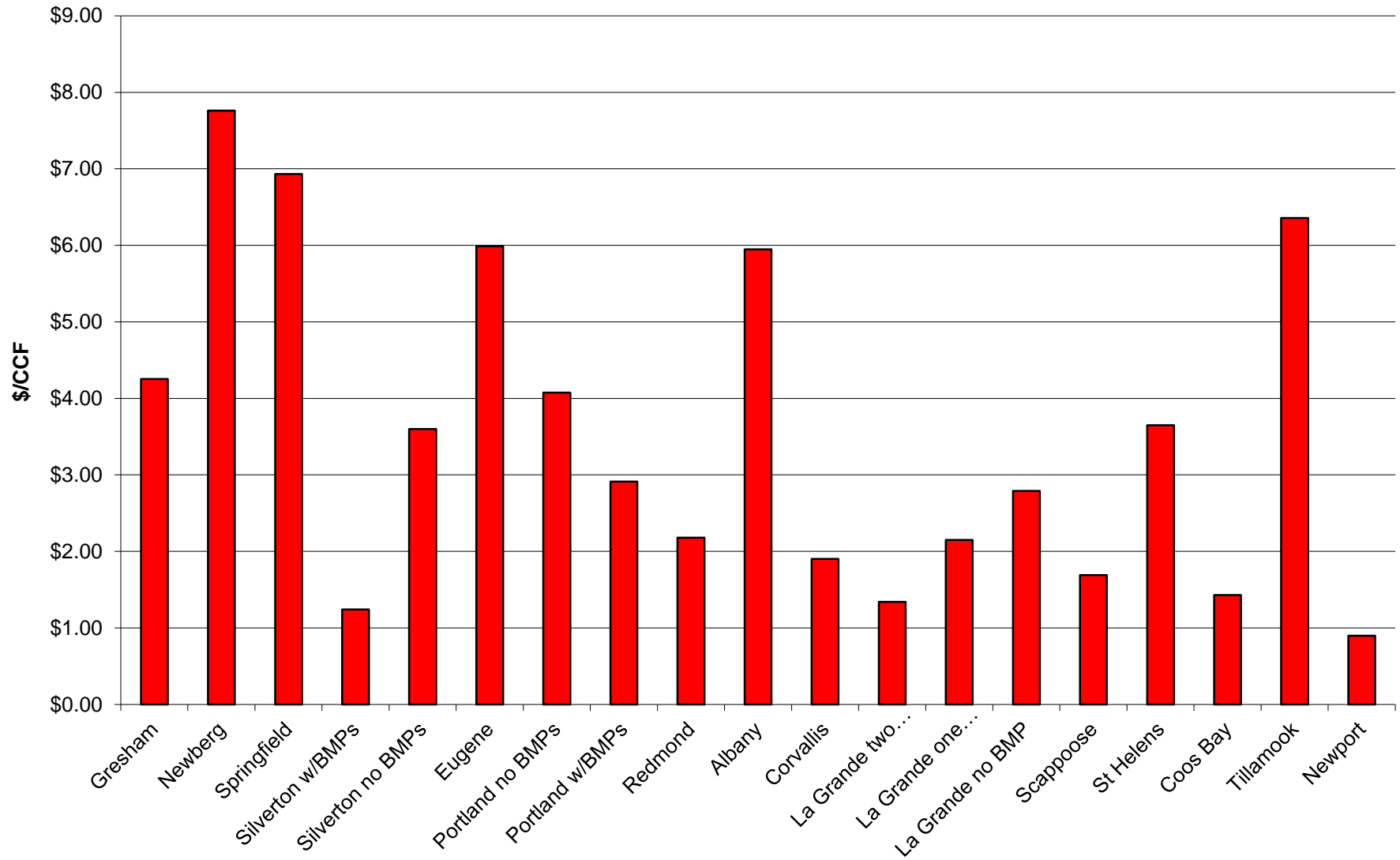
Bakery (w GI), Meat (w GI) Restaurant (w one BMP)

Bakery, Supermarket, Meat, Restaurant (no BMP)

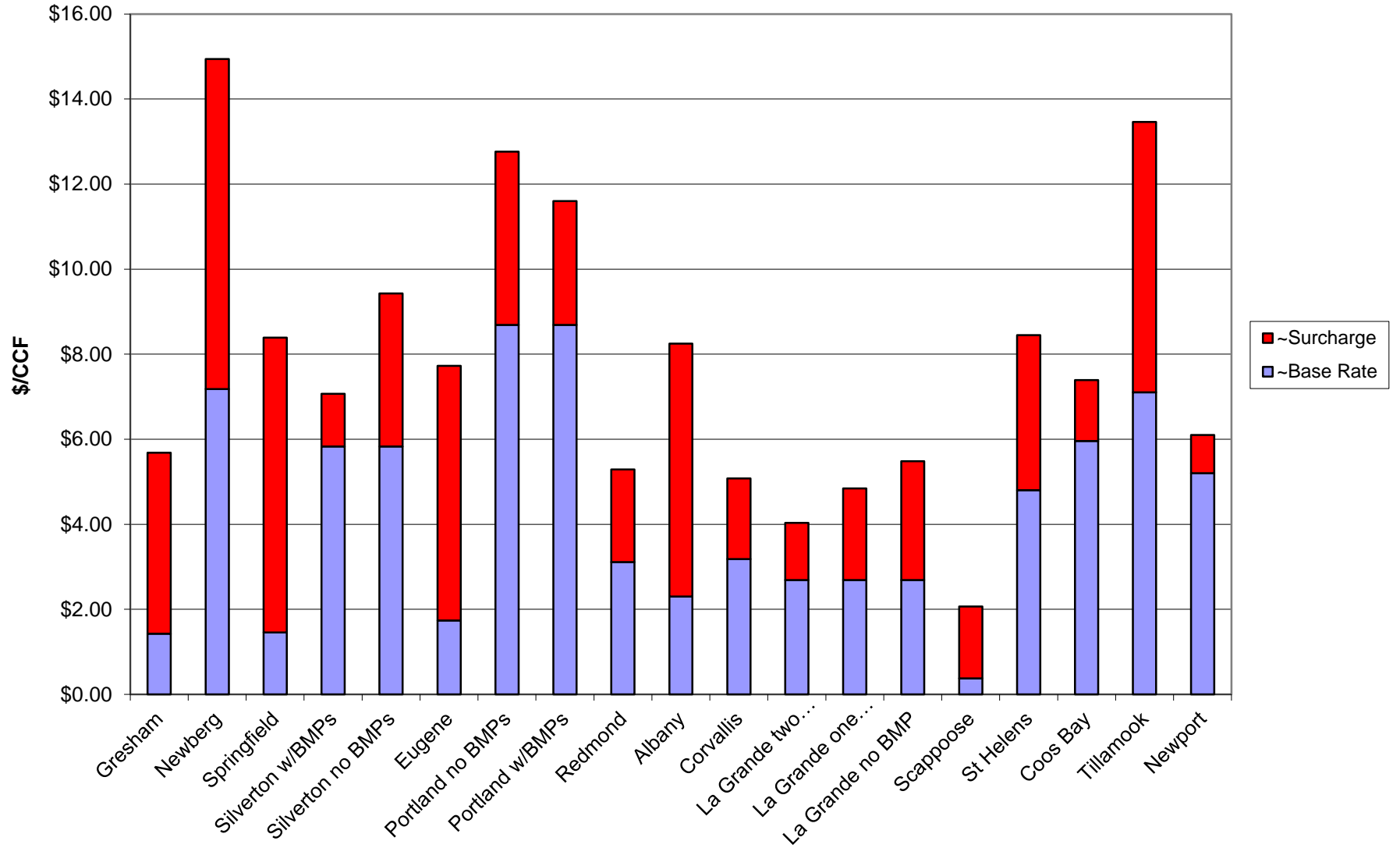
BOD / TSS EXTRA STRENGTH COMPARISONS BY POTW's

POTW	BOD+TSS	BOD	BOD	TSS	Extra strength Volume	Extra strength Volume	~Surcharge	Base BOD	Base TSS	Base rate	
	mg/L	mg/L	mg/L	\$ per lb.	\$ per lb.	\$/CCF	\$ per 1000 Gal.	\$/CCF		\$/CCF	
Woodburn				1.01	1.19	8.31			> 25 lb.	> 9 lb.	8.38
Gresham(SIUs)				0.404	0.397						1.428
Commerical	<400	400				2.74		1.31			
	400 - 1,100	950				4.60		3.17			
	>1,100	>1100				5.68		4.25			
The Dalles				0.50	0.25				>200mg/L	>200 mg/L	
Newberg				0.76	0.23				>1.5 lb. CCF	>1.5 lb. CCF	7.18
Comm-2						8.92		1.74			
Comm-3						14.94		7.76			
Wilsonville				0.886	0.886				>250mg/L	>250mg/L	0.04****
Springfield	<400	400				4.33		2.87			1.456
	400 - 800	600				5.83		4.37			
	800 - 1200	1000				7.10		5.65			
	1200 - 1600	1400				8.39		6.93			
	>1600	>1600				9.67		8.21			
Silverton	per 25 mg			0.0138	0.16						5.83
Comm-1						5.83		0.00			
Comm-2						7.07		1.24			
Comm-3						9.43		3.60			
Eugene	400	400				3.80	5.08	2.06			1.738
Med	800	800				4.87	6.51	3.13			
High	1200	1200				6.30	8.42	4.56			
V. High	1600	1600				7.73	10.329	5.99			
Super High	>1600	>1600				9.15	12.24	7.41			
Clean Water Ser.	>800 COD			0.145							
	>400				0.221						
Corvallis	200 - <500		300			3.710		0.53			3.18
High	500 - 1000		750			5.08		1.90			
BOD or TSS	>1000		>1000			6.87		3.69			
McMinnville				0.71	0.54						6.13
Medford	per 300			0.091					300mg/L	300mg/L	1.68
WES Kellogg				0.1008	0.0936				>350 mg/L	>350 mg/L	
WES Tri-City				0.0929	0.0883				>350 mg/L	>350 mg/L	
Portland				0.601	0.744				>300 mg/L	>350 mg/L	8.69
Rest (Sit Down)	1700	1700	1200			12.764		4.074			
Rest (Sit Down) all BMPS	1411	1411	996			11.603		2.913			
Rest (Fast Food)	1000	1000	550			10.092		1.402			
Rest (Fast Food) all BMPS	860	860	473			9.511		0.821			
Supermarket	1700	1700	1050			12.897		4.207			
Supermarket all BMPS	1412	1412	872			11.714		3.024			
Brewpub	2240	2240	1700			14.825		6.135			
Brewpub all BMPS	2022	2022	1539			13.956		5.266			
Meat Market	1600	1600	1100			12.388		3.698			
Meat Market all BMPS	576	576	396			9.05		0.36			
Bakery Bread	2500	2500	1400			16.301		7.611			
Bakery Bread all BMPS	2150	2150	1204			14.85		6.16			
Bakery Confections	3200	3200	2300			18.749		10.059			
Bakery Confections all BM	2752	2752	1978			16.955		8.265			
Donut Shop	1550	1550	1200			12.067		3.377			
Donut Shop all BMPS	1333	1333	1032			11.436		2.746			
Coffee Shop	1150	1150	800			10.566		1.876			
Coffee Shop all BMPS	989	989	688			10.146		1.456			
Comm Kitchen	1500	1500	1100			11.924		3.234			
Comm Kitchen all BMPS	1245	1245	913			10.99		2.3			
Hotel	900	900	500			9.673		0.983			
Hotel all BMPS	747	747	415			9.121		0.43			
City of Redmond											3.11
Low						3.11					
Med						3.84		0.73			
High						4.59		1.48			
Very High						5.29		2.18			
Albany				0.826	1.105						2.30
Low	<450	450				6.478		4.178			
Med	<1125	780				8.248		5.948			
High	>1125	1125				13.486		11.186			
Salem				0.303	0.219						
Vancouver WA (2013)				0.252	0.153						
La Grande	0-240			0.48							2.69
Comm II	241-475		475			3.32		0.63			
Comm III	476-725		725			4.03		1.34			
Comm IV	726-950		950			4.84		2.15			
Comm V	951-1200		1200			5.48		2.79			
Scappoose							0.5				0.374
						2.064	2.260	1.690			
						1.646	1.700	1.272			
						1.159	1.050	0.785			

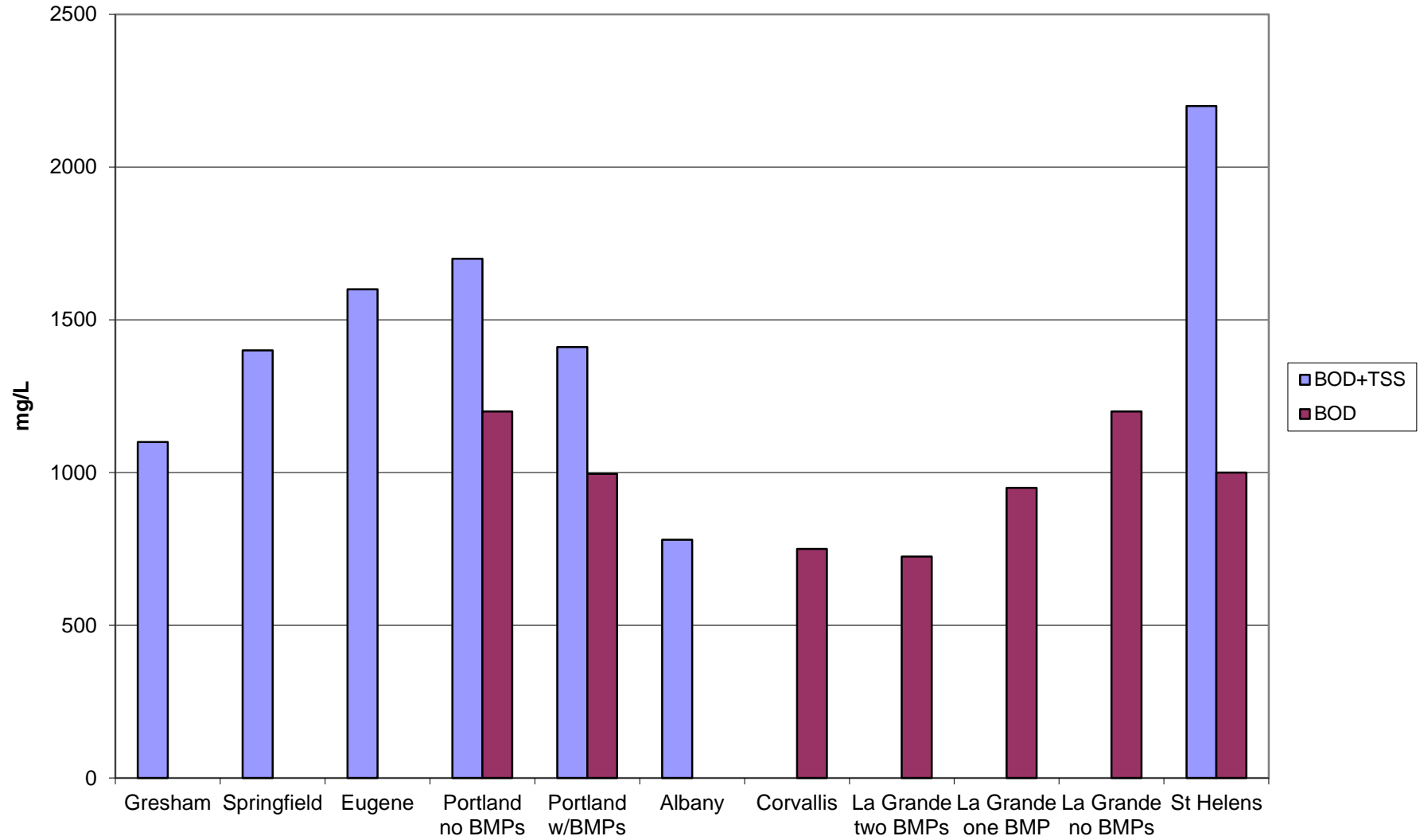
Sit Down Restaurant Surcharge Rates



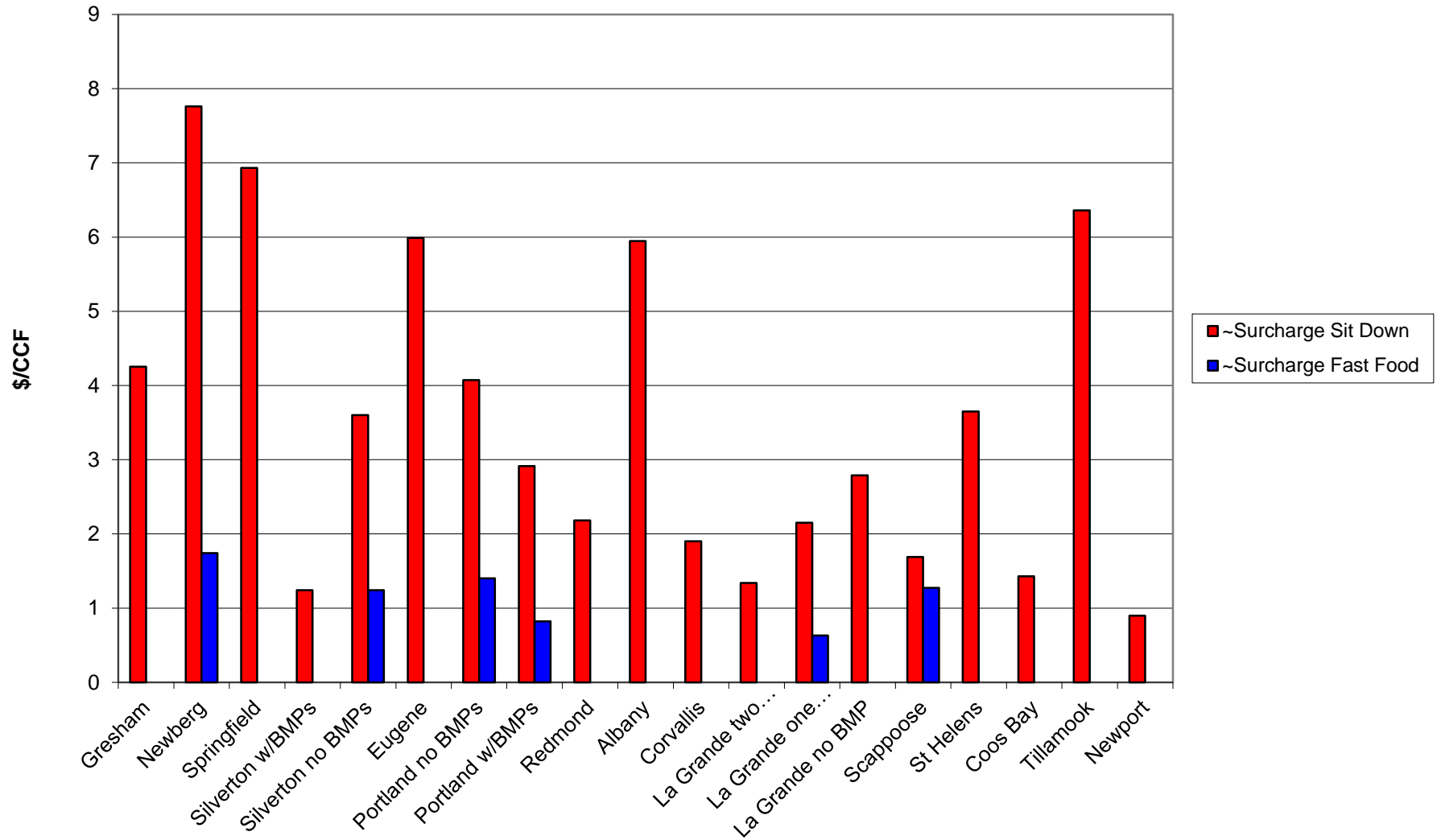
Restaurant Base + Surcharge Rates



Assumed Restaurant Strength



Fast Food vs Sit Down Restaurants Surcharge Rates



	BOD+TSS BOD			Base + Surcharge	Base Rate	Surcharge
Gresham	>1,100	1100		\$5.68	\$1.43	\$4.25
Newberg				\$14.94	\$7.18	\$7.76
Springfield	1200 - 1600	1400		\$8.39	\$1.46	\$6.93
Silverton w/BMPs				\$7.07	\$5.83	\$1.24
Silverton no BMPs				\$9.43	\$5.83	\$3.60
Eugene	1600	1600		\$7.73	\$1.74	\$5.99
Portland no BMPs	1700	1700	1200	\$12.76	\$8.69	\$4.07
Portland w/BMPs	1411	1411	996	\$11.60	\$8.69	\$2.91
Redmond				\$5.29	\$3.11	\$2.18
Albany	<1125	780		\$8.25	\$2.30	\$5.95
Corvallis	500 - 1000		750	\$5.08	\$3.18	\$1.90
La Grande two BMPs	476-725		725	\$4.03	\$2.69	\$1.34
La Grande one BMP	726-950		950	\$4.84	\$2.69	\$2.15
La Grande no BMP	951-1200		1200	\$5.48	\$2.69	\$2.79
Scappoose				\$2.06	\$0.37	\$1.69
St Helens	1101-2200	2200	1000	\$8.45	\$4.80	\$3.65
Coos Bay				\$7.39	\$5.96	\$1.43
Tillamook				\$13.46	\$7.11	\$6.36
Newport				\$6.10	\$5.20	\$0.90

	~Base Rate	~Surcharge	Charge Fast Food
Gresham	1.428	4.252	
Newberg	7.18	7.76	\$1.74
Springfield	1.456	6.931	
Silverton w/BMPs	5.83	1.24	
Silverton no BMPs	5.83	3.6	\$1.24
Eugene	1.738	5.988092	
Portland no BMPs	8.69	4.074	\$1.40
Portland w/BMPs	8.69	2.913	\$0.82
Redmond	3.11	2.18	
Albany	2.3	5.948	
Corvallis	3.18	1.9	
La Grande two BMPs	2.69	1.34	
La Grande one BMP	2.69	2.15	\$0.63
La Grande no BMP	2.69	2.79	
Scappoose	0.374	1.69048	1.272
St Helens	4.8	3.65	
Coos Bay	5.96	1.43	
Tillamook	7.106	6.358	
Newport	5.1986	0.8976	

Newberg
 Silverton
 Portland no
 Portland w/
 La Grande
 Scappoose

3

		Restaurants, Bakeries
		Restaurant
		Restaurant
	Restaurant (Sit Down, w/BMPs), Fast Food (No BMPs), Bakery, Restaurant(Sit Down, no BMP), Supermarket, Meat Market	
		Restaurant
		No BMPs
		All BMPs
	Bakery, Brewery, Restaurant, Supermarket, Coffee Shop	
		Restaurants
	Restaurants, Supermarkets, Bakeries	
	Restaurant (With GI and no GG)	
	Bakery (w GI), Meat (w GI) Restaurant (w one BMP)	
	Bakery, Supermarket, Meat, Restaurant (no BMP)	
	Restaurant	
	Restaurant, Supermarket	
	Restaurants, Supermarkets, Bakery	
	Restaurant, Supermarket	
	Restaurants	

-Surcharge

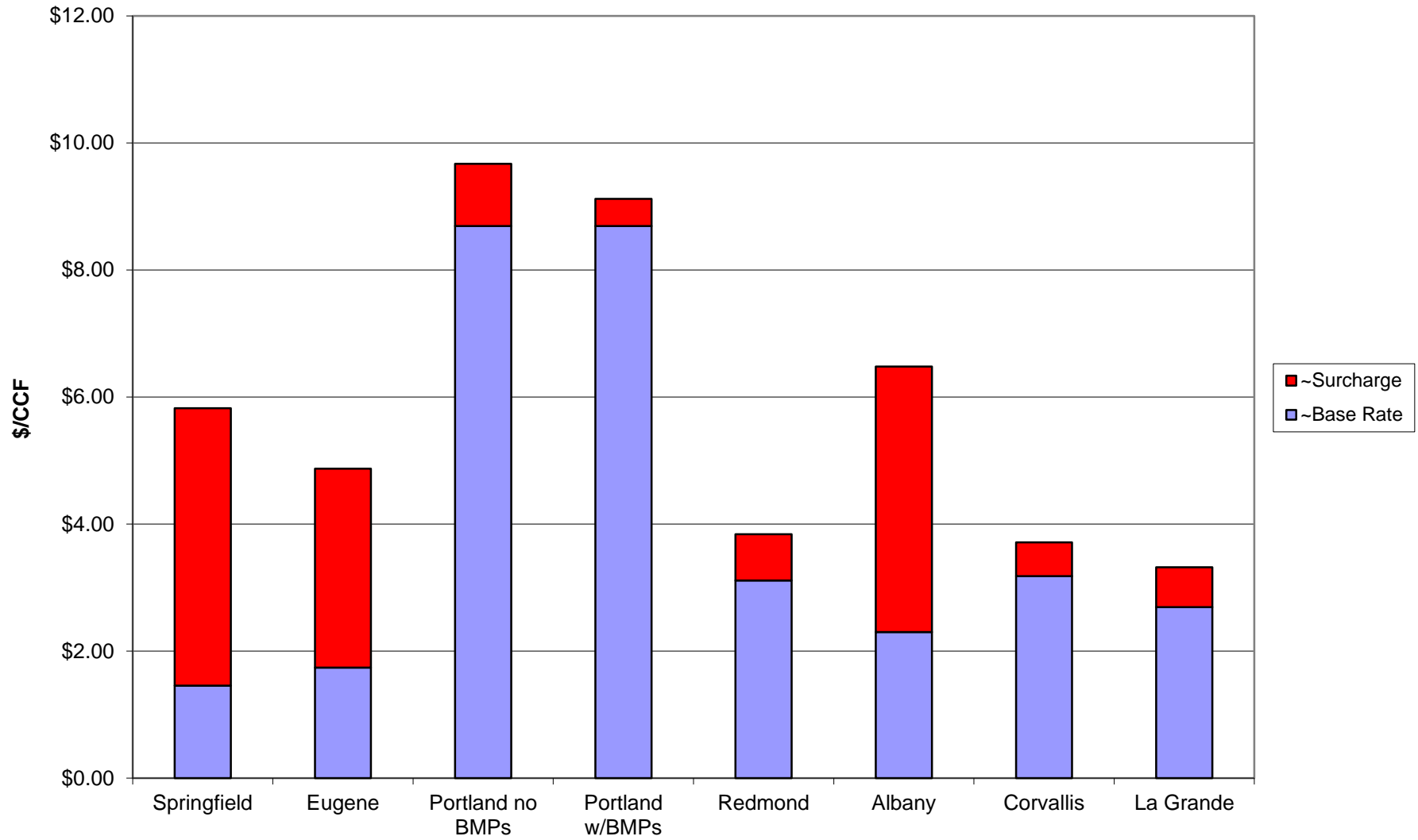
\$1.74
\$1.24
\$1.40
\$0.82

\$0.63
1.272

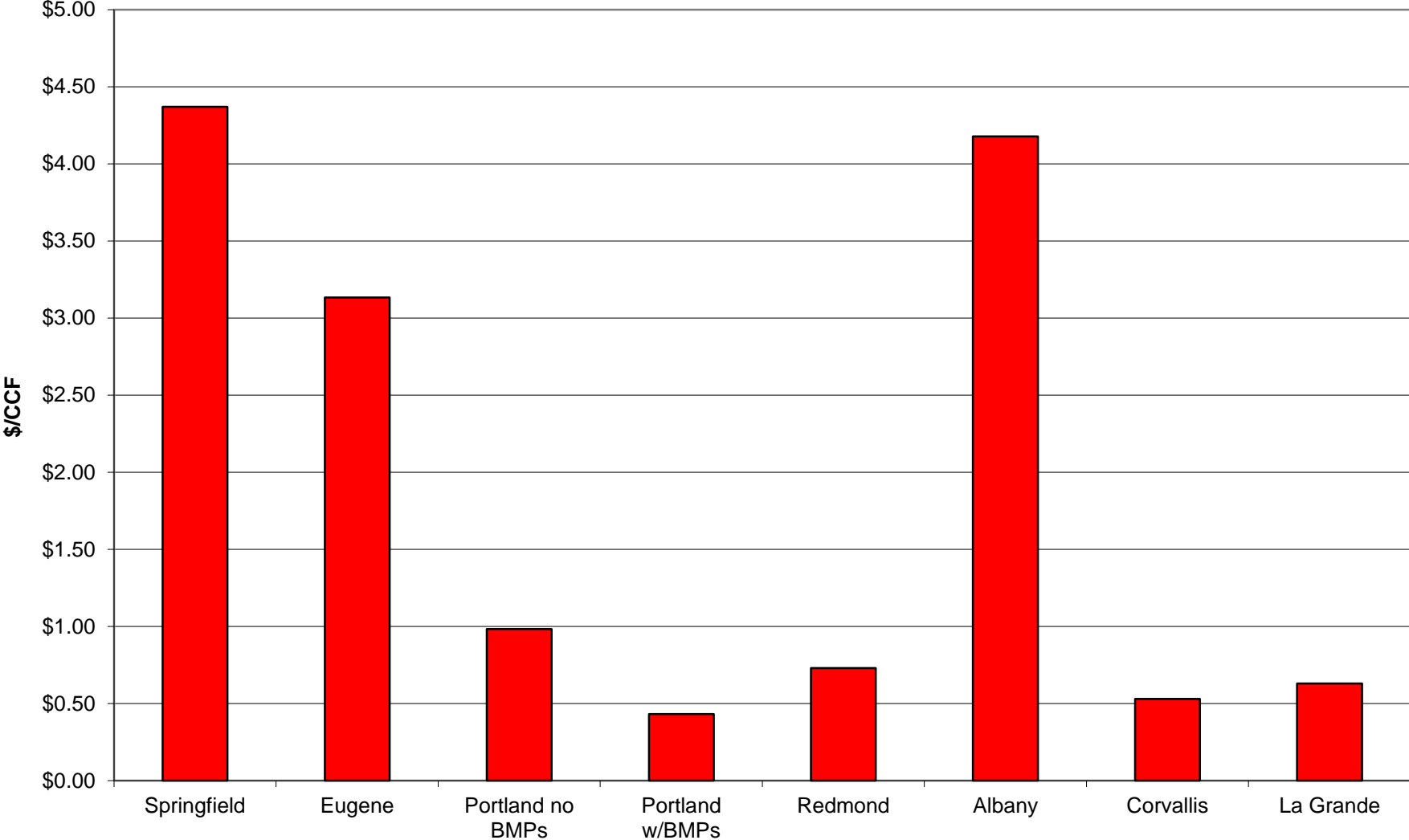
BOD+TSS BOD

Gresham	1100	
Springfield	1400	
Eugene	1600	
Portland no BMPs	1700	1200
Portland w/BMPs	1411	996
Albany	780	
Corvallis		750
La Grande two BMPs		725
La Grande one BMP		950
La Grande no BMPs		1200
St Helens	2200	1000

Hotels Base + Surcharge Sewer Rates



Hotel Surcharge Rates



					Base + Surcharge	Base Rate
Springfield	400 - 800	600			\$5.83	\$1.46
Eugene	800	800			\$4.87	\$1.74
Portland no BMPs	900	900			\$9.67	\$8.69
Portland w/BMPs	747	747			\$9.12	\$8.69
Redmond					\$3.84	\$3.11
Albany	<450	450			\$6.48	\$2.30
Corvallis	200 - <500	300			\$3.71	\$3.18
La Grande	241-475	475			\$3.32	\$2.69

-Surcharge

\$4.37				Hotel
\$3.13				Hotel
\$0.98				
\$0.43				
\$0.73				Hotel
\$4.18				Hotel
\$0.53			3.18	Hotels
\$0.63				Hotels, Fast Food