

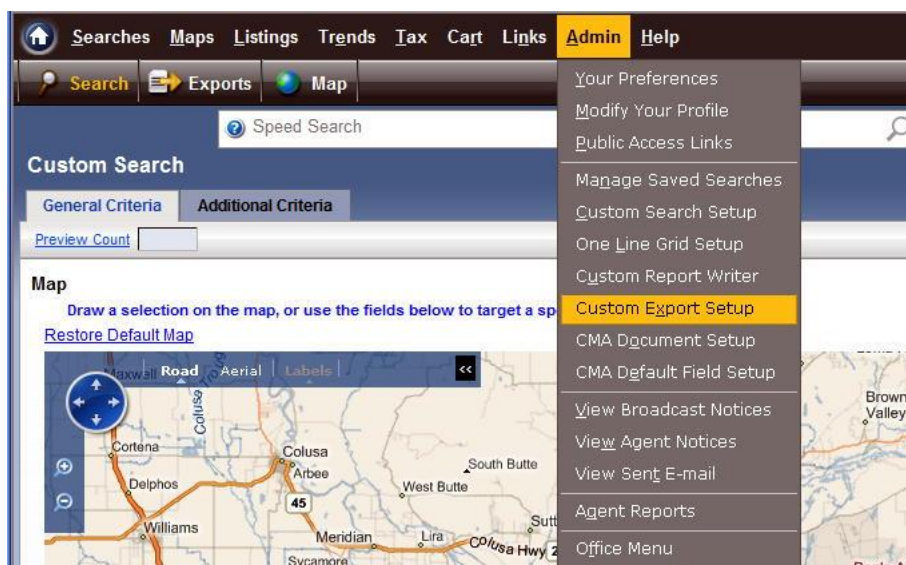
# Instructions for the 1004 MC Spreadsheet

Don Machholz, Colfax, CA (530) 320-8204

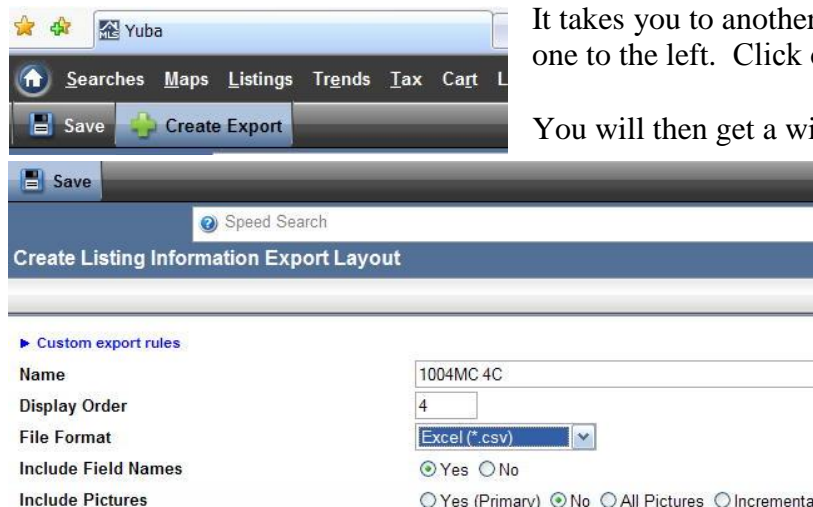
For the 1004 MC it is important to gather the proper information from Yuba Sutter Rapattoni. One tool that will do this is the **Spreadsheet For The 1004 MC** Excel program which I wrote and made available free to all appraisers. It is available from my web site ([www.donsappraisals.com](http://www.donsappraisals.com)) These instructions tell how to set up your MLS.

It makes it easier if the information is properly formatted when it is copied off the MLS and placed into a separate spreadsheet prior to being pasted into Spreadsheet program.

We can begin by setting our preferences so that your data is in the same order as is needed for the spreadsheet program. Once you make these changes in your MLS setting, you do not need to change it again. Click on “Admin” and click on “Custom Export Setup” (for setting up the export feature, which is what we will do here). We are going to set up the order in which the data is given to us in the export.



It takes you to another window which looks like the one to the left. Click on the icon “Create Export”.



You will then get a window like the one at the lower

left. You can name this new export any name you want. It really doesn't matter what the “Display Order” is, but be sure you indicate “Excel (\*.csv)”, it is OK to include field names, and say no to pictures. Then you will get a screen like the one below.

You can set up a custom export for any type property you want, but for most instances you will use “Residential”, which is the default. **IF YOU EVER NEED TO DO A 1004 MC FOR RESIDENTIAL INCOME, OR LOTS AND LAND, ETC, YOU NEED TO SET UP A NEW CUSTOM EXPORT FOR THOSE PROPERTY TYPES.**

Save

Speed Search

Revise Listing Information Export Layout - 1004MC 4C (53)

Residential Mobile Home in Park Residential Income Lots and Land Commercial Business Opportunity

Manage Listing Information Exports View

Click Tabs to modify fields for each property type, if desired.

Available Fields

Description
Dining Description
Dining Room
Directions to Property
Disability Features
Disclosures/Reports
DisplayIDX
DOM
EN020_DateModified
EN026_Directions
EN038_Remarks

Add at

Add All

Remove

Remove All

Move Up

Move Down

Selected Fields

Sort Order	Description
1	Status Desc
2	Address
3	Listing Price
4	Selling Price
5	Year Built
6	Square Footage
7	Lot Size - Acres
8	Listing Date
9	Pending Date
10	Selling Date
11	DOM

You can move each parameter from the left box to the right box, then move them up or down until they match the order that is needed for the Spreadsheet program. This is what is needed for the Spreadsheet program, in this order:

- 1) Status Desc
- 2) Address
- 3) Listing Price
- 4) Selling Price
- 5) Year Built
- 6) Square Footage
- 7) Lot Size - Acres
- 8) Listing Date
- 9) Pending Date
- 10) Selling Date
- 11) DOM (not CDOM)

You can have the MLS Number or other information first, as long as beginning with the category “Status” you have the same order as shown above. When they are in the correct order, click on “Save” at the top left corner of the page.

Now we are going to conduct the search and scoop up all the actives and solds in the past year. To do this we must also pick up “Expired”, “Withdrawn”, etc over the past year.

Whether using the map or standard search, toggle to receive all these statuses. The dates must be earlier than the first date you wish to check. This is at least one year prior to your Date of Value, which is the effective date of your appraisal. Put no dates in for “Actives” or “Pending”. Do not mark “Rented”

1 House on Lot     2 Houses on Lot     3+ Houses on Lot  
 Condo     Co-op     Halfplex

**② Statuses**  
 Active  
 Contingent  
 REO Contingent  
 Short Sale Cont.  
 Active Short Sale  
 Temp. Off Mkt.  
 Pending  
 Sold  
 Rented  
 Expired  
 Withdrawn

**Dates**  
 Listing Date: [ ] Thru [ ]  
 Contingent Date: 05/01/10 Thru [ ]  
 Contingent Date: 05/01/10 Thru [ ]  
 Contingent Date: 05/01/10 Thru [ ]  
 Listing Date: [ ] Thru [ ]  
 Inactive Date: 05/01/10 Thru [ ]  
 Pending Date: [ ] Thru [ ]  
 Selling Date: 05/01/10 Thru [ ]  
 Inactive Date: [ ] Thru [ ]  
 Expiration Date: 05/01/10 Thru [ ]  
 Inactive Date: 05/01/10 Thru [ ]  
 Entry Date: [ ] Thru [ ]

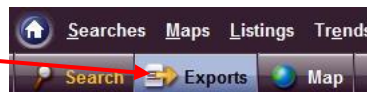
**② Price** [ ] ,000 Thru [ ] ,000

When you fill in the other search criteria, remember, we want comparables from the subject’s market area. You, the appraiser, have to decide what that is.

Choose your “Property Types”, Property Subtypes”, Statuses (displayed on the previous page), SF size limits, years built, lot sizes, areas (City, Zip, MLS region and/or draw a map), and anything else that describes “comparable” to you.

You have two choices at this point:

1) Hit Export at the top of the page or



2) hit the SEARCH button and let MLS deliver your data.

Then click on the box next to “Residential” (upper left), then click on the “Exports” button.

SEARCHES LISTINGS TAX CART CONTACTS LINKS ADMIN HELP

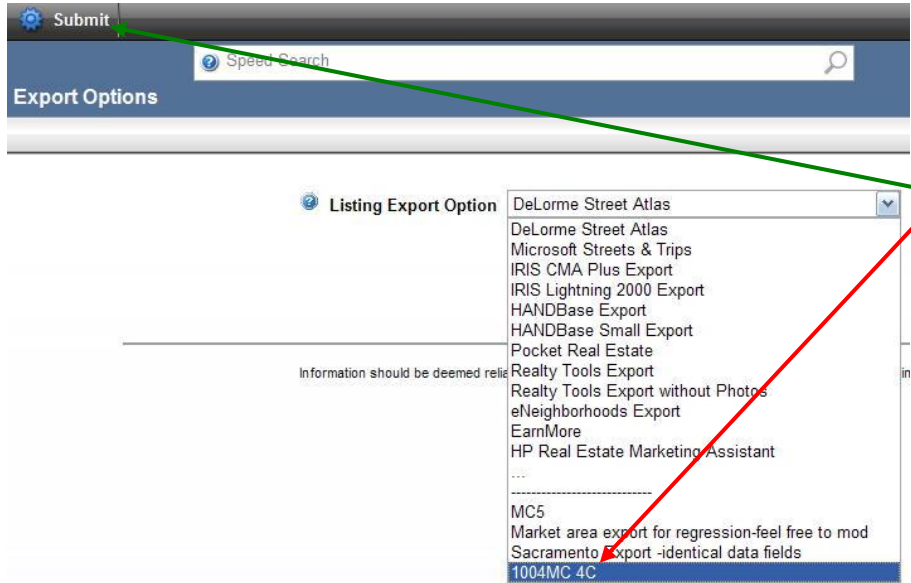
CMA Reports Exports E-mail Map Add to Cart (0) Statistics

Search Results 137 listing(s) found 137 checked

Residential (137)

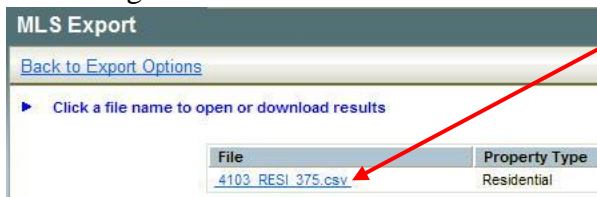
Rev Criteria View Criteria Stats Page 1 of 3 Display One Line Grid (50/pg)

<input checked="" type="checkbox"/>	Listing	Type	Status	Address	List/Sell \$	Status Date	Year Built	Sq Ft	Lot Sz	Listing Date	Pending Date
<input checked="" type="checkbox"/>	90094103	1HSL	Active	5841 Tweedsmuir Dr	\$299,000	09/18/08	1986	1633	0.179	09/18/08	
<input checked="" type="checkbox"/>	90004160	1HSL	Active	5601 Miners Cir	\$239,900	01/12/09	1987	1814	0.177	01/12/09	
<input checked="" type="checkbox"/>	80123262	1HSL	Active	2660 Bonanza St	\$349,900	12/23/08	1985	1896	0.200	12/23/08	
<input checked="" type="checkbox"/>	80112209	1HSL	Active	5521 Freeman Cir	\$399,900	11/12/08	1989	1984	0.176	11/12/08	
<input checked="" type="checkbox"/>	80118860	1HSL	Active	5018 Regency Dr	\$435,000	12/06/08	1995	2237	0.216	12/06/08	
<input checked="" type="checkbox"/>	80096110	1HSL	Active Short Sale	2490 Casa Del Oro Way	\$278,000	09/24/08	1981	1539	0.180	09/24/08	
<input checked="" type="checkbox"/>	90002862	1HSL	Active Short Sale	5940 Willowynd Dr	\$250,000	01/09/09	1987	1557	0.184	01/09/09	
<input checked="" type="checkbox"/>	80091775	1HSL	Active Short Sale	5826 Ford Rd	\$259,000	09/09/08	1988	1596	0.281	09/09/08	



You will see a window like that to the left. Drop down the “Listing Export Option” and click on the name of the export setup you made earlier. Click “Submit” (above left corner of the box.)

You will get a window like that below. Click on the file name and save it to your desktop.



Close out MLS.

Open that file on your desktop and save as a work file. Then copy the first 11 columns of data (but not the Header Row, at the very top!) and paste into the Spreadsheet for 1004 MC Excel program.

End