

Copper Mill Elementary School
Home of the Colts



Copper Mill Elementary School
Hybrid & Virtual Learning Programs
2020-2021



STRONG START 2020

Copper Mill Elementary School's hybrid and virtual learning programs are committed to developing the unique potential of our students. We view the shift to virtual learning as an opportunity to engage with students in new and innovative ways. Online assignments and assessments ensure students meet standards and objectives outlined in curriculum maps, in order to maintain pacing and steady academic progress towards mastery of grade-level standards.

Hybrid	Virtual
<ul style="list-style-type: none"> • Traditional face-to-face learning • Classroom-based • 2 days in-person learning and 3 days at-home learning • Monday & Wednesday = Last name A - K • Tuesday & Thursday = Last name L - Z • Friday = Virtual day for all students • On days that students are not on campus, they will log in to their teacher's Moodle page to receive their instructions/ assignments for the day. • On Friday, students are expected to follow their schedule and attend each class virtually during their scheduled class time. 	<ul style="list-style-type: none"> • 100% Virtual learning • Students will follow their schedule with their assigned teacher. • Students will have a lunch break as determined by their schedule. • Students are expected to attend each course virtually, Monday through Friday, during their scheduled class time. Recordings of the daily lessons will be available in Moodle. • Attendance will be taken for each class, as normal. • Teachers will deliver the lesson during a live video session for approximately 25-35 minutes. Students will then work independently or in small groups, virtually.
<ul style="list-style-type: none"> • The first day of school for our hybrid A-K students will be Monday, August 10th, hybrid L-Z students will have their first day on Tuesday, August 11th. • Virtual students will be exposed to the same high-quality curriculum, pacing, and expectations for the grade-level. • Virtual students will receive live instruction for every class except for ancillary. Ancillary teachers will post weekly assignments for students to complete. • All virtual classes will have the same grading policies as the face-to-face classes. • All graded assignments and assessments will be included in the gradebook, as normal. • Our virtual students will receive the necessary supplies and instructional materials. All accommodations will continue to be followed, as outlined in the IAP or IEP. 	

Hybrid & Virtual Learning Expectations

Students

- Log in daily through Clever.com to access Moodle, Zoom, Edgenuity, and more.
- Log in instructions and directions are attached.
- Establish a physical workspace for yourself that is quiet, with minimal distractions.
- Follow Copper Mill Elementary's bell schedule. An example is provided.
- Engage in the lessons provided by your teachers during the designated class times.
- Complete your assignments on time.
- Monitor your grades on Parent Command Center.
- If a student begins the school year in the virtual learning program, then he/she is expected to continue with the virtual learning program through the end of the first semester. In January, there will be an option to return to face-to-face instruction at CME.
- Act quickly to get help from the MIS Technology Help desk when encountering technical difficulties.
- Comply with ZCSD's Internet Acceptable Use Policy.

Parents & Families

- Establish routines and expectations for your child.
- Take an active role in helping your student progress his/her learning.
- Establish a physical workspace for your child that is quiet, with minimal distractions.
- Check the school's website (www.coppermileelementary.org) often and communicate with the teachers and school as needed.
- If there are special circumstances in which the student cannot "meet" during the scheduled class time, a recorded lesson will be available. You may want to contact the teacher.
- If there are special circumstances in which the student cannot "meet" during the scheduled class time, recorded lessons will be posted on the Moodle page.
- If a student begins the school year in the virtual learning program, then he/she is expected to continue with the virtual learning program through the end of the first semester. In January, there will be an option to return to face-to-face instruction at CME.
- Act quickly to get help from the MIS Technology Help desk when encountering technical difficulties.

Teachers

- Establish routines and procedures for your students.
- Update Moodle daily and/or weekly to keep students and parents abreast of daily classwork, upcoming assignments, projects, and assessments.
- Complete attendance logs daily.
- Communicate often with your students about the platforms and software you'll be using.
- Collaborate with your fellow teachers to plan engaging, high-quality lessons for your students.
- Actively instruct students during the designated class times.
- Record all lessons and post to Moodle.
- Be flexible, as there may be special circumstances in which students cannot "meet" during the scheduled class times.
- Be available for questions through email.
- Communicate with students and parents regularly.

CME Bell Schedule

5th grade

Tardy bell	7:55
1 st period	7:55-8:43
2 nd period	8:46-9:33
3 rd period	9:34-10:22
4 th period	10:23-11:10
5 th period	11:11-12:30
2 nd lunch shift	11:42-12:07
3 rd lunch shift	12:05-12:30
6 th period	12:30-1:17
7 th period	1:18-2:05
8 th period	2:06-2:55

6th grade

Tardy bell	7:55
1 st period	7:55-8:43
2 nd period	8:46-9:33
3 rd period	9:34-10:22
4 th period	10:23-11:10
1 st lunch shift	11:12-11:37
5 th period	11:38-12:29
3 rd lunch shift	12:05-12:30
6 th period	12:30-1:17
7 th period	1:18-2:05
8 th period	2:06-2:55

ZCSD Student Log In

Student User Name:

firstname.lastnameGradYear@zacharystudents.org

Example: john.smith2028@zacharystudents.org(all lower case)

12th gr./2021 • 11th gr./2022 • 10th gr./2023 • 9th gr./2024 • 8th gr./2025 • 7th gr./2026 • 6th gr./2027
5th gr./2028 • 4th gr./2029 • 3rd gr./2030 • 2nd gr./2031 • 1st gr./2032 • K/2033 • Pre-K/2034

Student Password:

FirstInitialLastInitialLast4SSN

Example: js1234 (all lower case)

MIS Technology Help Desk: (225) 286-7803

Monday - Friday from 8:00 a.m. - 5:00 p.m.

Teacher & Staff Email Instructions: first name.last name@zacharyschools.org

Or visit our Staff page on the school's website for email links.

JPAMS Parent Command Center Instructions:

Parent Command Center is the web-based portion of our JPAMS Gradebook that allows parents to login securely and view information about their child's current grades, absences & tardies, discipline, transcript, and standardized test scores.

- Go to zacharyschools.org and scroll to "Parent & Students" in the middle of the page.
- Scroll down to "Parent Command Center."
- OR:
- Go to zacharyhigh.org and scroll to "Quicklinks" in the bottom right corner.
- Scroll down to "Parent Command Center."
- Click on Register New User and fill in the required fields.

The screenshot shows the login page for the Zachary Community School Board Student Progress Center. It features a dark header with the school name. Below the header, there are two main sections: a login area on the left and a registration area on the right. The login area includes a 'User Name' field, a password field with masked characters, a 'Login' button, and a 'Forgot Password?' link. The registration area includes a 'Register New User' button, a 'Help' button, a 'Browse School Courses' button, and a language selection dropdown menu set to 'English'. A timestamp '12.11.17 16:30' is visible at the bottom of the page.

Creating a new account:

- Type the PARENT/GUARDIAN information as reported to the school.
- The PSN Number is the last 5 digits of the student's social security number.
- Choose a secure username and password.
- After registering, parents will access information by using their username and password.
- Once you have logged in, click on your child's p
- Click on Grade at the top to see your child's current grades.

Register New User

Step 1: Verification

NOTE: All information below is asking for PARENT/GUARDIAN information, please enter all information about the PARENT/GUARDIAN registering the account. The PSN number will be provided by the student's school.

Cancel

Relationship : Required

Last Name : Required

First Name :

Middle Name :

PSN Number : Required

Street Address :

Address Line 2 : APT, Lot, Suite

City :

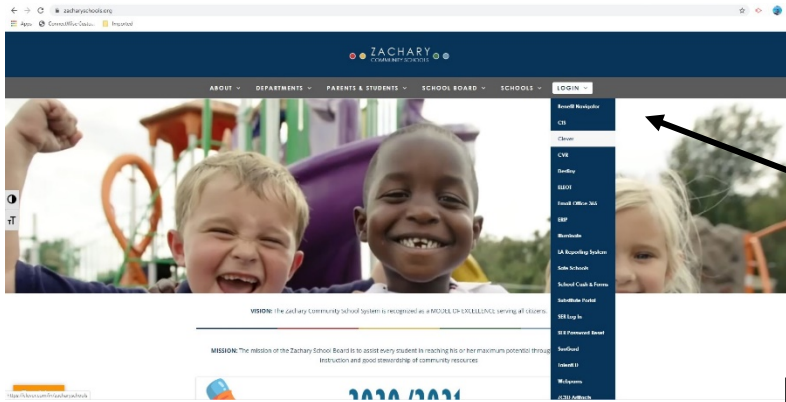
State : LA

Zip :

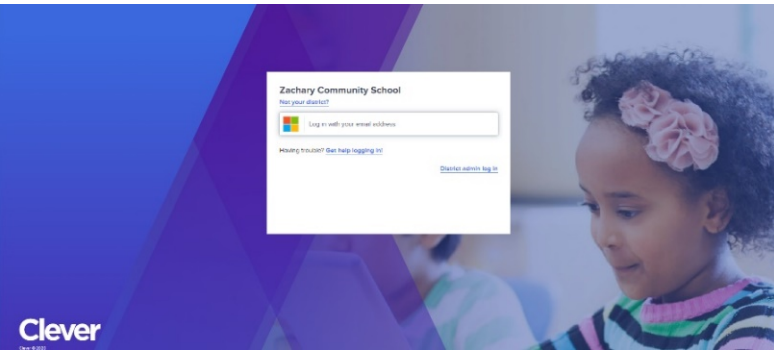
Continue

Clever & Moodle Instructions:

Using Clever will allow you to sign in one time and use multiple platforms.



Begin at www.zacharyschools.org
Hover over the **Login** dropdown
and click to enter **Clever**.




The first time you access Clever, you will need to click and enter your **email** and **password**.

5th Graders' Email
firstname.lastname2028@zacharystudents.org
(5th grade's graduation year is 2028)

6th Graders' Email
firstname.lastname2027@zacharystudents.org
(6th grade's graduation year is 2027)

Password
Initials for first and last name with last 4 digits of student social security number

Example
John.smith2028@zacharystudents.org
js1234



Click to access **Moodle**. You will see a tab for each of your teacher's courses. Click to enter a course and begin exploring.

A few notes for virtual students:

- Fill out the enclosed emergency card. Drop off to school.
- Your child's homeroom teacher will reach out to you soon.