













## EnviroServer® Parts List

### Air Distribution Parts

Picture	Part Number	Description	Where Used
	000-051	Air Supply Elbow 1" slip x ½" compression	At Compressors
	000-043	Air Supply Tee 1" slip x ½" compression x ¼" compression	To distribute air inside ES12 & ES25 tanks
	000-052	Air Supply Cross 1" slip x ½" compression x ½" compression x ¼" compression	To distribute air inside ES6 tank
	304-020	Tubing Tee ½" compression	Not currently used
	000-053	Tubing Tee, Reducing Swivel ½" compression x ½" compression x ¼" compression	For diffuser plumbing to connect needle valve for Airlift.
	304-013	¼" Tubing Adapter ¼" male pipe thread x ¼" compression	For airlift & pressure switches
	301-003	½" Tubing Adapter ½" male pipe thread x ½" compression	For compressors & diffusers
	304-015	½" Swivel Elbow ½" male pipe thread x ½" compression	For diffuser plumbing and for HP200 compressors

## Air Distribution Parts (cont.)

Picture	Part Number	Description	Where Used
	304-022	¼" Bulkhead ¼" compression x ¼" compression	For pressure switch connections in junction box
	000-042	ES6 Air Supply Kit	Includes Air Supply Elbow, Air Supply Cross, Tank Adapter & 8 ft. ½" Tubing
	000-041	ES12/ES25 Air Supply Kit	Includes Air Supply Elbows, Air Supply Tees, Tank Adapters & 8 ft. ½" Tubing
	205-007	¼" air tubing	For airlift & pressure switches
	205-005	½" air tubing	For compressors & diffusers
	902-001	20" Diffuser (ES6)	In ES6 aeration chambers
	902-003	30" Diffuser (ES12/25)	In ES12/25 aeration chambers
	705-007	Airlift O-Ring Buna, Dash# 211	For Airlift return pipe
	000-209	Needle Valve Assembly	For flow control to Airlift Includes ¼" tubing adapters

## Compressors & Compressor Parts

Picture	Part Number	Description	Where Used
	000-010 000-009	HP120LL Compressor Assembly For ES6/ES12 HP200 Compressor Assembly For ES25	Includes compression adapter for ½" tubing. (Tested to meet spec for flow & pressure)
	602-009 602-010 602-036	Rebuild Kit HP100/120 Rebuild Kit HP150/200 Rebuild Kit HP100/120LL (Long Life)	Includes chamber blocks, diaphragms, air filter, safety screw & hardware
	602-017 602-018	HP120 Gasket HP200/HP120LL Gasket	For HP120 air compressors (Not included in rebuild kit) For HP200 & HP120LL air compressors (Not included in rebuild kit)
	602-020 602-021	HP120 'L' Tube HP200/HP120LL 'L' Tube	For HP120 air compressors  For HP200 & HP120LL air compressors (Not included in rebuild kit)
	602-022	HP120/200 Anti Vibration Rubber	For HP120, HP120LL, & HP200 air compressors (Not included in rebuild kit)
	602-024	HP120/200 Filter pad	For HP120, HP120LL, & HP200 air compressors (Included in rebuild kit)
	602-025	HP120/200 Safety Screw	For HP120, HP120LL, & HP200 air compressors (Included in rebuild kit)
	602-030	HP120 Sound Absorber	For HP120 air compressors (Not included in rebuild kit)










## Controller Parts

Picture	Part Number	Description	Where Used
	504-008	Alarm Panel V1.2A	Inside Controller
	504-009	Telemetry Board	Inside Controller
	104-008	Alarm Panel Standoff	Associated Screw: 100-037
	104-005	Telemetry Unit Standoff	Associated Screw: 100-032
	411-013	Circuit breaker 30A	Inside Controller
	411-018	Circuit breaker 6A	Main Power Breaker
	405-005	Fuse Block 6AWG 30A 600V 1.25x.25	For electric pumps Used with Pump Fuse (405-006)
	404-016	Red Terminal Block	
	404-015	Grey Terminal Block	
	404-002	DIN Rail End Cover	
	404-001	DIN Rail End Cap	







## Controller Parts (cont.)

Picture	Part Number	Description	Where Used
	411-011	DIN Rail Blade Disconnect	
	406-011	DIN Rail	In controller
	410-009	Effluent Pump Relay 30A Power relay flange mount	To control effluent pumps Associated Connectors: (1) 404-023 (1) 404-024 (4) 404-025
	000-130	Controller Interface Relay Assembly	Inside Controller To interface telemetry with external 110V sources (e.g. separate controller) Assembly includes base, wiring, etc.
	410-015	Controller Interface Relay	
	000-228	Electric Recirculation Timing Relay Assembly	Inside Controller Assembly includes base, wiring, etc.
	501-001	Electric Recirculation Timing Relay	
	000-229	Surge Arrestor Assembly	Inside Controller Assembly includes bracket & hardware
	412-000	Surge Arrestor	
	000-227	Hour Meter/Cycle Counter Assembly	Inside Controller Assembly includes bracket, hardware & wiring
	504-013	Hour Meter/Cycle Counter	
	000-048	Battery Conversion Kit 9 Volt/AA Battery Snap	Inside Controller For call out in power failure – only needed with Telemetry Option
	409-003	Battery 3.6V Lithium Cell	Inside Controller For call out in power failure – only needed with Telemetry Option







## Controller Parts (cont.)

Picture	Part Number	Description	Where Used
	405-006	Pump Fuse 20A MDL Time Delay	In Fuse Block for effluent pumps
	405-007 405-008	Alarm Board Fuse 1A GMA 5mm x 20mm UV Fuse 2A GMA 5mm x 20mm	For Alarm Board For UV Unit Inside UV Electrical Sub- Assy.
	404-022	Female Disconnect (red) ins. 22-18 .187	Inside J-Box For Pressure Switches (411-006)
	404-023	Female Disconnect (red) ins. 22-18 .250	Inside Controller For Dome Light (402-009) & Effluent Pump Relay (410-009)
	404-024	Female Disconnect (blue) ins. 16-14 .250	Inside Controller For effluent pump relay (410-009)
	404-025	Female Disconnect (yellow) ins. 12-10 .250	Inside Controller For effluent pump relay (410-009)
	404-031	Eye-Hole Connector (red) Ins. 18-22 #6 stud	Inside Controller For alarm ringer / buzzer (402-008)
	404-034	Female Disconnect (red) ins. 18-22 .110	Inside Controller For Low Air/UV Alarm Indicator Light
	402-008	Alarm Ringer/Buzzer Piezo Alarm 103dB 5-15VDC	Inside Controller Associated Connector: (2) 404-031

## Controller Parts (cont.)










Picture	Part Number	Description	Where Used
	402-009	Dome Light Complete R10-SM/Alarm Beacon	Mounted on Controller Associated Connector: (2) 404-025 Used with HLA bulb (402-007)
	402-007	Dome light replacement bulb	Mounted on Controller Inside Dome Light (402-009)
	501-004	Low Air/UV Alarm Indicator Light	Mounted on Controller Associated Connector (2) 404-034
	411-019 411-020	Toggle Switch Toggle Switch Boot	Mounted on Controller
	905-015	MICROSEPTEC Aluminum Label	Mounted on Controller Logo / Name Plate
	905-025	Alarms/Test Aluminum Label	Mounted on Controller Label for alarm indicators and toggle switch
	905-006	Service Contact Number Label	Mounted on Controller

## UV Disinfection Parts









Picture	Part Number	Description	Where Used
	904-005	UV Quartz Frame Sub-Assembly	For UV disinfection unit
	000-219	UV Replacement Bulb Assembly	For UV disinfection unit Includes dielectric grease
	000-216	UV Electrical Sub-Assembly Pre-wired	For UV disinfection unit Includes dielectric grease
	000-057	6' UV Lamp Cord Assembly (std.)	For UV disinfection unit Includes dielectric grease
	000-058	10' UV Lamp Cord Assembly	
	000-056	UV Lamp Cord Fitting Assembly	For UV disinfection unit
	401-013	UV Power & Signals Cable (5')	For UV disinfection unit









## Other Parts

Picture	Part Number	Description	Where Used
	411-006	Pressure Switch – Normally Open contacts	Associated Connectors: (2) 404-022
	000-231	Pressure Switch Assembly Wired for ES6	Includes wire, connectors, short length of ¼" tubing
	000-232	Pressure Switch Assembly Wired for ES12/ES25	Includes wire, connectors, short lengths of ¼" tubing
	411-023	Float Switch with 10' Cable Mechanical, Wide Angle	In Tank
	411-024	Float Switch with 30' Cable Mechanical, Wide Angle	
	111-003	4-Float Bracket	Associated Hardware: (2) 101-001 Bolt (3/8" x 1" 18-8 SS) (2) 108-007 Nut (3/8" 18-8 SS) (4) 102-016 Washer (3/8" 18-8 SS)
	111-001	3-Float Bracket	
	000-101	Seal tight Connector PG11- complete	In Tank / Installed on J-Box For float, UV, & Power Cables.
	707-009	6" Effluent Filter Cartridge	For effluent filter
	000-021	Effluent Filter Handle Extension Assembly	For effluent filter Includes saddle tee, SS clamps & handle
	300-012	1" Tank Adapter Socket x Thread-PVC	For pipe penetrations through tank
	300-013	1 ½" Tank Adapter Socket x Thread-PVC	

## Other Parts (cont.)

Picture	Part Number	Description	Where Used
	901-015	24" Riser Extension	Tank
	901-009	Riser Lid	Tank 901-008 – Riser Lid & Ring Assembly
	901-007	Riser Lid Adapter Ring	Tank 901-008 – Riser Lid & Ring Assembly
	101-006 101-007 101-003 101-004	Secure Lid Screw-button head Hex Lid Screw-button head Secure Lid Screw-flat head Hex Lid Screw-flat head	For riser lids Current: button head Old style: flat head
	906-000	Security Hex Key 3/16" hex, 1" length	To access risers
	000-055 000-054 302-003	3/4" Clamp Assembly 3/4" Double Clamp Assembly 3/4" Pipe Clamp (only)	For upper diffuser plumbing & airlift pump For lower diffuser plumbing (include screws, washers, etc.)
	805-007	Poly Rope Tether Assembly	For tethering pumps, includes SS i-bolt, nuts & washers
	811-001 811-003	Desiccant - large Desiccant - small	Inside Controller  (2) in UV Electrical Sub-Assembly & 6" j-box, (1) in 4" j-box

# Literature

Picture	Description	Picture	Description
	<p>Owner's Manual</p>		<p>Specifications Book</p>
	<p>Installation Manual</p>		<p>Service Manual</p>
	<p>Controller Quick Reference Sheet (laminated, double-sided, in controller)</p>		<p>Parts Reference Guide (laminated, double-sided)</p>