

LISA ARMCHAIR





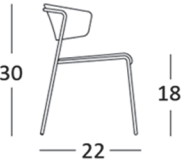


With its award-winning design, the Lisa chair is inspired by the elegant interiors of the 1950's and 60's. The slimline tubular structure envelops and supports the backrest of both the armchairs and chairs, featuring a padded or wooden seat. Lisa fits effortlessly into any contract or household setting thanks to the use of sophisticated finishes and materials.

See *Materials Catalog* for details on Finishes and Fabrics

- Contract
- Stackable
- Indoor Use

Style No: 2851



FRAME	Tubular steel - .63 inch (16 mm) diameter								
FINISHES									
	CR	VA	OS	NL					
FABRICS									
STANDARD	TX	EPX	V4X	V3X					
ALTERNATE	TY	EPY	V4Y	V3Y	AY	WFY	CNY	TC	
DIMENSIONS									
	Inches				Centimeters				

CERTIFICATION	 Conforme / Compliant with EN 16139:2013
---------------	---

AWARDS	  
--------	---