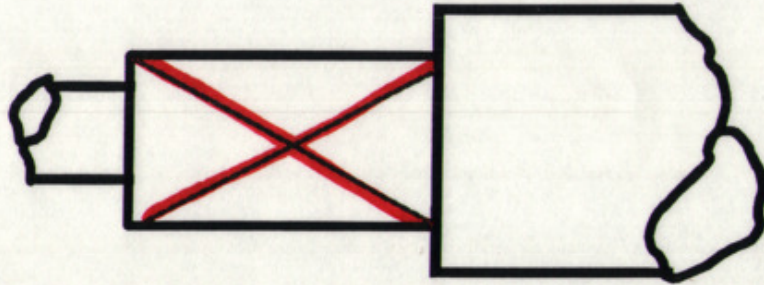


TOTAL REPAIR OF ENTIRE DIAMETER




wrong




DO NOT PREPARE AS FOR SPRAY METAL OR WELD REPAIR!

RIGHT



MACHINE OR GRIND STRAIGHT ACROSS - DO NOT NOTCH IN!



**BREAK EDGE TO ALLOW FOR BUILDUP
MAXIMUM RADIUS WHENEVER POSSIBLE!**