

# INTERNATIONAL LIBERTY HORSE ASSOCIATION

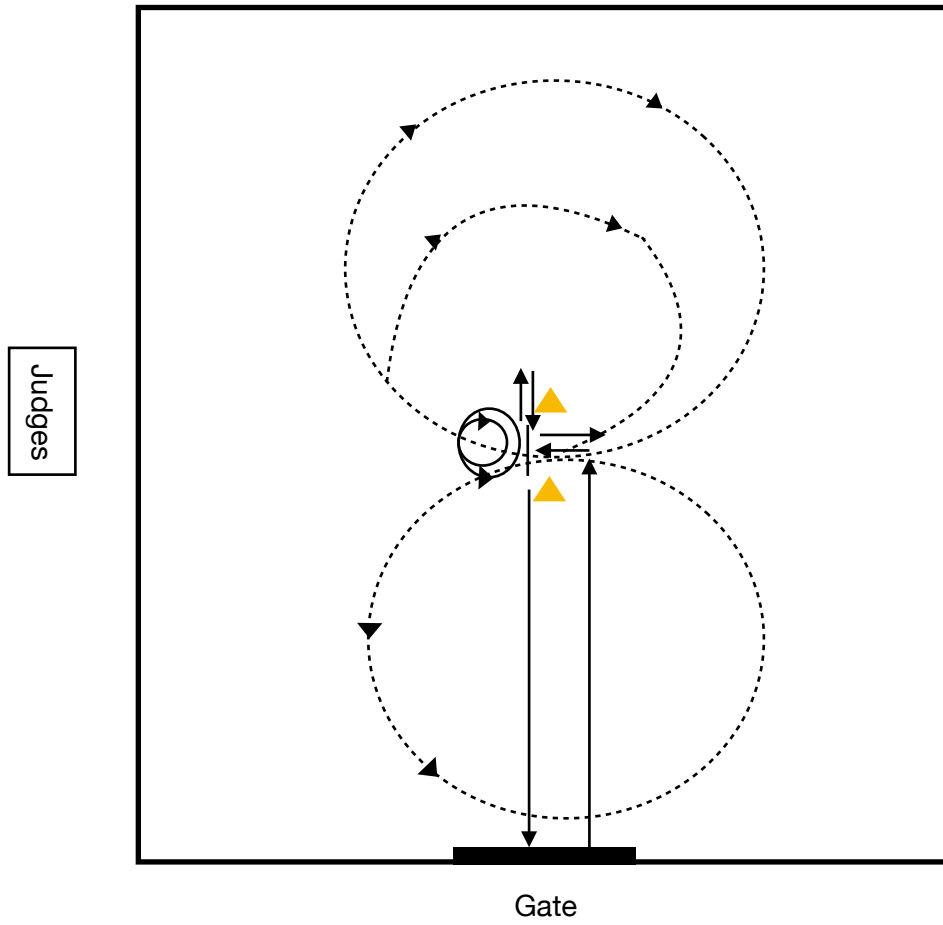
## Bridleless Novice Pattern 1

(Note: Use of a neck rope is optional. No deduction will occur for using a neck rope, however, lack of a neck rope will increase the Degree of Difficulty score.)

1. Walk to center of arena.
  2. Turn to face judges and stop.
  3. Trot 1 large circle to the right.
  4. Stop at center.
  5. Side pass 6 steps to the right.
  6. Side pass 6 steps to the left.
  7. Trot 1 large circle to the left.
  8. Stop at center.
  9. Complete 2 pivots to the left, on the haunches or forehand.
  10. Complete 2 pivots to the right, on the haunches or forehand.
  11. Trot 3/4 of a circle to the right.
  12. Walk to center of the circle.
  13. Stop at center.
  14. Back 4 steps.
- Exit arena at a walk.

# INTERNATIONAL LIBERTY HORSE ASSOCIATION







## BRIDLELESS Novice Pattern 1



▲ - Cones

# INTERNATIONAL LIBERTY HORSE ASSOCIATION

## LEGEND FOR PATTERNS

	Walk
	Trot
	Canter
	Liberty Horse traveling away from ridden horse
LD	Lay Down
R	Rear
SLC	Simple Lead Change
FLC	Flying Lead Change
LC	Lead Change of any kind
	Stop
	Direction of Movement