

INTERNATIONAL LIBERTY HORSE ASSOCIATION

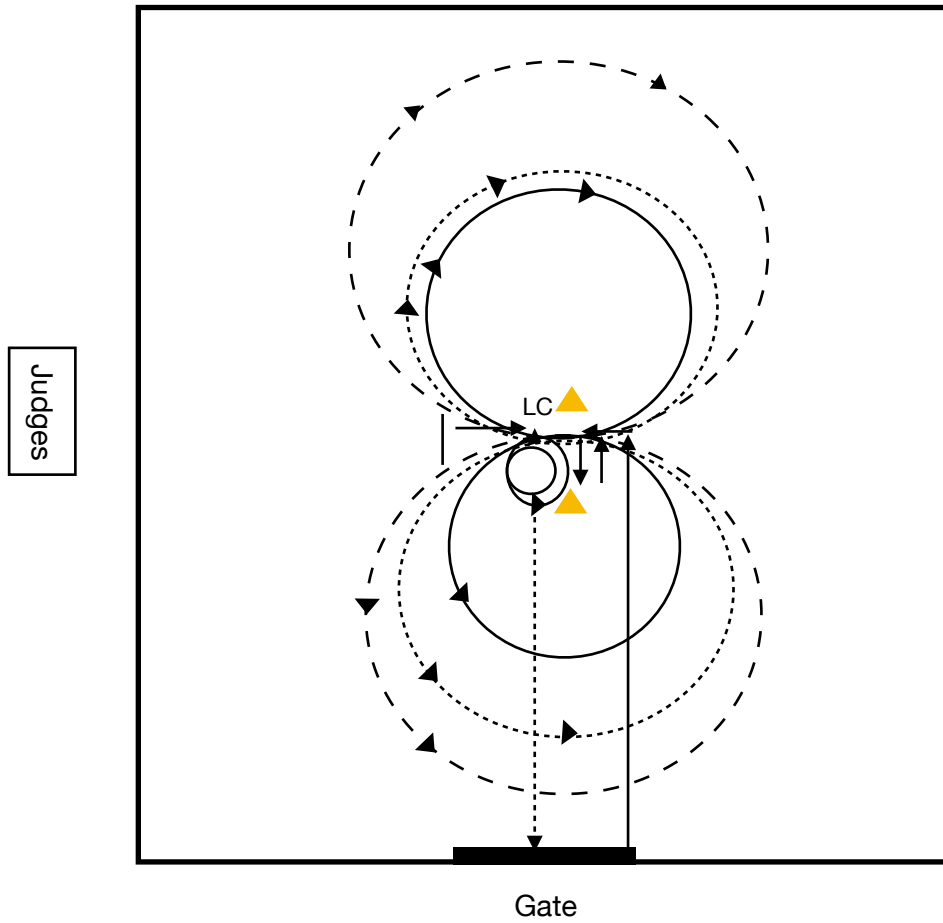
Bridleless Distinguished Pattern 1

(Note: Use of a neck rope is optional. No deduction will occur for using a neck rope, however, lack of a neck rope will increase the Degree of Difficulty score.)

1. Walk to center of arena.
2. Turn to face judges and stop.
3. Side pass 6 steps to the left.
4. Side pass 6 steps to the right.
5. Walk 1 small circle to the right.
6. Trot 1 small circle to the right.
7. Canter 1 large circle to the right.
8. Simple or flying lead change through the center.
9. Canter 1 large circle to the left.
10. Trot 1 small circle to the left.
11. Walk 1 small circle to the left.
12. Stop at center.
13. Back 6 steps.
14. Complete 2 pivots to the left, on the haunches.
15. Complete 2 pivots to the right, on the haunches.
16. Stop facing judges.
17. Exit arena at a trot.

INTERNATIONAL LIBERTY HORSE ASSOCIATION







BRIDLELESS Distinguished Pattern 1



▲ - Cones

INTERNATIONAL LIBERTY HORSE ASSOCIATION

LEGEND FOR PATTERNS

	Walk
	Trot
	Canter
	Liberty Horse traveling away from ridden horse
LD	Lay Down
R	Rear
SLC	Simple Lead Change
FLC	Flying Lead Change
LC	Lead Change of any kind
	Stop
	Direction of Movement