

# INTERNATIONAL LIBERTY HORSE ASSOCIATION

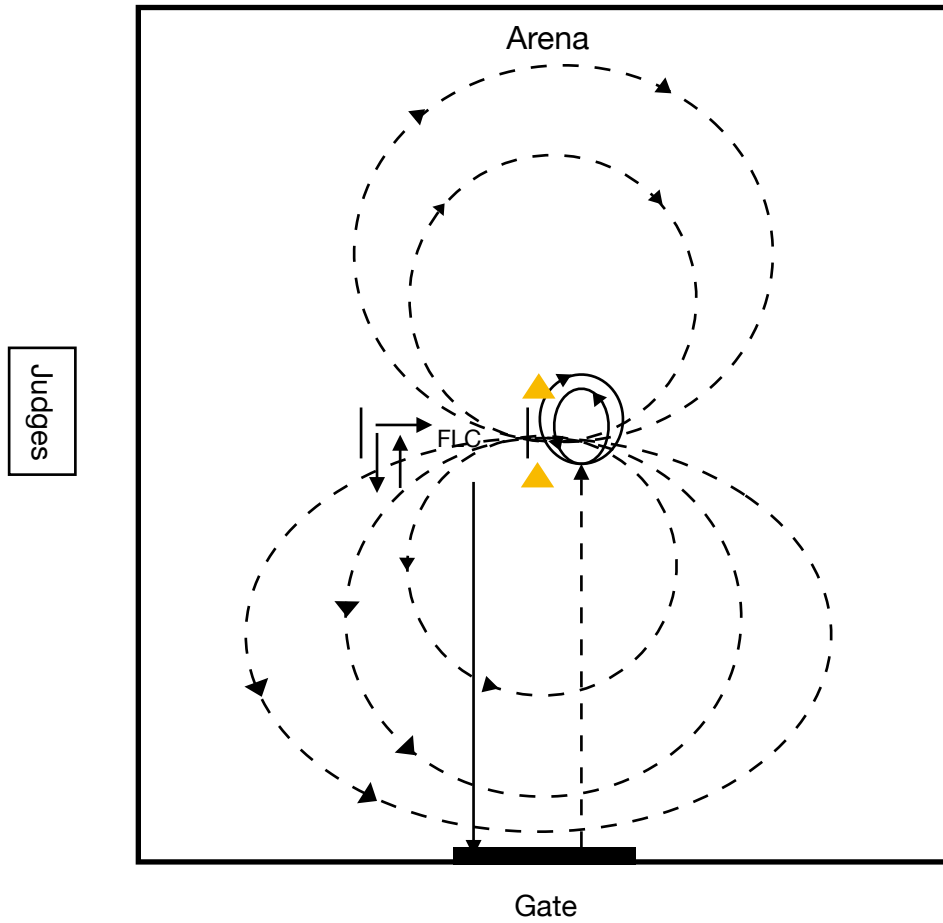
## Bareback & Bridleless Advanced Pattern 1

(Note: Use of a neck rope is optional. No deduction will occur for using a neck rope, however, lack of a neck rope will increase the Degree of Difficulty score.)

1. Canter to the center of arena.
  2. Stop.
  3. Complete 2 pivots to the right, on the haunches.
  4. Complete 2 ¼ pivots to the left, on the haunches.
  5. Stop facing judges.
  6. Canter 1 large, fast circle to the left.
  7. Canter 2 small, slow circles to the left.
  8. Flying lead change through the center.
  9. Canter 2 small, slow circles to the right.
  10. Canter 1 large, fast circle to the right.
  11. Flying lead change through the center.
  12. Canter 1 large circle to the left around the end of arena.
  13. Stop at center—judges on rider's left.
  14. Back 6 steps.
  15. Side pass 6 steps to the left.
  16. Side pass 6 steps to the right.
- Exit at a walk.

# INTERNATIONAL LIBERTY HORSE ASSOCIATION







## BAREBACK & BRIDLELESS Advanced Pattern 1



▲ - Cones

# INTERNATIONAL LIBERTY HORSE ASSOCIATION

## LEGEND FOR PATTERNS

	Walk
	Trot
	Canter
	Liberty Horse traveling away from ridden horse
LD	Lay Down
R	Rear
SLC	Simple Lead Change
FLC	Flying Lead Change
LC	Lead Change of any kind
	Stop
	Direction of Movement