

INTERNATIONAL LIBERTY HORSE ASSOCIATION

LEVEL 4 - Liberty Team (2+ horses)

Intermediate Pattern 1

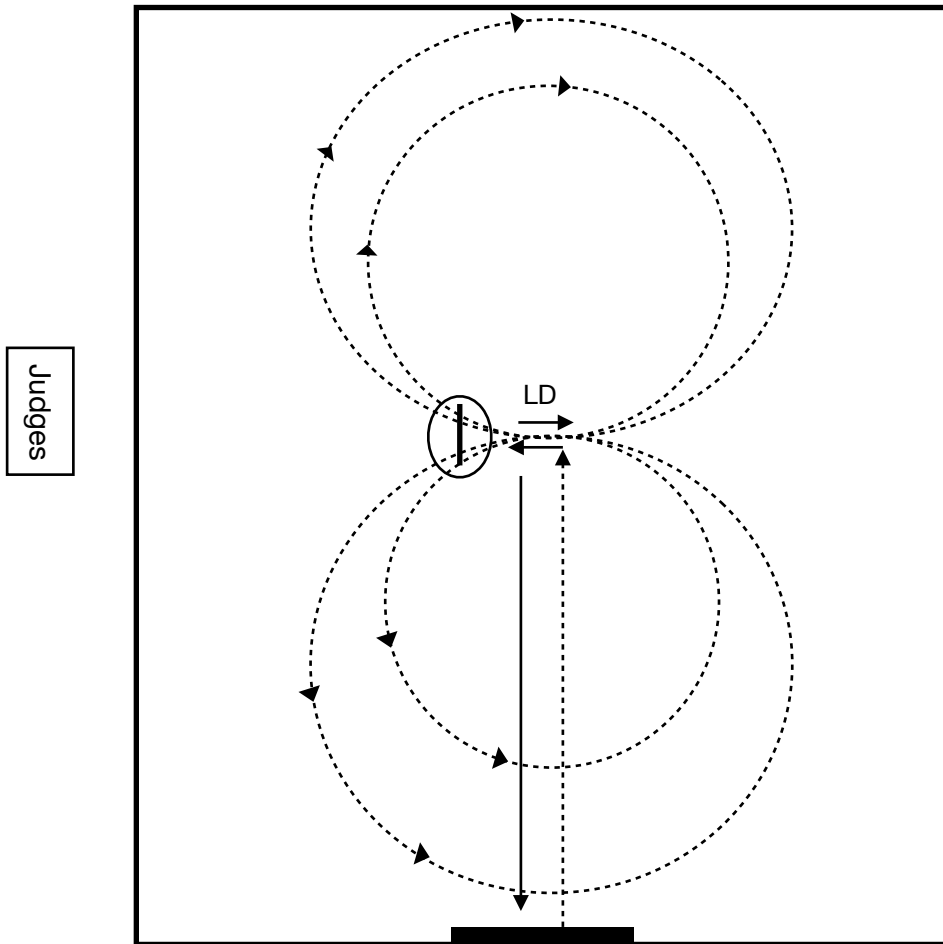
(All Liberty Team classes are for handler and 2 or more horses working on the ground.)

1. Trot to center of arena with Liberty team following.
2. Turn to face judges and stop.
3. Trot 1 large circle to the left with Liberty team following at right shoulder.
4. Change direction through center.
5. Trot 1 large circle to the right with Liberty team following at right shoulder.
6. Stop at center.
7. Demonstrate a stop cue and walk around Liberty team.
8. Trot Liberty team 2 small circles around handler to the left.
9. Change direction through center.
10. Trot Liberty team 2 small circles around handler to the right.
11. Stop Liberty team at center.
12. Back Liberty team 4 steps.
13. Separate horses and lay one horse down.
14. Other horse stands at a stop cue.
15. Ask laying down horse to stand and rejoin other liberty horse.

Exit arena







INTERNATIONAL LIBERTY HORSE ASSOCIATION

LEVEL 4 - Liberty Team (2+ horses)
Intermediate Pattern 1



INTERNATIONAL LIBERTY HORSE ASSOCIATION

LEGEND FOR PATTERNS

	Walk
	Trot
	Canter
	Liberty Horse traveling away from ridden horse
LD	Lay Down
R	Rear
SLC	Simple Lead Change
FLC	Flying Lead Change
LC	Lead Change of any kind
	Stop
	Direction of Movement