

INTERNATIONAL LIBERTY HORSE ASSOCIATION

LEVEL 4 - Liberty Team (2+ horses)

Distinguished Pattern 1

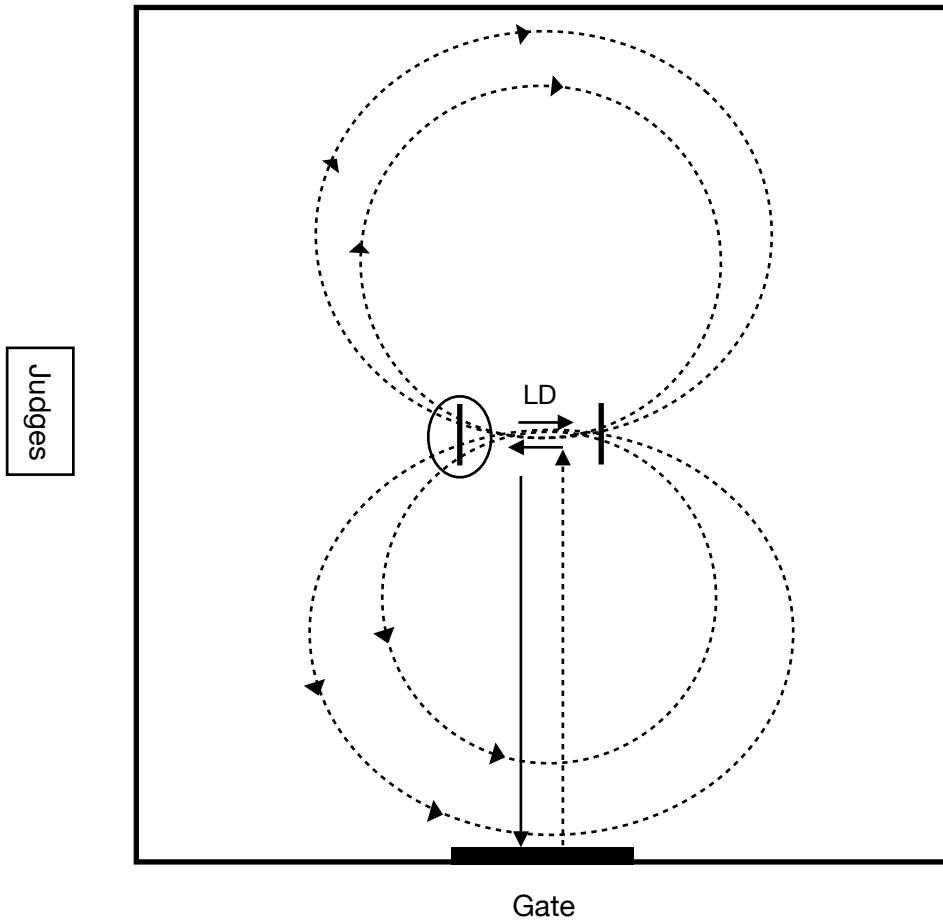
(All Liberty Team classes are for handler and 2 or more horses working on the ground.)

1. Trot to center of the arena with Liberty team following.
2. Turn to face judges and stop.
3. Trot Liberty team 3 small circles around handler to the left.
4. Trot Liberty team 2 large circles around handler to the left.
5. Change direction through center.
6. Trot Liberty team 3 small circles around handler to the right.
7. Trot Liberty team 2 large circles around handler to the right.
8. Stop Liberty team at center.
9. Demonstrate a stop cue and walk around Liberty team.
10. Separate horses and lay down both horses.
11. Stand horses up and move back together.
12. Back Liberty team 4 steps.
13. Demonstrate stop cue and walk at least 10ft. away from Liberty team.
14. Call Liberty team to handler.

Exit arena







INTERNATIONAL LIBERTY HORSE ASSOCIATION

LEVEL 4 - Liberty Team (2+ horses)
Distinguished Pattern 1



INTERNATIONAL LIBERTY HORSE ASSOCIATION

LEGEND FOR PATTERNS

	Walk
	Trot
	Canter
	Liberty Horse traveling away from ridden horse
LD	Lay Down
R	Rear
SLC	Simple Lead Change
FLC	Flying Lead Change
LC	Lead Change of any kind
	Stop
	Direction of Movement