

INTERNATIONAL LIBERTY HORSE ASSOCIATION

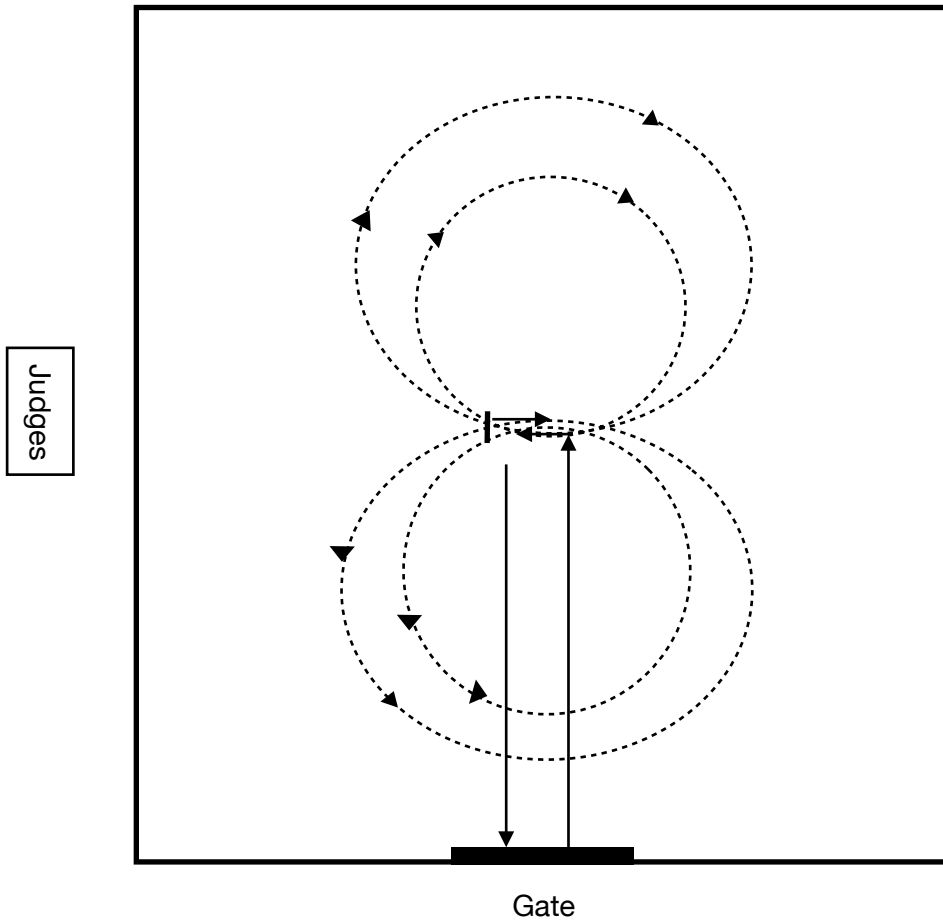
LEVEL 2 - Liberty Horse

Liberty Horse Novice Pattern 1

1. Walk to center of arena with horse traveling at either shoulder or following.
2. Turn to face judges and stop.
3. Trot 2 small circles to the left with horse traveling at either shoulder or following.
4. Change direction through center.
5. Trot 2 small circles to the right with horse traveling at either shoulder or following.
6. Stop at center.
7. Trot horse 2 circles around handler to the left.
8. Change direction through center.
9. Trot horse 2 circles around handler to the right.
10. Stop horse at center
11. Back horse 4 steps
Exit arena







INTERNATIONAL LIBERTY HORSE ASSOCIATION

LEVEL 2 - Liberty Horse Level 2 Novice Pattern 1



INTERNATIONAL LIBERTY HORSE ASSOCIATION

LEGEND FOR PATTERNS

	Walk
	Trot
	Canter
	Liberty Horse traveling away from ridden horse
LD	Lay Down
R	Rear
SLC	Simple Lead Change
FLC	Flying Lead Change
LC	Lead Change of any kind
	Stop
	Direction of Movement