

INTERNATIONAL LIBERTY HORSE ASSOCIATION

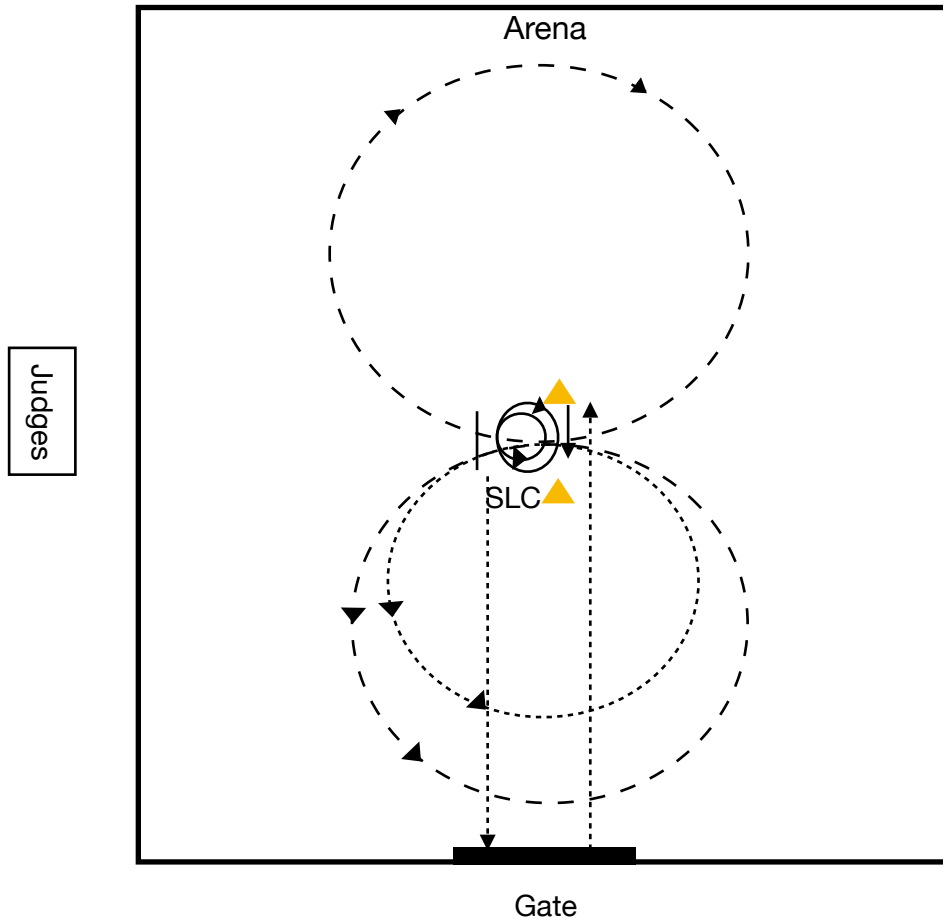
Bridleless Intermediate Pattern 1

(Note: Use of a neck rope is optional. No deduction will occur for using a neck rope, however, lack of a neck rope will increase the Degree of Difficulty score.)

1. Trot past center of arena.
 2. Stop.
 3. Back a minimum of 4 steps to the center of arena.
 4. Complete 1 $\frac{3}{4}$ pivots to the right, on the haunches.
 5. Complete 2 pivots to the left, on the haunches.
 6. Stop facing judges.
 7. Canter 1 large circle to the right.
 8. Simple lead change through center.
 9. Canter 1 large circle to the left.
 10. Trot 1 small circle to the left.
 11. Stop at center.
- Exit arena at a trot.

INTERNATIONAL LIBERTY HORSE ASSOCIATION







BRIDLELESS Intermediate Pattern 1



▲ - Cones

INTERNATIONAL LIBERTY HORSE ASSOCIATION

LEGEND FOR PATTERNS

	Walk
	Trot
	Canter
	Liberty Horse traveling away from ridden horse
LD	Lay Down
R	Rear
SLC	Simple Lead Change
FLC	Flying Lead Change
LC	Lead Change of any kind
	Stop
	Direction of Movement