

INTERNATIONAL LIBERTY HORSE ASSOCIATION







Bridleless Advanced Pattern 1

(Note: Use of a neck rope is optional. No deduction will occur for using a neck rope, however, lack of a neck rope will increase the Degree of Difficulty score.)

1. Canter past center of arena.
2. Stop.
3. Back a minimum of 6 steps to the center of arena.
4. Complete 2 pivots to the right, on the haunches.
5. Complete 1 ¼ pivots to the left, on the haunches.
6. Stop facing judges.
7. Canter 1 small, slow circle to the right.
8. Canter 1 large, fast circle to the right.
9. Flying lead change through the center.
10. Canter 1 large, fast circle to the left.
11. Canter 1 small, slow circle to the left.
12. Flying lead change through the center.
13. Canter 1/2 small, slow circle to the right.
14. Trot 1 circle to the right.
15. Left leg yield on the diagonal at the trot.
16. Right leg yield on the diagonal at the trot.
17. Trot around the end of arena and up the center line.
18. Stop.
19. Back out of arena.

INTERNATIONAL LIBERTY HORSE ASSOCIATION

LEGEND FOR PATTERNS

	Walk
	Trot
	Canter
	Liberty Horse traveling away from ridden horse
LD	Lay Down
R	Rear
SLC	Simple Lead Change
FLC	Flying Lead Change
LC	Lead Change of any kind
	Stop
	Direction of Movement