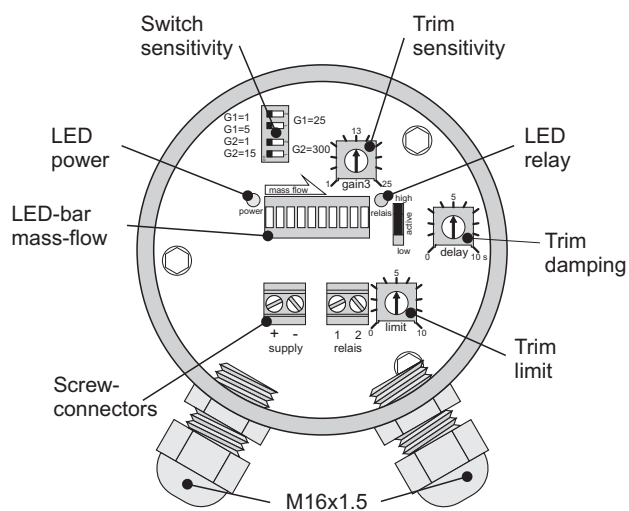
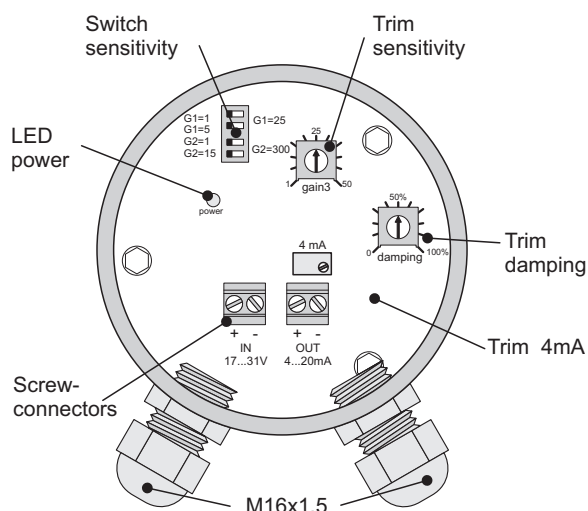


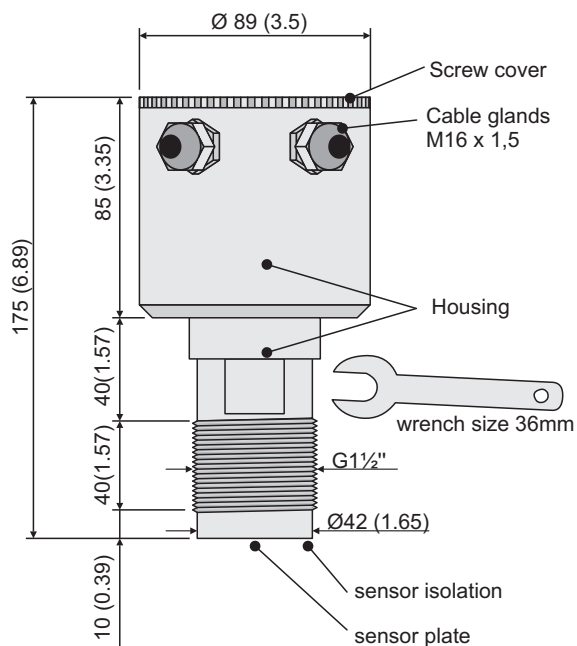
Switching output: DYNAguard P01 and P02



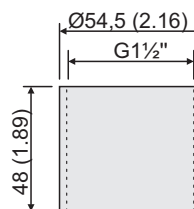
Analog output: DYNAguard P20



Dimensions in mm (in)



Accessory: thread bush



Ordering key

DYNAguard A/B/C/D/E/F/G

A: Output

P01: Relay
P02: Transistor
P20: Analog output 4-20mA

B: Thread size

G1,5: G 1 1/2"

C: Material of sensor plate

20: 1.4571 (AISI 316Ti)

D: Material of sensor insulation

20: PTFE

30: Peek

51: PA (standard)

E: Material of seals

00: NBR (standard)

10: FPM

20: silicone

F: Certificates

00: without

Ex2: ATEX-Zone 2 and 22

II 3G EEx nA II T4

II 3D IP67 T100°C

G: Accessories

00: without

01: thread bush 1.4301 (AISI 304)

02: thread bush 1.4571 (AISI 316Ti)

technical data subject to change without notice



DYNA Instruments

Instrumentation for Powder and Bulk Industries

Contact your national or area sales and service office