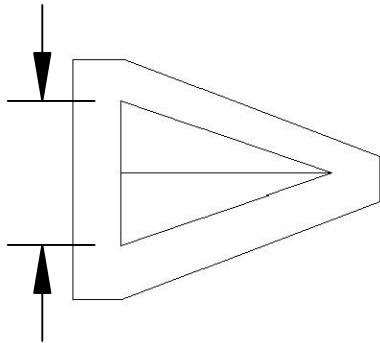



RUTLAND GUTTER SUPPLY LLC

rutlandguttersupply@yahoo.com Ph: 407-859-1119 Fax: 407-859-1123

DORMER ROOF VENT PYRAMID



PLAN VIEW

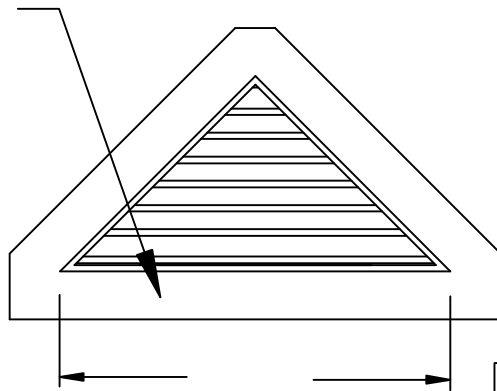


ISO VIEW

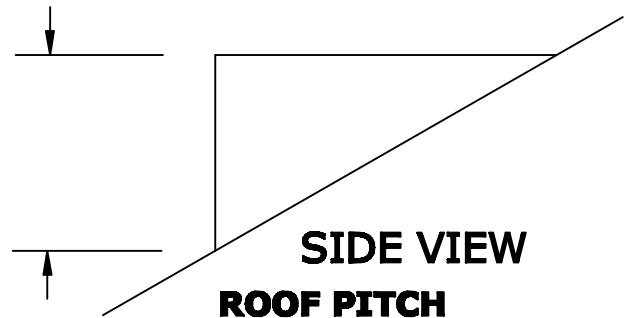
6" FLANGE
TYPICAL



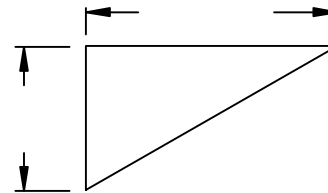
LOUVER
SECTION
VIEW



FRONT VIEW



SIDE VIEW
ROOF PITCH



To determine roof pitch:
Use a straight edge atleast 12" long,
Put corner on roof, holding vertically
level.

At the 12" point, measure down. This
is your roof pitch.

EXAMPLE: 12"



**PLEASE FILL IN ALL MISSING
DIMENSIONS INCLUDING
MATERIAL & ROOF PITCH.
THEN FAX BACKFOR A PRICE
QUOTE.**

****Use 50sq. inch of free air per
square foot of louver
(HxW=square feet)****

Company:

Item:

Date:

Material:

Signature:

Notes:

CUSTOM ORDERS CAN NOT BE RETURNED