

MDE Semiconductor, Inc.

201 Shipyard Way, Unit C, Newport Beach, CA U.S.A. 92663 Tel: 760-564-8656 • Fax: 760-564-2414

1-800-831-4881 Email: sales@mdesemiconductor.com Web: www.mdesemiconductor.com

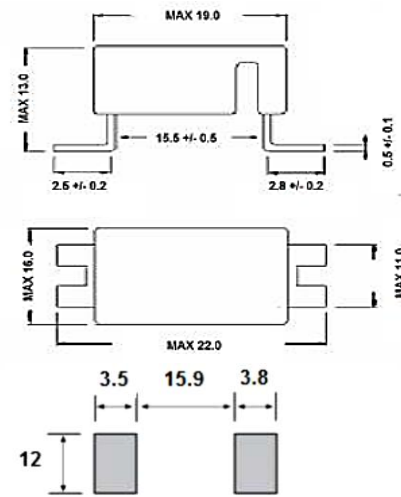
SMDMAX15KA Series

Surface Mount Power Transient Voltage Suppressor

Stand-off Voltage 33 to 76 Volts

FEATURES

- Glass passivated junction
- Bi-directional
- RoHS Compliant
- 15000A surge capability at 8 x 20µsec waveform
(per IEC-61000-4-5)
- Excellent clamping capability
- Coated Powder has UL
- Flammability Classification 94V-0
- Material Surface Flatness Specification max value 0.4mm
- Operating and storage Temp -40°C to +125°C



Recommended mounting footprint(mm)

UNIT: mm

MECHANICAL DATA

Terminals: Ag Plated, solderable per MIL-STD-750, Method 2026

Mounting Position: Any

Weight: 8.0 ± 1g

DEVICES FOR BIPOLAR APPLICATIONS

Bidirectional use C or CA Suffix. Electrical characteristics apply in both directions.

MAXIMUM RATINGS AND CHARACTERISTICS

part number	Stand Off Voltage (V _{so})	Max. Reverse Leakage (I _r) @ V _{so}	Reverse Breakdown Voltage (V _{BR}) @ I _T (Volts)		Test Current I _T	Max. Clamping Voltage V _{CL} @ Peak Pulse Current (I _{PP}) (Note 1)	
	Volts		Min.	Max.		mA	V _{CL} Volts
SMDMAX15KA-33CA	33	80	36.7	40.6	10	62	15000
SMDMAX15KA-54CA	54	20	60.0	66.3	10	101	15,000
SMDMAX15KA-58CA	58	20	64	70	10	110	15,000
SMDMAX15KA-66CA	66	20	72	80	10	120	15,000
SMDMAX15KA-76CA	76	20	85.0	95.0	10	150	15,000

NOTE 1 : Using 8x20µS Wave shape defined in IEC 61000-4-5

MDE Semiconductor, Inc.

201 Shipyard Way, Unit C, Newport Beach, CA U.S.A. 92663 Tel: 760-564-8656 • Fax: 760-564-2414

1-800-831-4881 Email: sales@mdesemiconductor.com Web: www.mdesemiconductor.com

SMDMAX15KA Series

Surface Mount Power Transient Voltage Suppressor

Stand-off Voltage 33 to 76 Volts

Ratings and Characteristic Curves (TA=25°C unless otherwise noted)

Fig.1 - Test Pulse Waveform

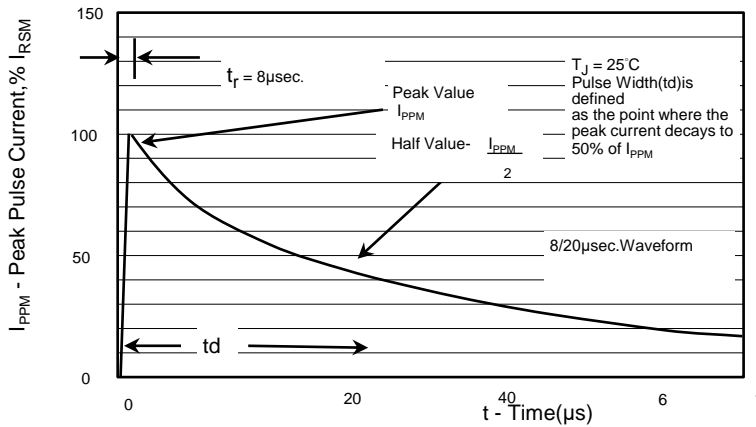


Fig.2 - Pulse Derating Curve

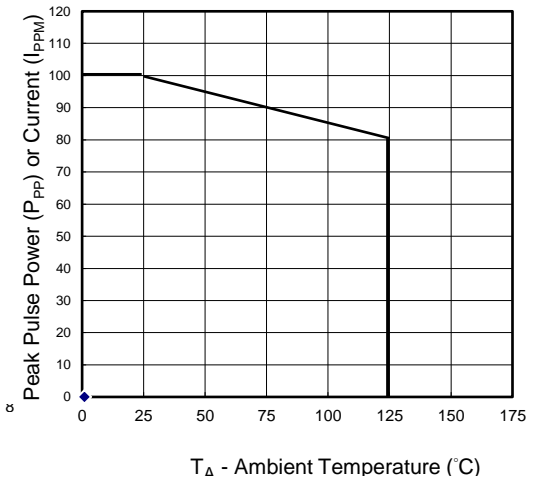


Fig. 3 - Peak Pulse Power Rating Curve

