

MBD[®] Model 3620

Vertical Industrial Bandsaw



Innovative design and outstanding value

- 36" Diameter band wheels
- 20" Under guide capacity
- Motors from 3 HP to 25 HP
- Fixed or variable band speeds
- Rugged and built to last
- Made in the USA

Warsaw Machinery, Inc.

www.warsawmachinery.com

f0015


610 South Detroit Street
Warsaw, IN 46580
Phone: 574-267-5355
Fax: 574-267-5366
info@warsawmachinery.com



Rugged Construction


Bandsaw Frame

- Fabricated structural steel frame
- Component mounting surfaces are accurately machined in one set-up assuring perfect alignment




Blade Tension and Tracking

- Way and slide are precision machined iron castings
- Screw adjustment for blade tension
- Rotation adjustment to tilt wheel for blade tracking




Blade Drive

- V-belt drive is simple and compact
- Industrial motor is totally enclosed and fan cooled



Upper and Lower Axes

- 2" diameter fixed shafts
- Tapered roller bearing pairs
- Cast iron hubs
- Automatic electric brakes



Warsaw Machinery, Inc.

www.warsawmachinery.com


f0015

610 South Detroit Street
Warsaw, IN 46580
Phone: 574-267-5355
Fax: 574-267-5366
info@warsawmachinery.com




Wheels and Tires

- Machined and balanced cast aluminum wheels
- Press-on rubber tires are steel reinforced and ground




Upper Blade Guide

- Guide post is precision ground
- Guide post is manually gear adjusted
- Swing away blade guard



Table

- Blanchard ground cast iron table
- Heavily ribbed and balanced for easy tilting



Specifications	
Motor	3 to 25 HP
Blade Speed	2,650 to 11,700 Feet Per Minute
Under Guide Capacity	20"
Throat Capacity	35.5"
Table Size (Main)	36" x 37"
Table Size (Auxiliary)	16" x 19"
Table Tilt	45° Right & 5° Left
Wheel Type	Rigid Aluminum, Balanced
Wheel Diameter	36"
Tires	Rubber Press-On, Steel Core
Upper Wheel Adjustment	5"
Brakes	Electric Drum, Both Wheels
Blade Length	19' 6"
Blade Width	Up to 1.25"
Guide Post	Manually Gear Adjusted
Work Light	Standard
Electrical	Specify Voltage at Order

Available Options

- Left-Hand Machine Frame
- Variable Blade Speeds
- Hydraulic Blade Tensioning
- Increased Under Guide Capacity
- Rip Fence
- Miter Gauge