



POORNA VIKASA VIDYALAYA

#72/1, Vadrappalya, 8th Phase, J.P Nagar, Bengaluru – 560083

Contact Number: 7090379037

E-mail: contact@pvvschool.com

Web: www.pvvschool.com

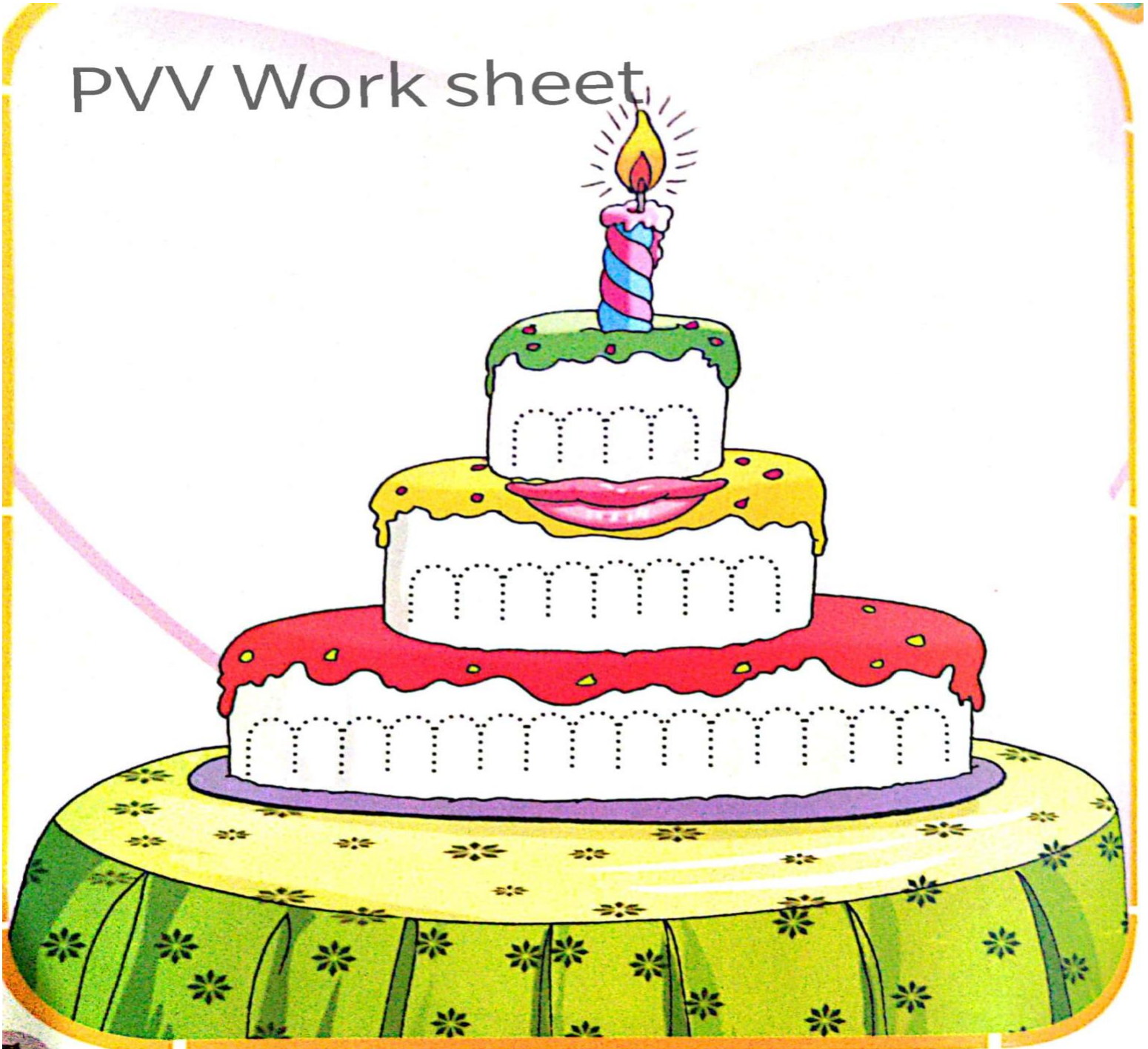
Class: mont 1

Date: 24/7/2020

Student Name: _____

Trace the pattern given in the picture and decorate the cake:

PVV Work sheet





POORNA VIKASA VIDYALAYA

#72/1, Vadarapalya, 8th Phase, J.P Nagar, Bengaluru – 560083

Contact Number: 7090379037

E-mail: contact@pvvschool.com

Web: www.pvvschool.com

Long and Short PVV Work sheet

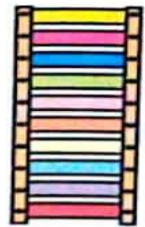

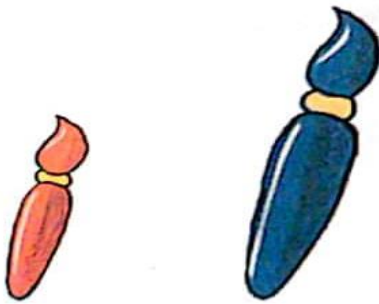


This is a **long** pencil.



This is a **short** pencil.

Tick (✓) the longer object and circle (○) the shorter object.





POORNA VIKASA VIDYALAYA

#72/1, Vadrappalya, 8th Phase, J.P Nagar, Bengaluru – 560083

Contact Number: 7090379037

E-mail: contact@pvvschool.com

Web: www.pvvschool.com

Activity Time

Tear small pieces of green glaze paper and paste on the pear. **PVV Work sheet**





POORNA VIKASA VIDYALAYA

#72/1, Vadrappalya, 8th Phase, J.P Nagar, Bengaluru – 560083

Contact Number: 7090379037

E-mail: contact@pvvschool.com

Web: www.pvvschool.com

Pat-a-Cake

PVV Work sheet

Pat-a-cake, Pat-a-cake, baker's man,
Bake me a cake as fast as you can.
Roll it and pat it and mark it with B,
And put it in the oven for baby and me.

