
ICMART PRELIMINARY WORLD REPORT 2013

Global ART Monitoring
ESHRE 2017

ICMART is a non-State actor in
official relations with the World
Health Organization.



David Adamson: USA/Canada

Fernando Zegers: Chile

Jacques de Mouzon: France

Osamu Ishihara: Japan

Silke Dyer: South Africa

Ragaa Mansour: Egypt


Manish Banker: India

Georgina Chambers: Australia

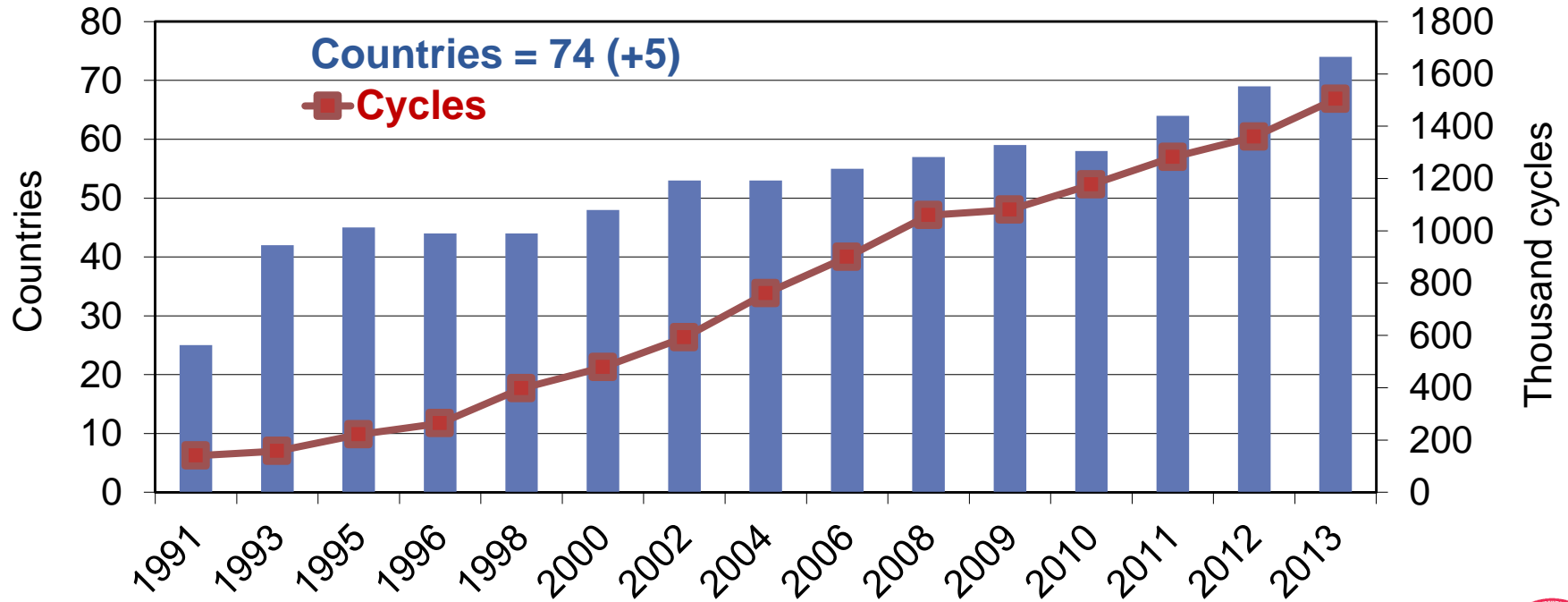
Disclosure



The authors declare that they have no commercial or financial interest pertaining to the subject of this presentation or its content.



World Report Coverage History



2013: 1,503,879 cycles: Increase from 2012 = 143,897 (10.6%)

10 Main Contributors

Japan	368,627
US	147,576
France	89,583
Spain	83,724
Germany	76,422
Russia	68,665
Australia	64,059
Italy	62,477
UK	62,343
Israel	39,184



71%
of
1,503,879 cycles

Participation and Coverage

- 74 countries: 25 in 1991 ➡ 69 in 2012
 - Almost all of Europe, the Americas, Australia-NZ
 - Missing countries : Middle-East, Asia
 - 12 African countries (Benin, Cameroon, Ghana, Ivory coast, Mali, Mauritius, Morocco, Nigeria, South Africa, Togo, Tunisia)
- 2,638 clinics (+87): 72 % of all clinics in reporting countries
- 33 countries >90% coverage (-3); 30 full (=)

63-70% of World ART activity

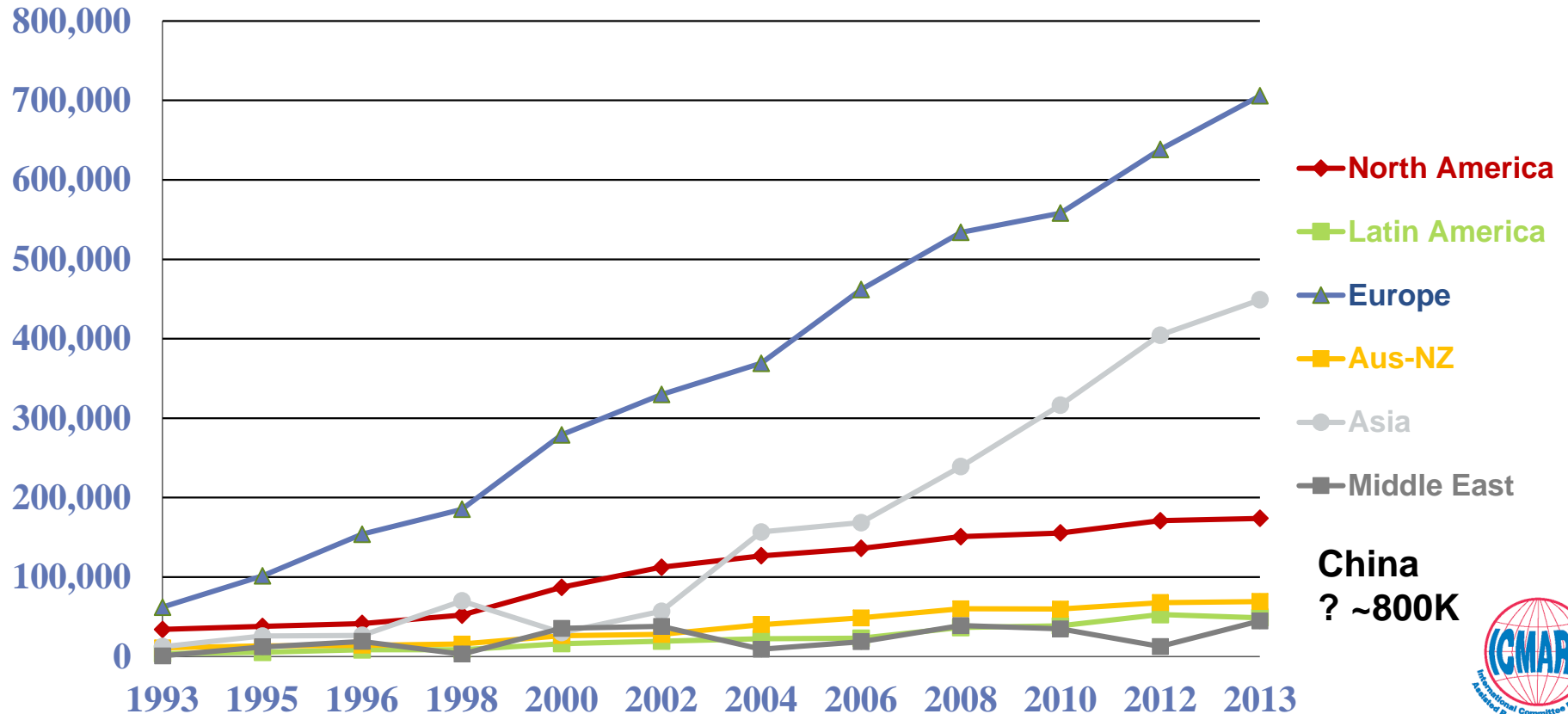
Africa



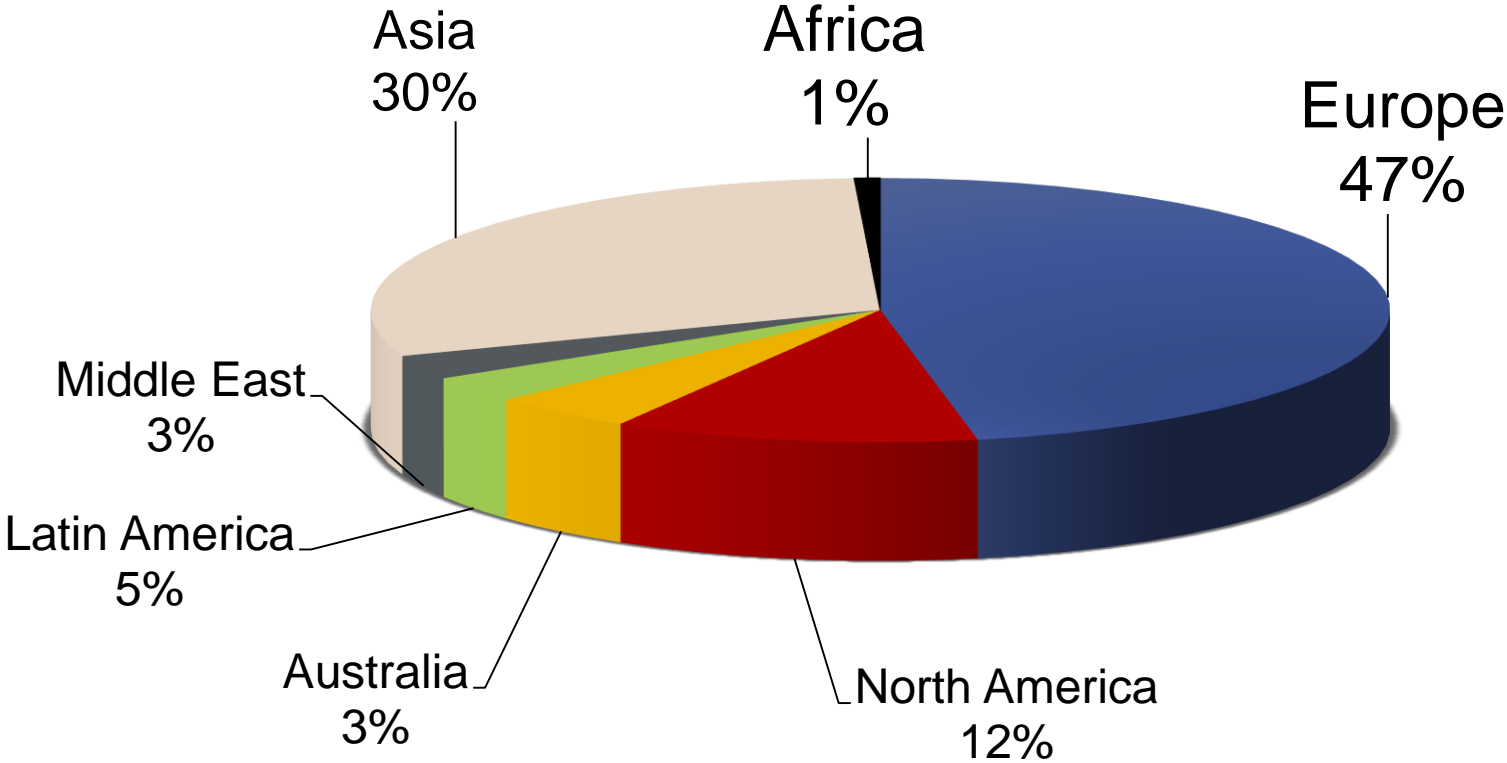
- ANARA (African Network and Registry for ART) involved in 2013 data collection
- Data received from Benin, Cameroon, Ghana, Ivory Coast, Mali, Mauritius (new), Nigeria, Togo, South Africa
- Francophone and Anglophone Africa part of ANARA
- Website and registry access: www.anara-africa.com
- Growth and capacity building



Growth of ART Cycles by Region



Regional Contribution 2013: N=1,503,879 cycles



Global Results 2013

- 1,503,879 initiated cycles
 - 284,348 deliveries
 - Compared to 2012:
 - + 143,897 cycles
10.6% increase
 - +21,863 deliveries
8.3% increase
- New trend: Freeze all
 - 85,041 cycles (+21%)
75,117 Japan (+20%)
 - Not in calculations:
PR, DR/cycle, aspiration
 - Included in cum. Rates
 - Probably underreported

2013:1,503,879 Initiated Cycles

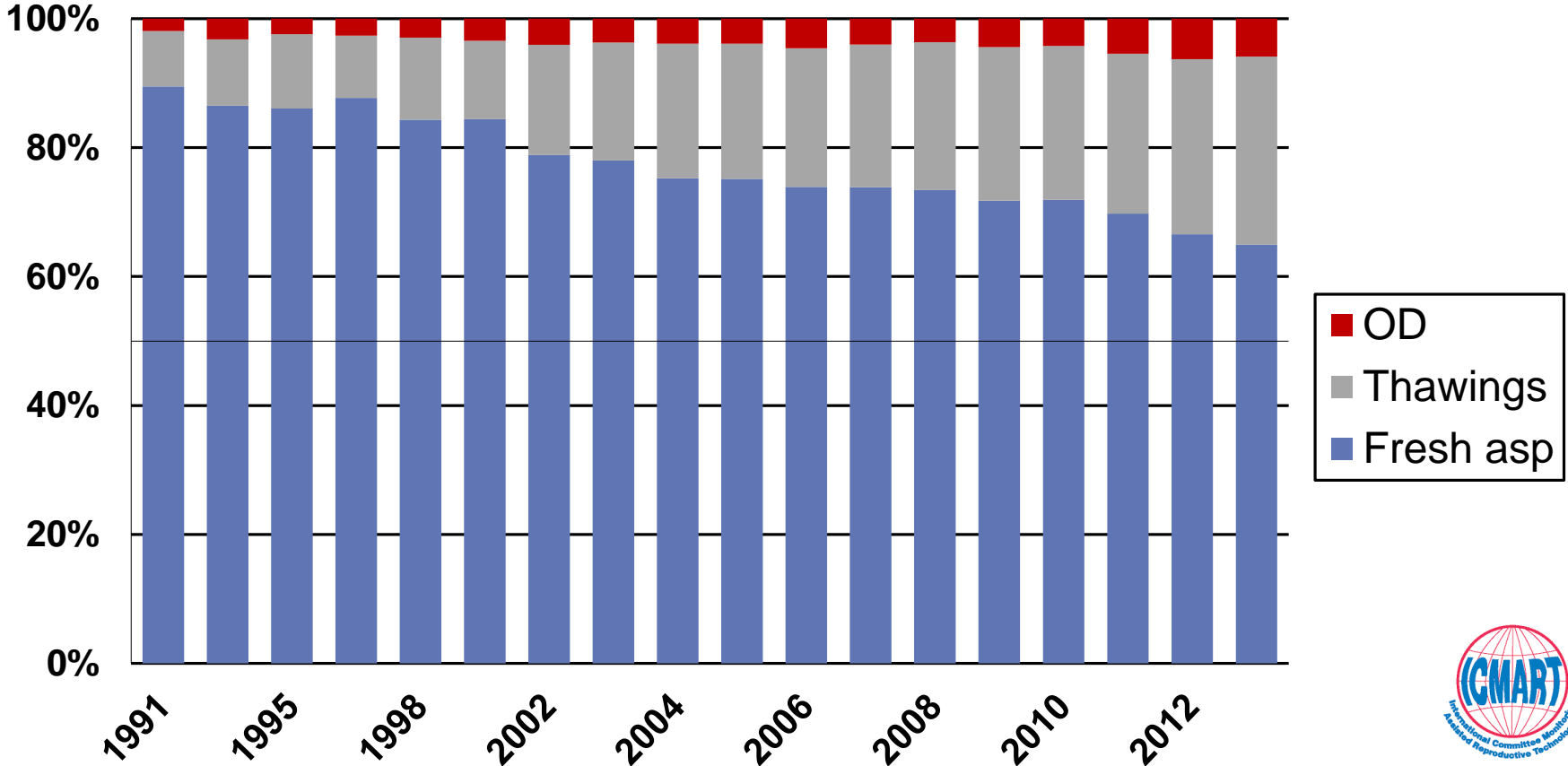
	Delivery rates**
■ 926,963 aspirations (+6.0%)	
• 275,854 IVF*	} 19.2% (-0.3%)
• 607,918 ICSI*	
• 72 GIFT	
■ 415,838 Thaws (+17.3%)	21.9% (+1.0%)
■ 17,565 PGD/PGS (Asp, + 5.7%)	20.6% (-3.2%)
■ 83,657 Egg donations (+ 1.2%)	32.2% (-0.7%)
■ 41,406 cancellations (-1.0%; reported by 37)	

■ * Not counted / countries combining IVF& ICSI : Ghana, India, Israel

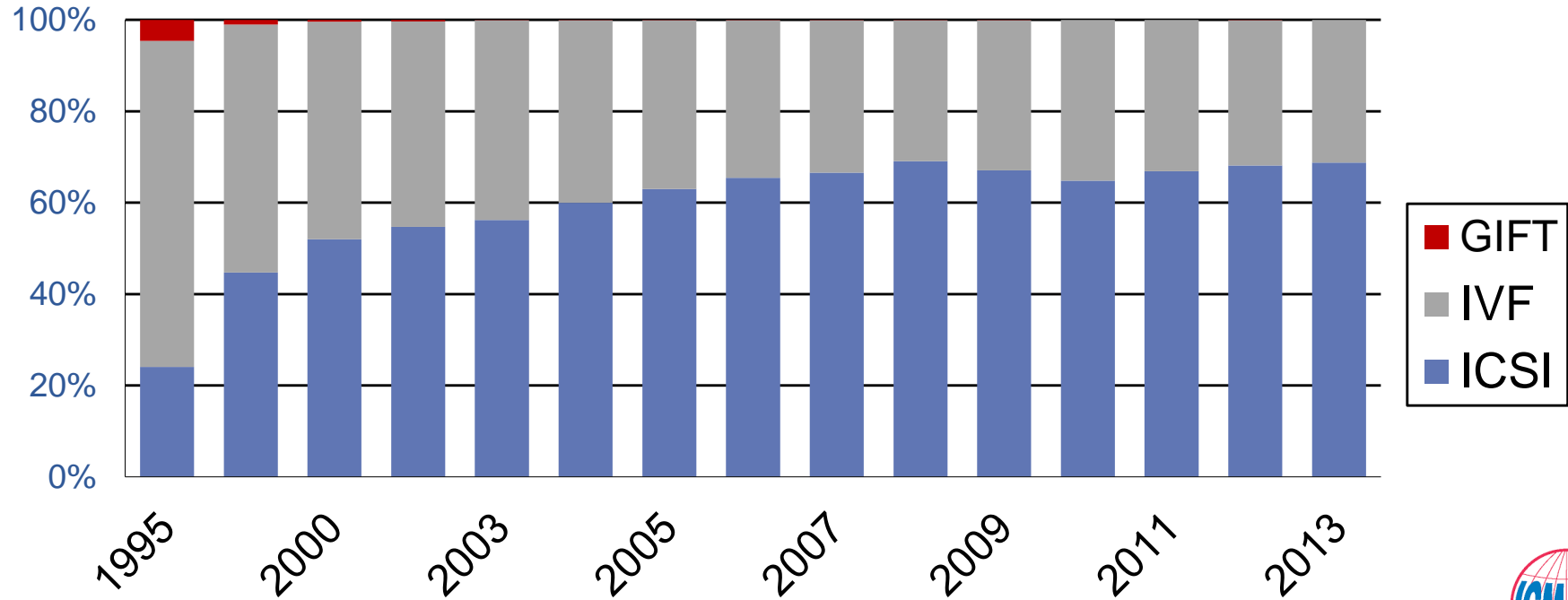
■ ** DR after removing Freeze All cycles



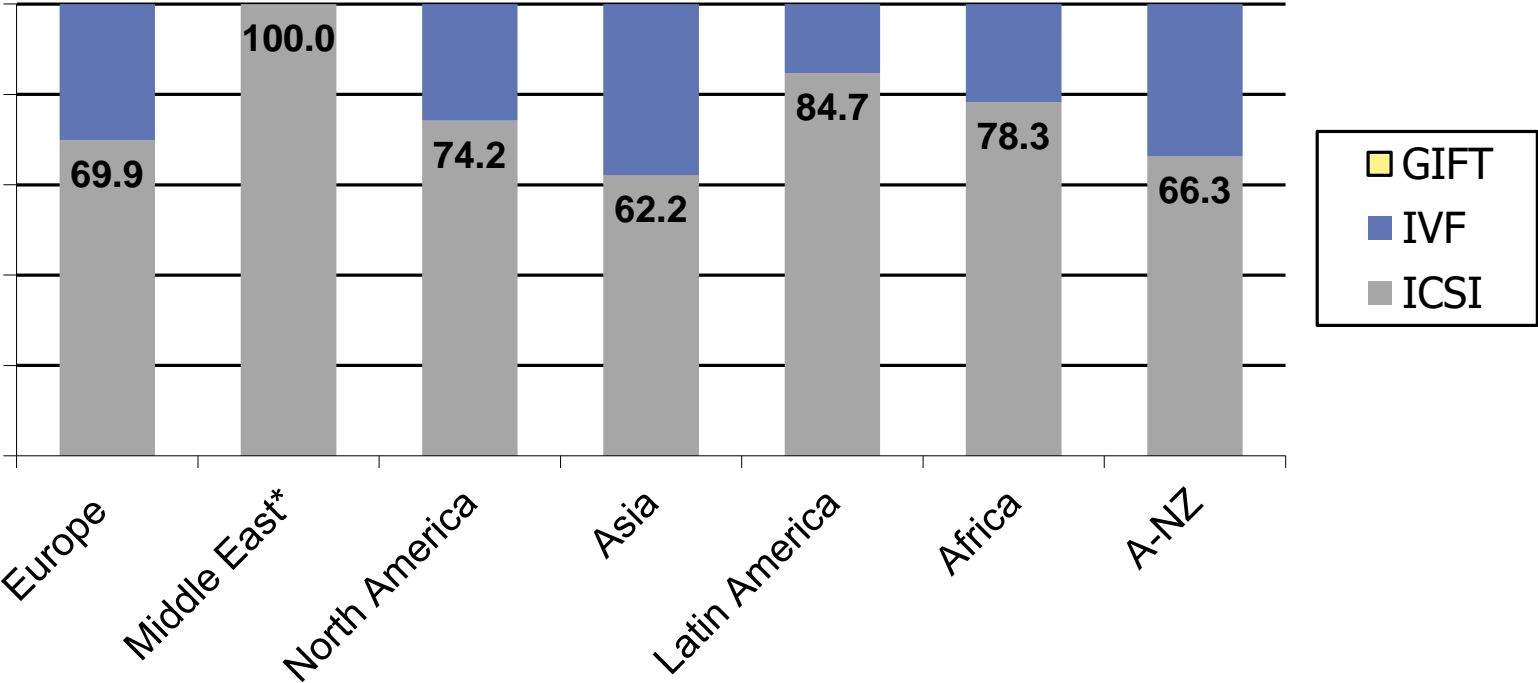
Trends in Distribution: Aspirations, FET, OD



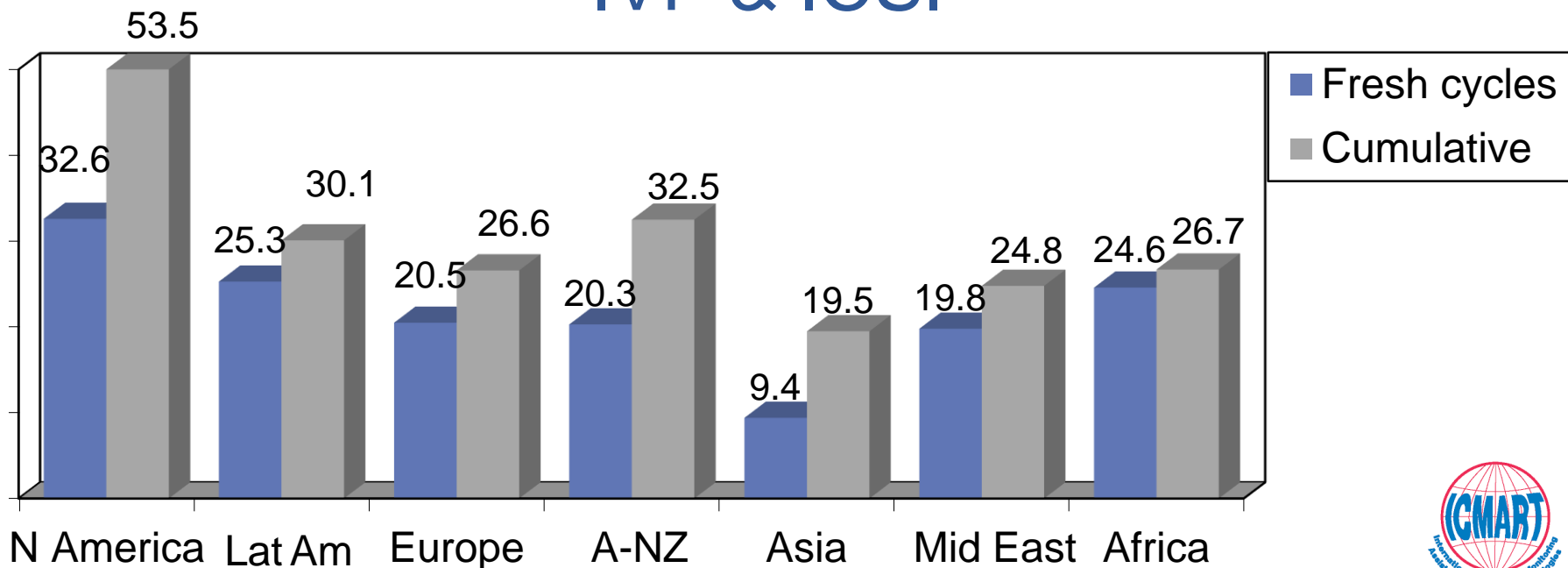
Trends in Distribution: IVF vs ICSI



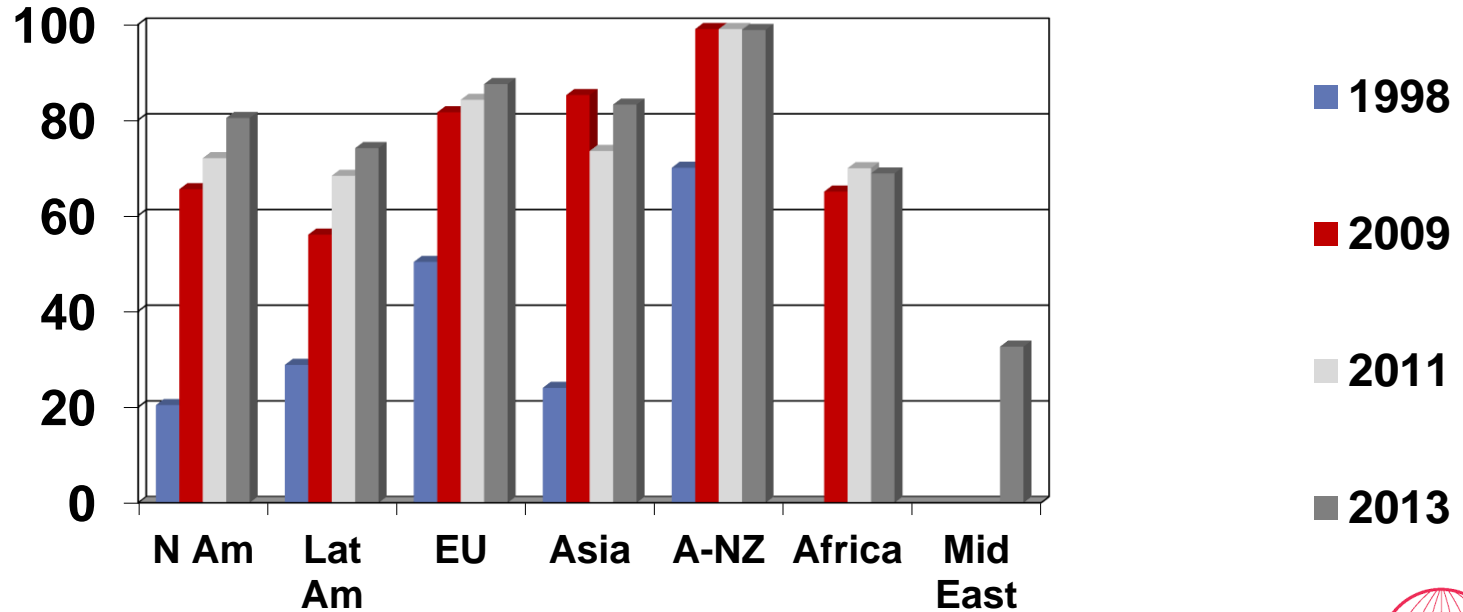
Procedure Distribution by Region 2013



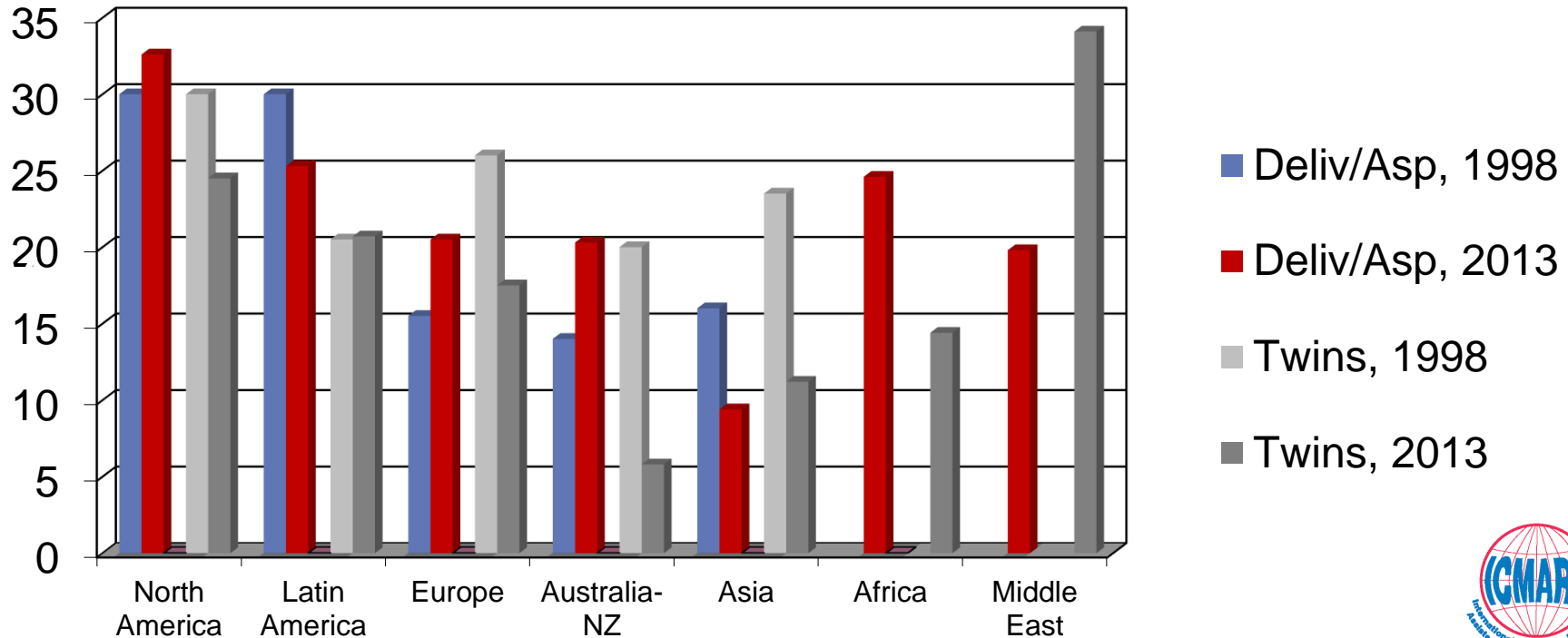
Fresh and Cumulative DR/ASP by Region 2013: IVF & ICSI



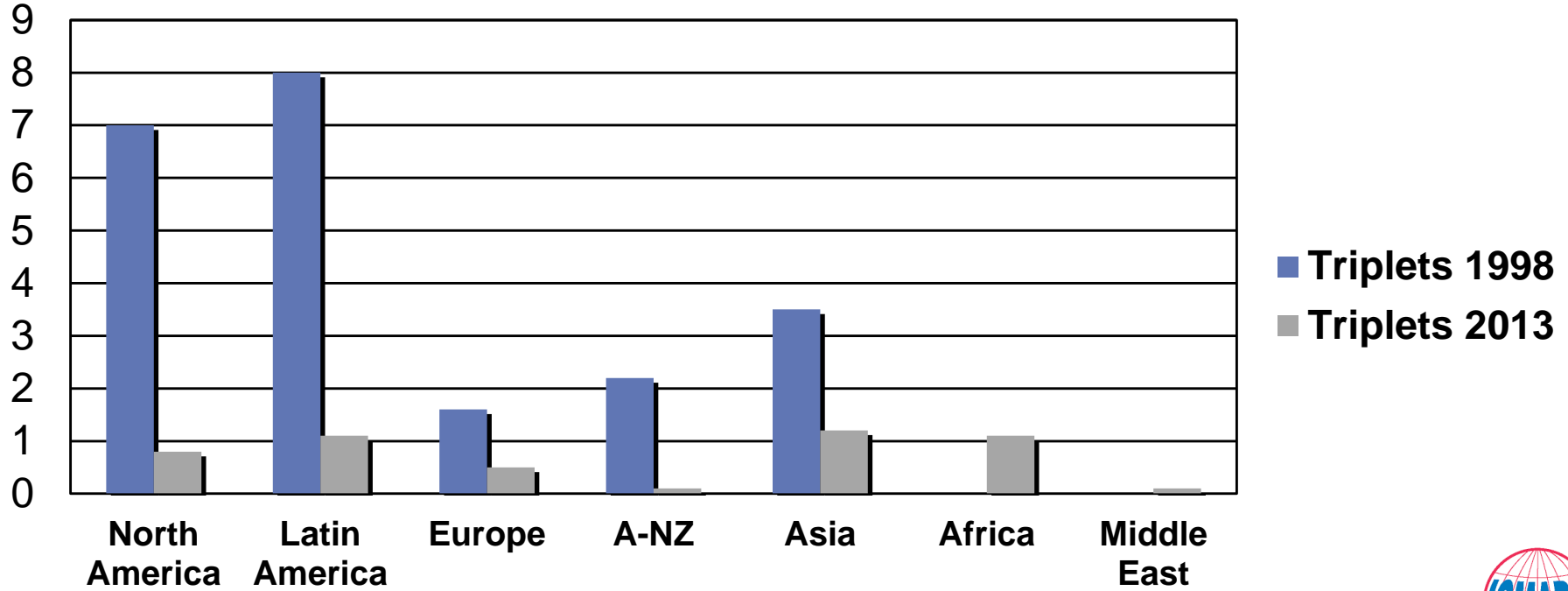
Transfers of 1-2 Embryos per Region 1998 - 2013



Delivery Rate (fresh) and Twin Pregnancies by Region 1998 - 2013



Triplet Pregnancies (%) by Region 1998 - 2013



Conclusion

- **1,503,879 cycles** reported (+10.6%)
 - ❖ **Estimated 2.1-2.4 million worldwide**
- **333,718 babies** born (+10.4%)
 - ❖ **Estimated 476,000-530,000 worldwide**
 - ❖ **~7.0 million babies** born since ART began in 1978
- **19.2 % Delivery rate per aspiration, fresh (-0.3%),**
 - ❖ **27.4% cumulative delivery rate/aspiration (-2.5%)**
 - ❖ **68.8% ICSI (+0.6%); 26.7% women age >40 (+1.4%)**
 - ❖ **Mean number of transferred embryos: 1.81 (-0.07)**
- **Huge differences in availability, practice and results**
- **Registry issues: day of transfer, freeze-all, PGT**

Thank You To Our Contributors



- **EUROPE : ESHRE (38)** : Albania, Austria, Belarus, Belgium, Bulgaria, Croatia, Cyprus, Czech Rep, Denmark, Estonia, Finland, France, Germany, Greece, Hungary, Iceland, Ireland, Italy, Kazakhstan, Latvia, Lithuania, Macedonia, Malta, Moldova, Montenegro, Norway, Poland, Portugal, Romania, Russia, Serbia, Slovenia, Spain, Sweden, Switzerland, The Netherlands, UK, Ukraine
- **AUSTRALIA -NEW ZEALAND (2)**
- **LATIN AMERICA (15)** : Argentina, Bolivia, Brazil, Chile, Colombia, Ecuador, Guatemala, Mexico, Nicaragua, Panama, Paraguay, Peru, Rep Dominicana, Uruguay, Venezuela
- **NORTH AMERICA (2)** : Canada, USA
- **MIDDLE EAST (1)**: Egypt
- **NATIONAL REGISTERS (6)**: India, Indonesia, Israel, Japan, Korea, South Africa
- **INDIVIDUAL CLINICS (10)**: Benin, Cameroon, Ghana, Ivory Coast, Mali, Mauritius, Morocco, Nigeria, Togo, Tunisia



Thank You to our Sponsoring Organizations

