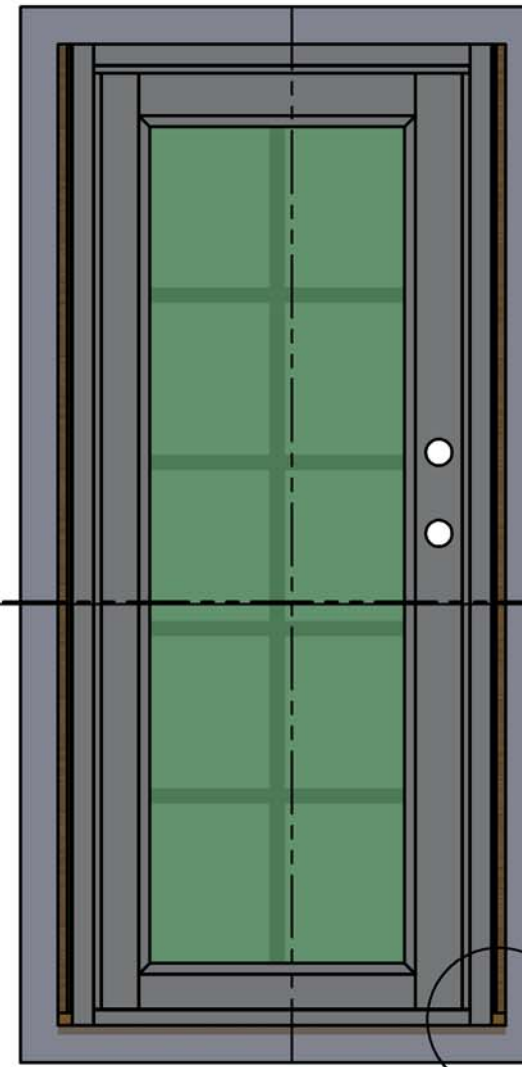
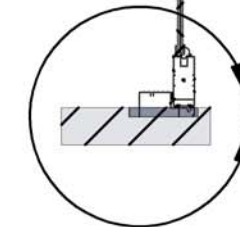
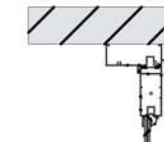


D

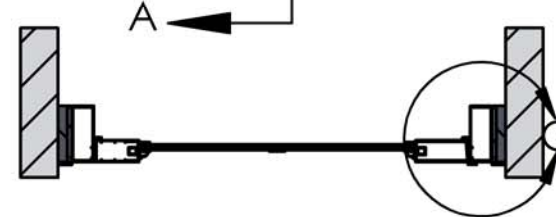


SECTION D-D
SCALE 1 : 20

A



SECTION A-A
SCALE 1 : 20



<i>Revision Notes:</i>		
<i>Drawn By:</i> Tom Sotos	<i>Date Drawn:</i> 2/1/2018	
<i>Revised By:</i> ---	<i>Date Revised:</i> ---/---/---	
<i>Factor:</i> 000	<i>CCD:</i> 0.000	<i>Scale:</i> 00X



1543 N. Powerline Rd.
Pompano Beach, FL 33069
(888) 574-0367
www.assurawindows.com

<i>Draw Class:</i> ---	<i>Part Class:</i> ---	<i>Prod Category:</i> ---	<i>Series/Model:</i> ---	<i>Item:</i> ---	<i>Sheet:</i> ---
FD Waterproof Assby1					
<i>Part Number:</i> ---			<i>Drawing Number:</i> 1/2	<i>Revision Level:</i> ---	

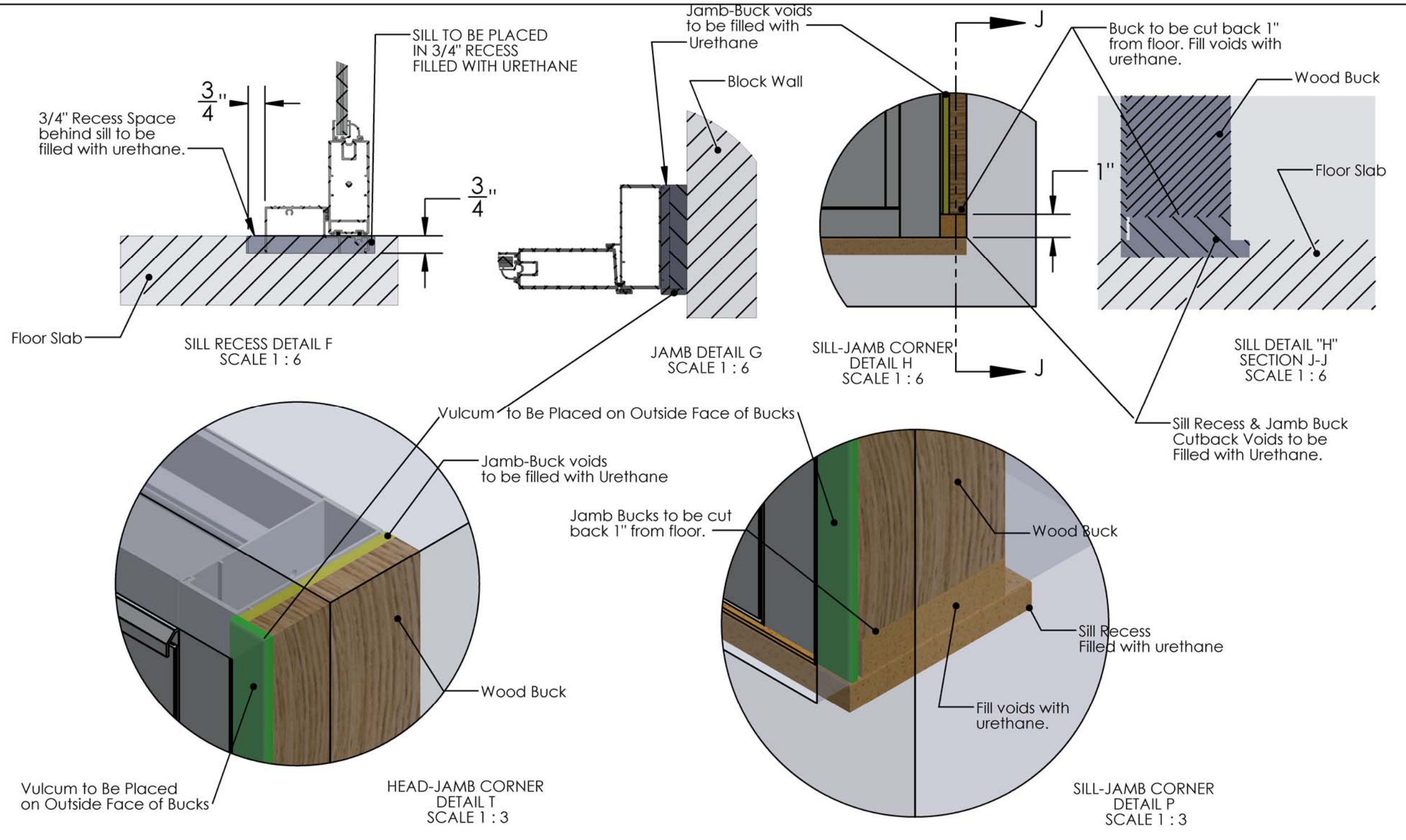
5

4

3

2

1



Revision Notes:			<p>1543 N. Powerline Rd. Pompano Beach, FL 33069 (888) 574-0367 www.assurawindows.com</p>						
Drawn By: Tom Sotos	Date Drawn: 2/1/2018	Draw Class: ---			Part Class: ---	Prod Category: ---	Series/Model: ---	Item: ---	Sheet: ---
Revised By: ---	Date Revised: --/--/--	<h3>FD Waterproof Assby1</h3>							
Factor: 000	CCD: 0.000							Scale: 00X	Part Number: ---