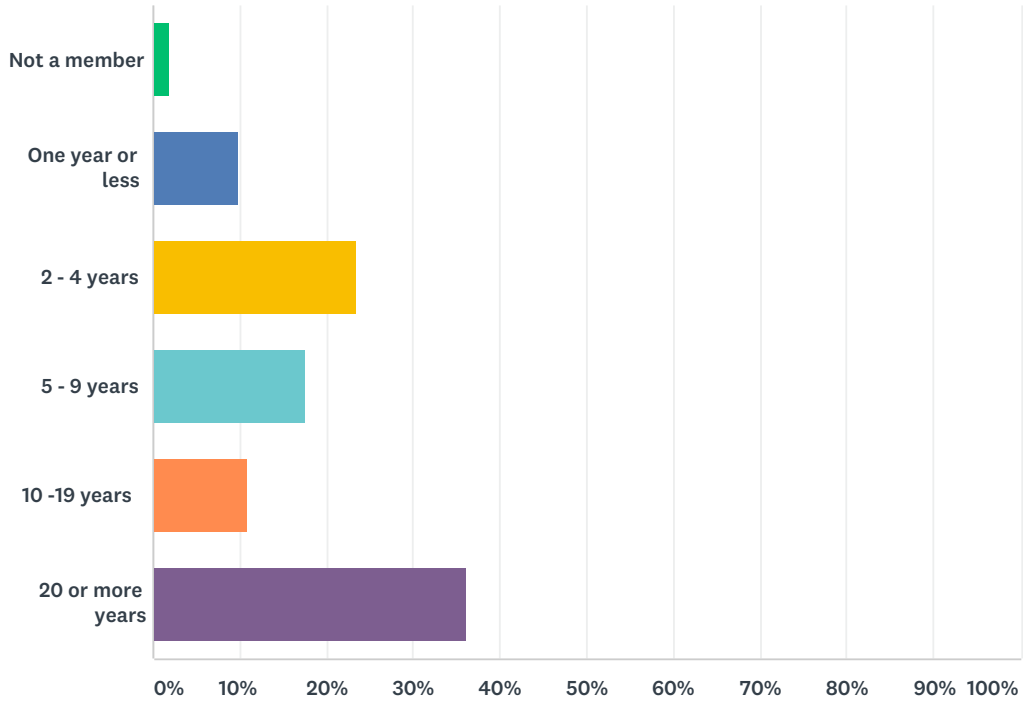


Q1 1. How long have you been a member of this local church?

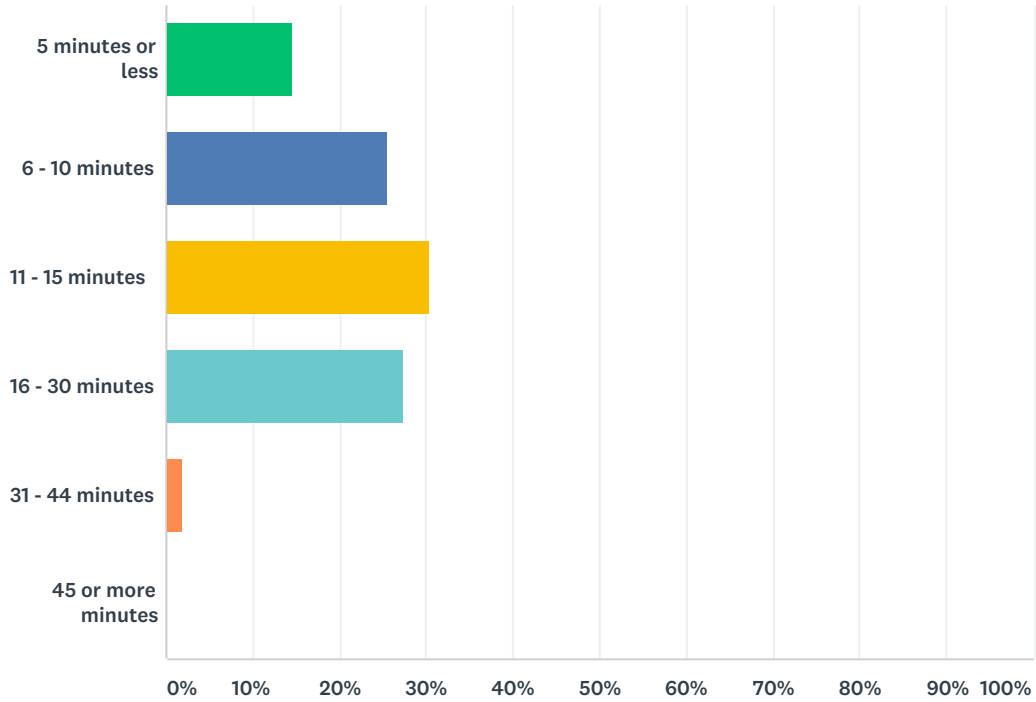
Answered: 102 Skipped: 0



ANSWER CHOICES	RESPONSES	
Not a member	1.96%	2
One year or less	9.80%	10
2 - 4 years	23.53%	24
5 - 9 years	17.65%	18
10 -19 years	10.78%	11
20 or more years	36.27%	37
TOTAL		102

Q2 2. How long does it usually take you to travel from home to church?

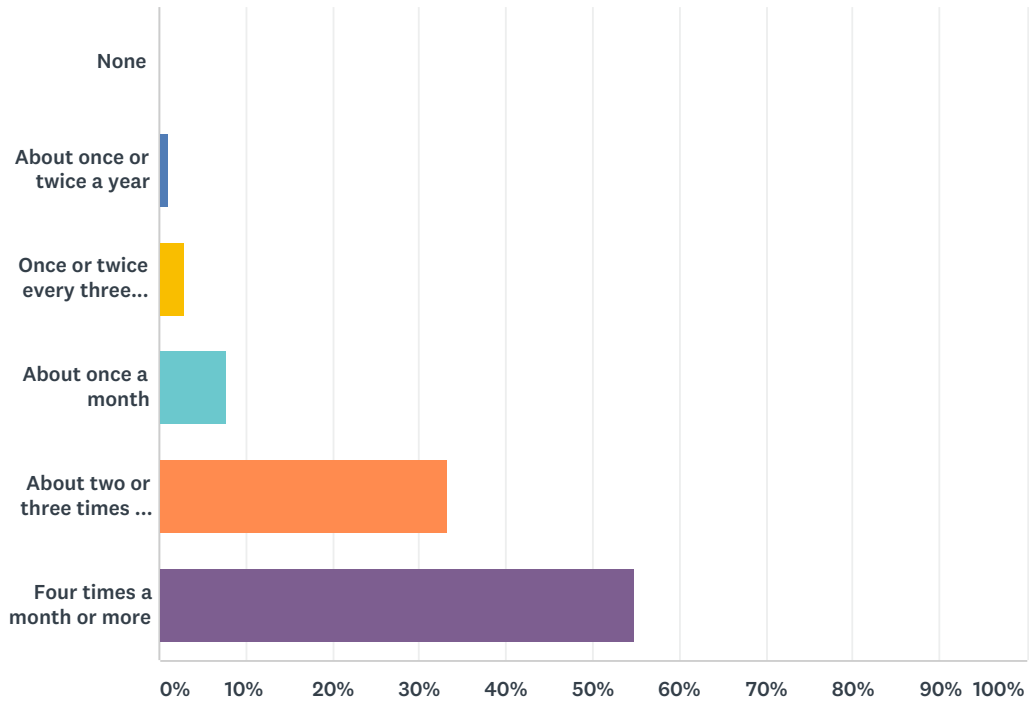
Answered: 102 Skipped: 0



ANSWER CHOICES	RESPONSES	
5 minutes or less	14.71%	15
6 - 10 minutes	25.49%	26
11 - 15 minutes	30.39%	31
16 - 30 minutes	27.45%	28
31 - 44 minutes	1.96%	2
45 or more minutes	0.00%	0
TOTAL		102

Q3 3. On the average, about how many times have you attended church worship during the past year?

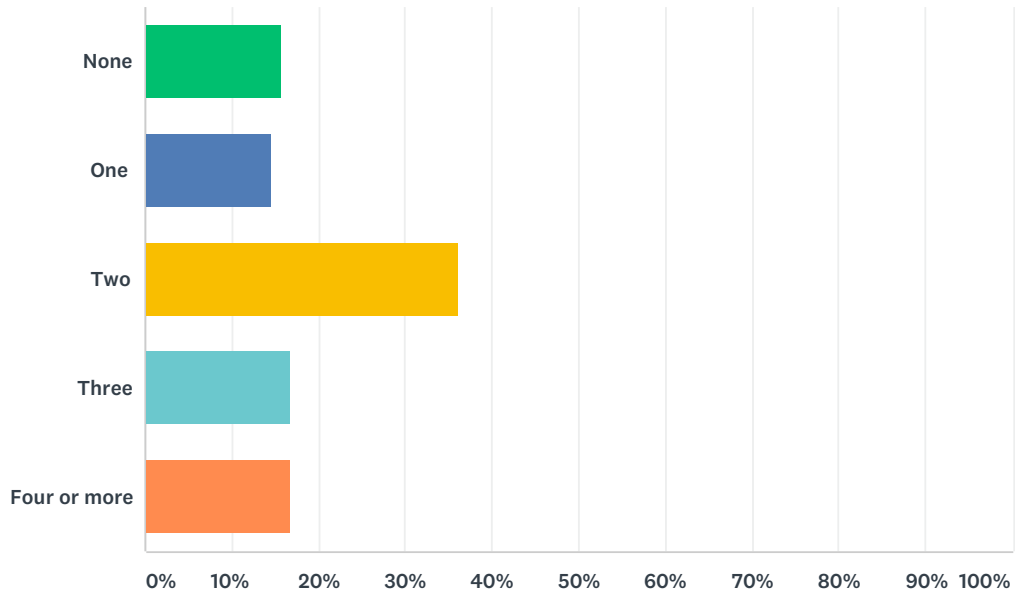
Answered: 102 Skipped: 0



ANSWER CHOICES	RESPONSES	
None	0.00%	0
About once or twice a year	0.98%	1
Once or twice every three months	2.94%	3
About once a month	7.84%	8
About two or three times a month	33.33%	34
Four times a month or more	54.90%	56
TOTAL		102

Q4 4. In how many church organizations, committees, and groups do you hold membership (not counting congregational membership itself)?

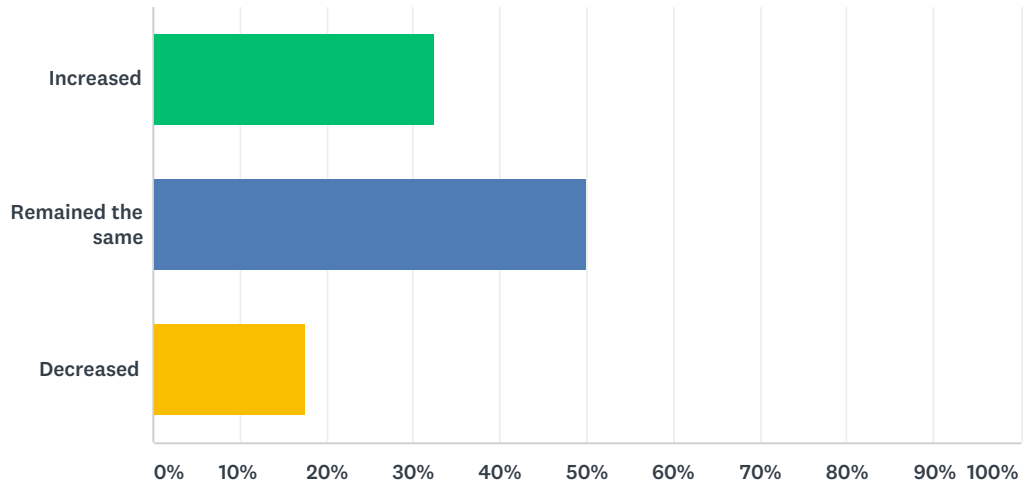
Answered: 102 Skipped: 0



ANSWER CHOICES	RESPONSES	
None	15.69%	16
One	14.71%	15
Two	36.27%	37
Three	16.67%	17
Four or more	16.67%	17
TOTAL		102

Q5 5. Has your involvement in the congregation increased, decreased, or remained about the same in the last few years?

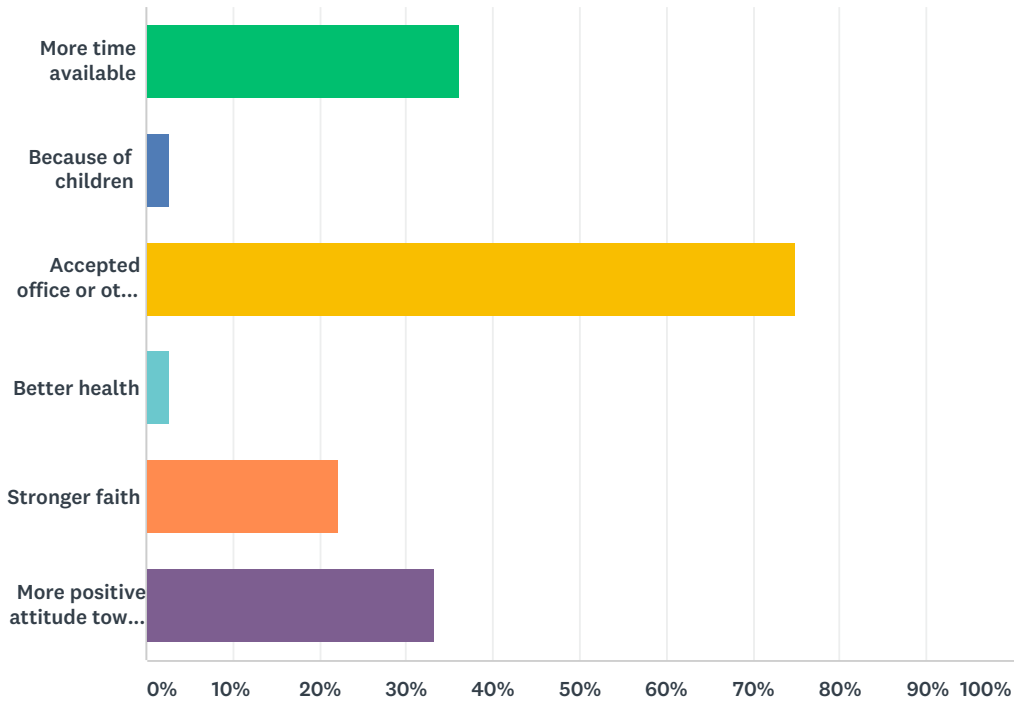
Answered: 102 Skipped: 0



ANSWER CHOICES	RESPONSES	
Increased	32.35%	33
Remained the same	50.00%	51
Decreased	17.65%	18
TOTAL		102

Q6 If your participation has INCREASED, which of the following are reasons for that? (check all that apply):

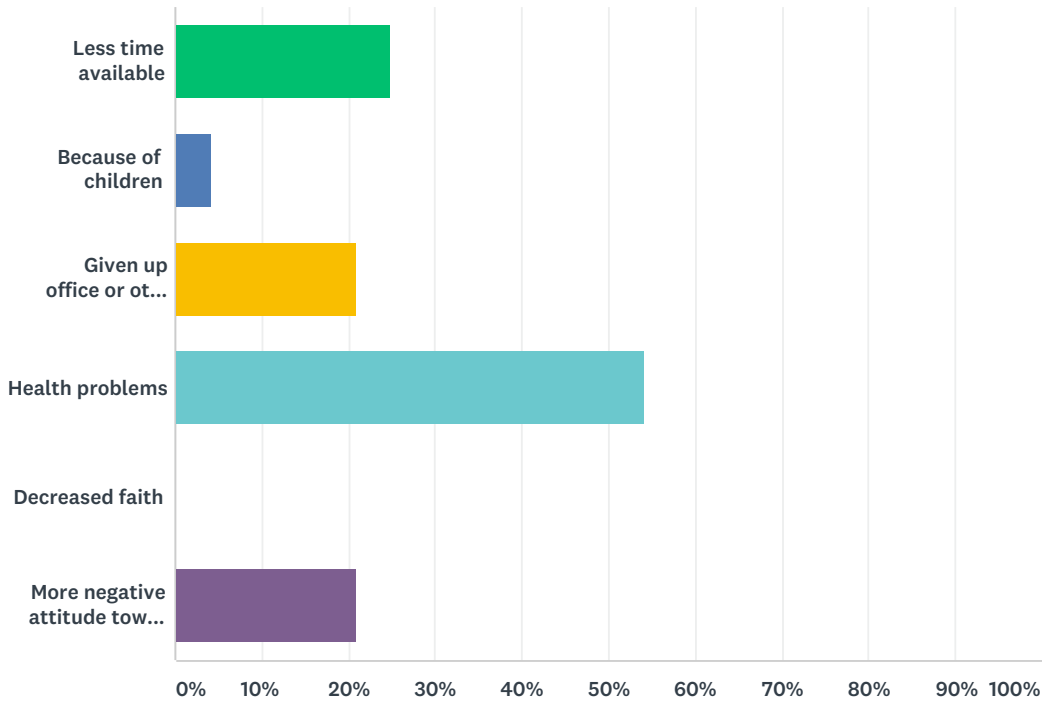
Answered: 36 Skipped: 66



ANSWER CHOICES	RESPONSES	
More time available	36.11%	13
Because of children	2.78%	1
Accepted office or other new responsibility in the church	75.00%	27
Better health	2.78%	1
Stronger faith	22.22%	8
More positive attitude toward the church	33.33%	12
Total Respondents: 36		

Q7 If your participation has DECREASED, which of the following are reasons for that? (check all that apply):

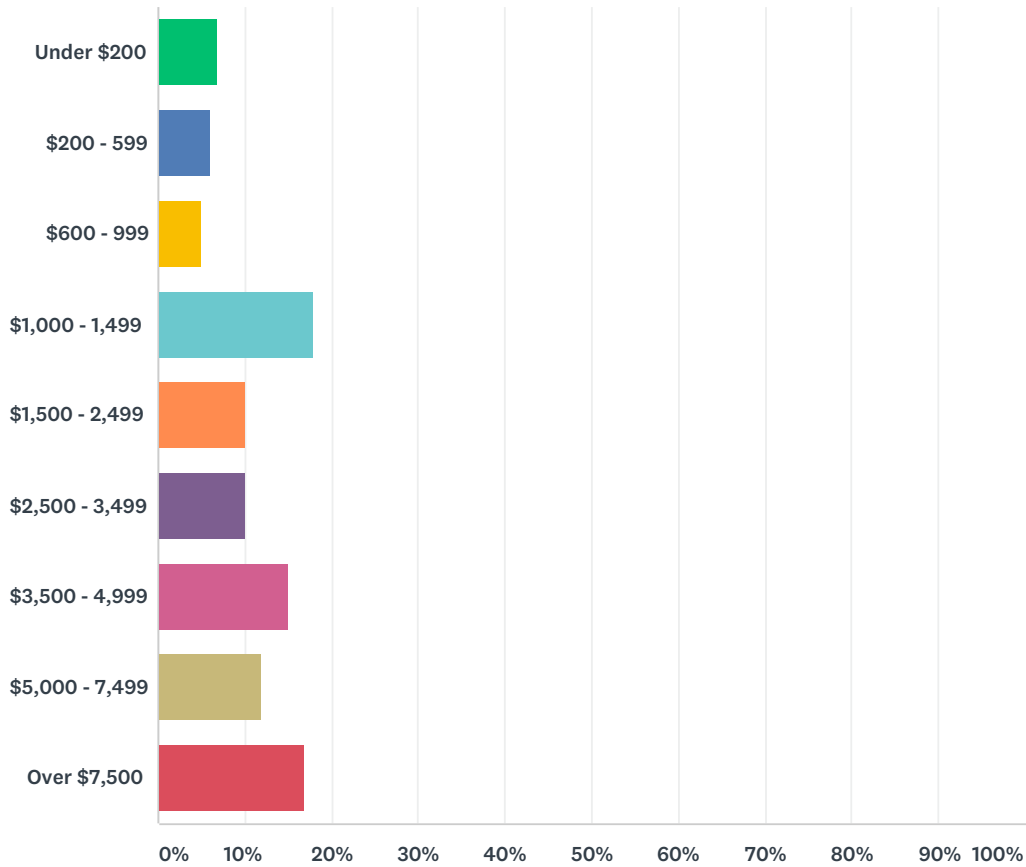
Answered: 24 Skipped: 78



ANSWER CHOICES	RESPONSES	
Less time available	25.00%	6
Because of children	4.17%	1
Given up office or other new responsibility in the church	20.83%	5
Health problems	54.17%	13
Decreased faith	0.00%	0
More negative attitude toward our church	20.83%	5
Total Respondents: 24		

Q8 6. Approximately how much does your family household contribute to our church per year? (If single or widowed, you as an individual?)

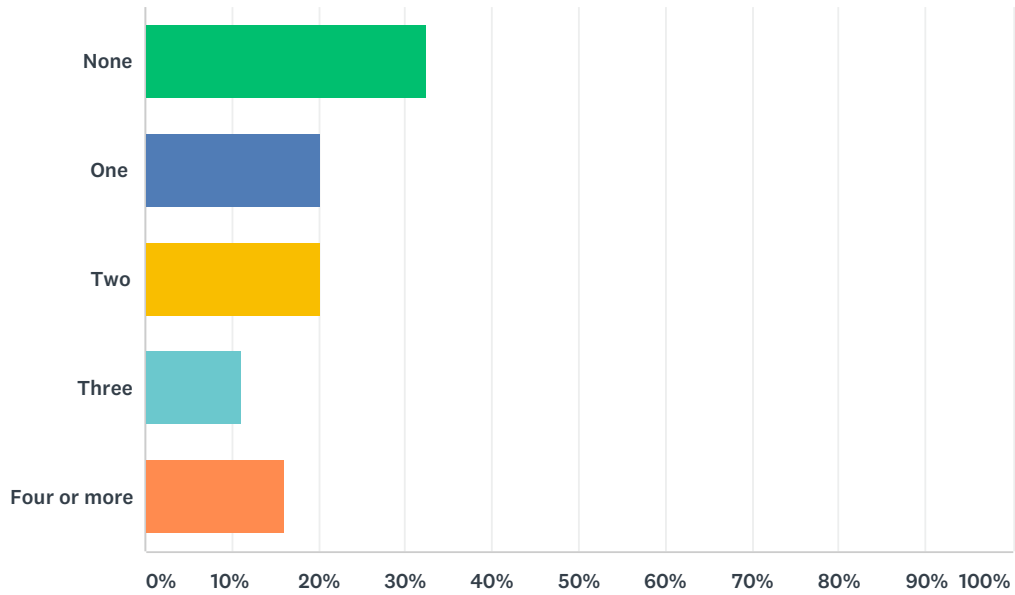
Answered: 100 Skipped: 2



ANSWER CHOICES	RESPONSES	
Under \$200	7.00%	7
\$200 - 599	6.00%	6
\$600 - 999	5.00%	5
\$1,000 - 1,499	18.00%	18
\$1,500 - 2,499	10.00%	10
\$2,500 - 3,499	10.00%	10
\$3,500 - 4,999	15.00%	15
\$5,000 - 7,499	12.00%	12
Over \$7,500	17.00%	17
TOTAL		100

Q9 7. How many persons or families have you invited to visit or join the church in the past year?

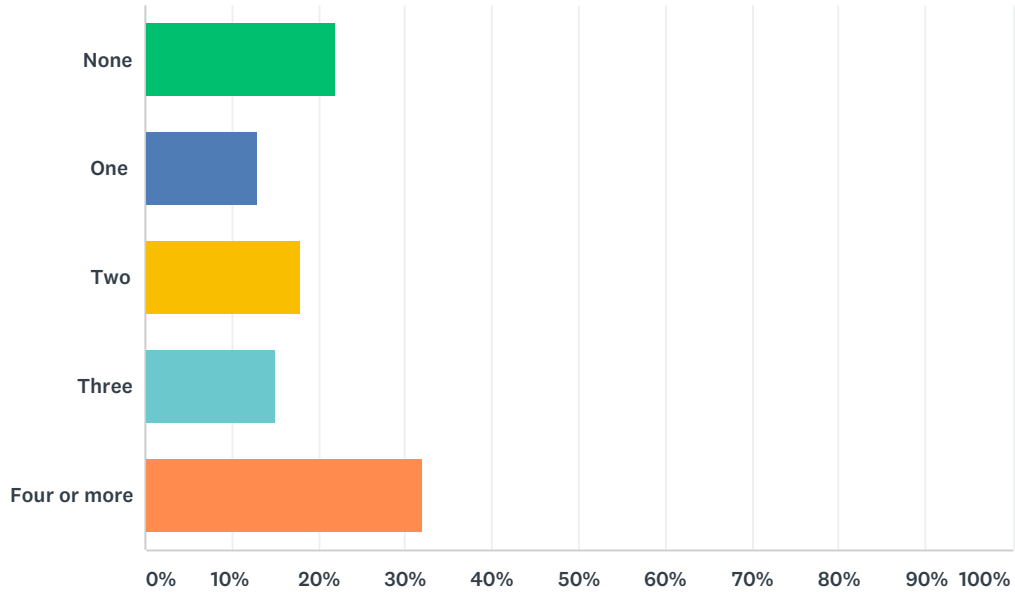
Answered: 99 Skipped: 3



ANSWER CHOICES	RESPONSES	
None	32.32%	32
One	20.20%	20
Two	20.20%	20
Three	11.11%	11
Four or more	16.16%	16
TOTAL		99

Q10 8. How many of your closest friends attend this church?

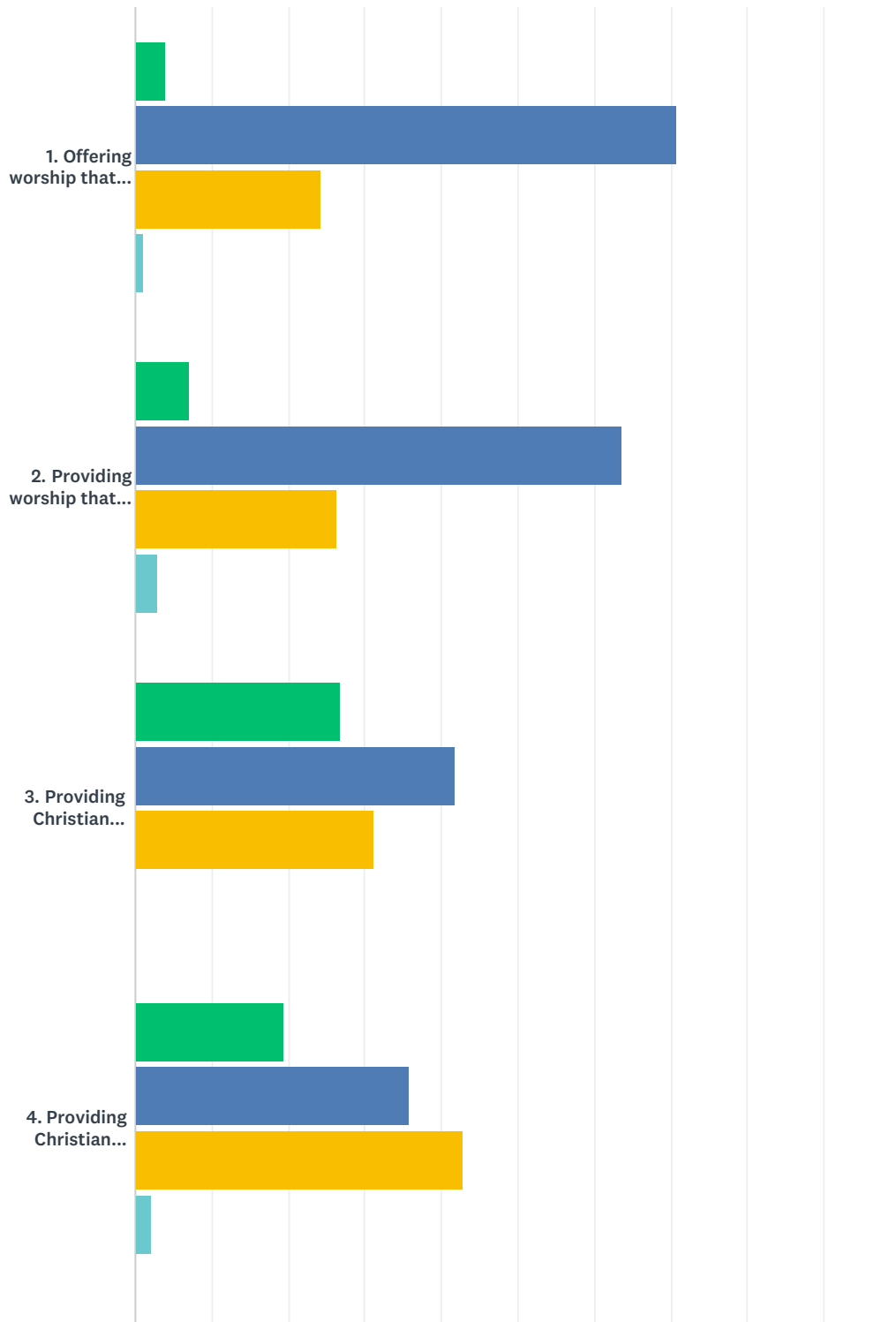
Answered: 100 Skipped: 2



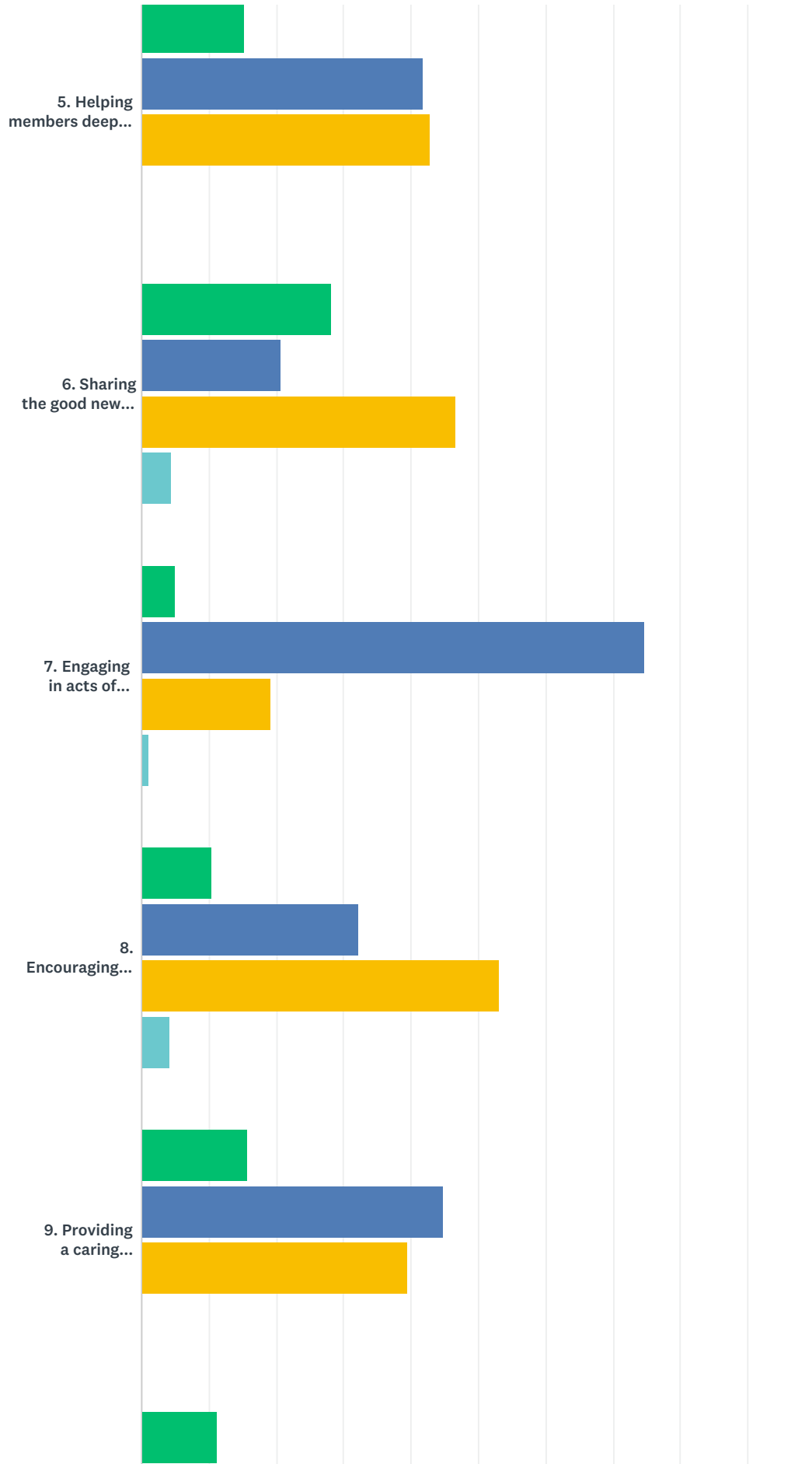
ANSWER CHOICES	RESPONSES	
None	22.00%	22
One	13.00%	13
Two	18.00%	18
Three	15.00%	15
Four or more	32.00%	32
TOTAL		100

Q11 Listed below are a number of tasks that a local church is likely to perform. Please respond to each item by indicating whether you feel your congregation needs to give it more emphasis; whether you are very or generally satisfied with your congregation's current performance of the task; or whether you feel the task currently receives too much emphasis.

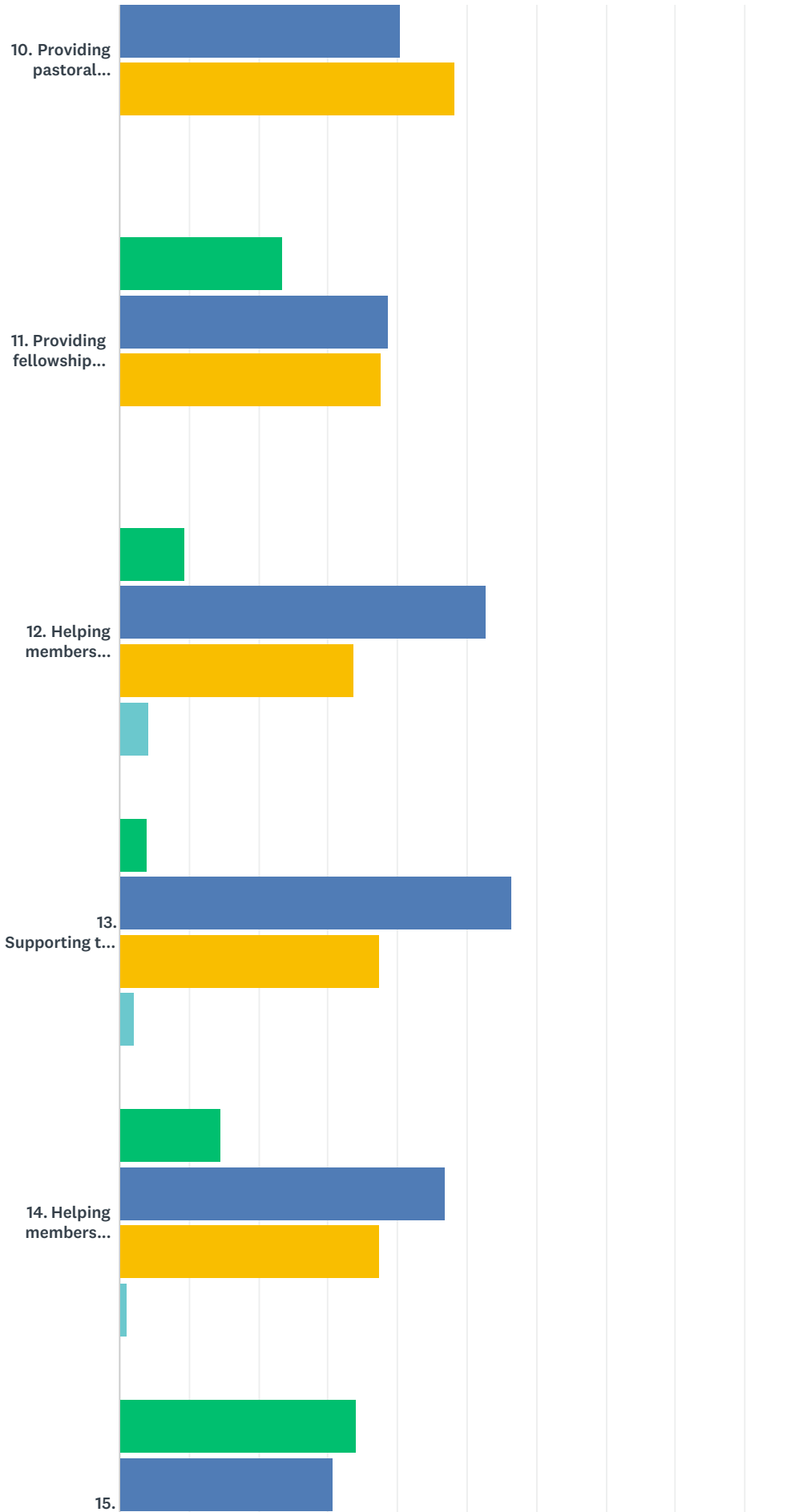
Answered: 99 Skipped: 3



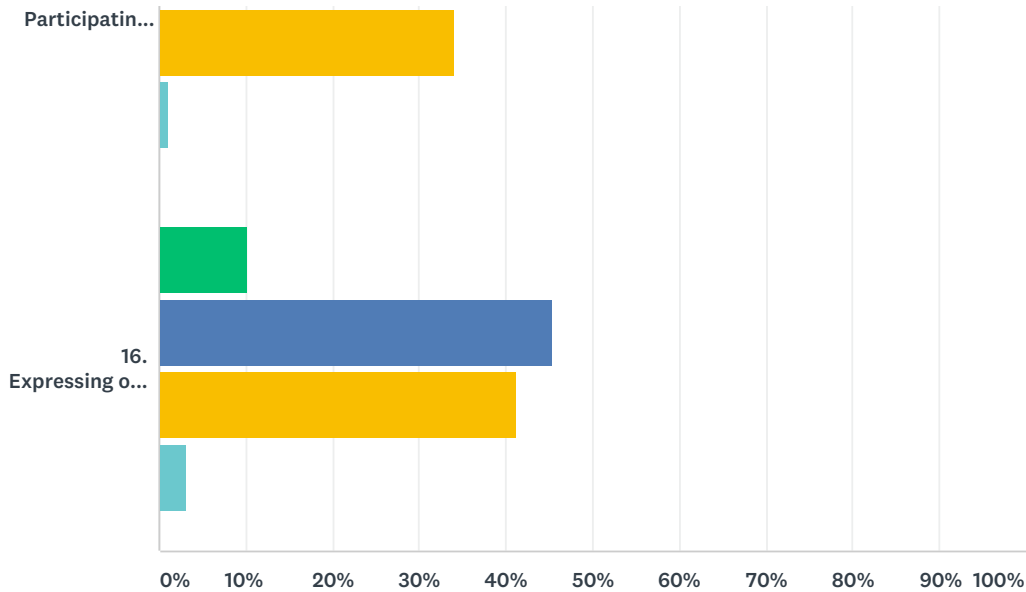
St. Dunstan's Episcopal Church Pastoral Search Inventory



St. Dunstan's Episcopal Church Pastoral Search Inventory



St. Dunstan's Episcopal Church Pastoral Search Inventory



■ Needs More Emphasis
 ■ Very Satisfied
 ■ Generally Satisfied
■ Receives Too Much Emphasis

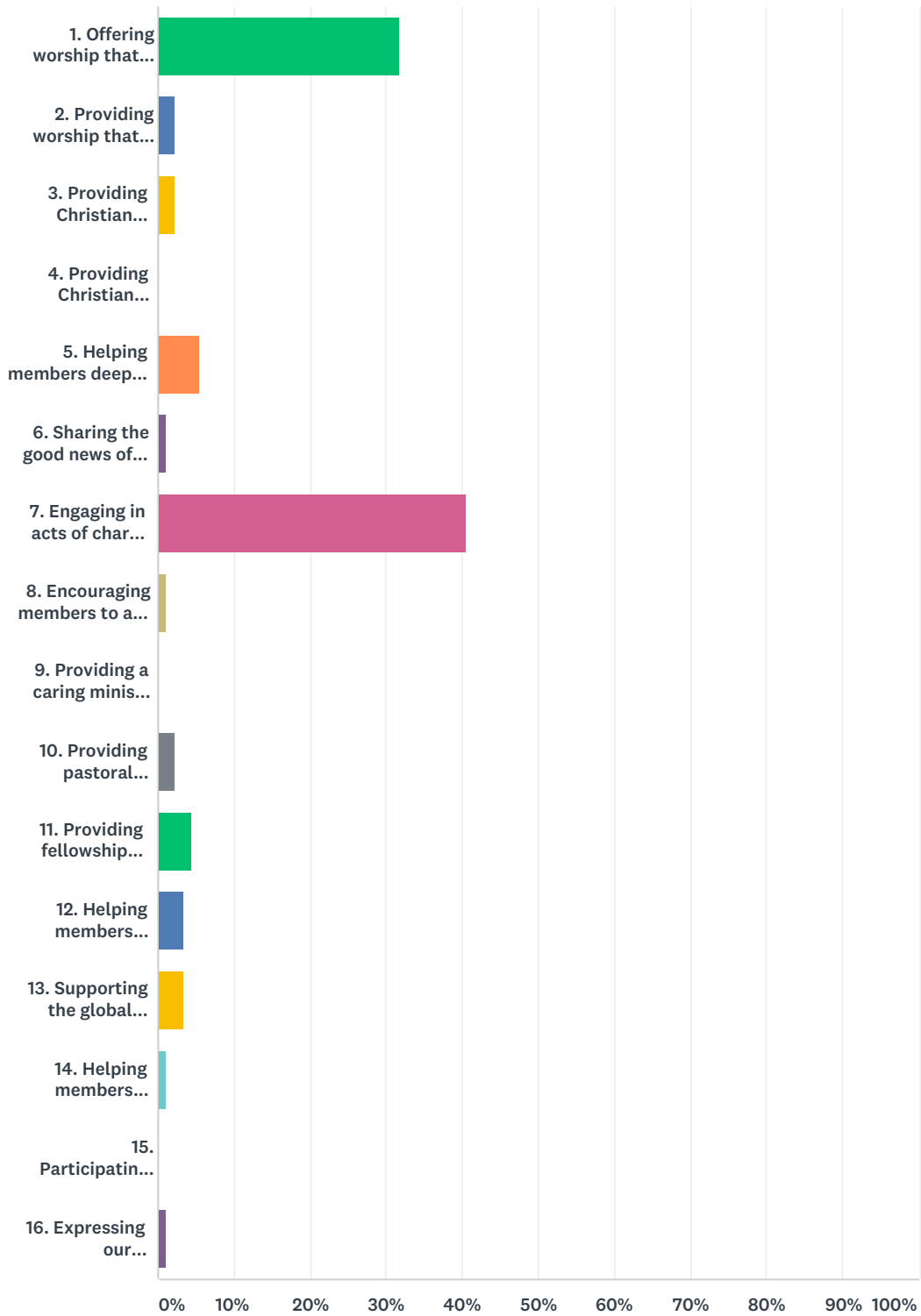
	NEEDS MORE EMPHASIS	VERY SATISFIED	GENERALLY SATISFIED	RECEIVES TOO MUCH EMPHASIS	TOTAL
1. Offering worship that provides a meaningful experience of God and the Christian tradition	4.04% 4	70.71% 70	24.24% 24	1.01% 1	99
2. Providing worship that expresses the Gospel in contemporary language and forms	7.07% 7	63.64% 63	26.26% 26	3.03% 3	99
3. Providing Christian education for children and youth	26.88% 25	41.94% 39	31.18% 29	0.00% 0	93
4. Providing Christian education programs for adults	19.39% 19	35.71% 35	42.86% 42	2.04% 2	98
5. Helping members deepen their personal, spiritual relationship with God	15.31% 15	41.84% 41	42.86% 42	0.00% 0	98
6. Sharing the good news of the Gospel with the unchurched	28.26% 26	20.65% 19	46.74% 43	4.35% 4	92
7. Engaging in acts of charity and service to persons in need	5.05% 5	74.75% 74	19.19% 19	1.01% 1	99
8. Encouraging members to act on the relationship of the Christian faith to social, political, and economic issues	10.42% 10	32.29% 31	53.13% 51	4.17% 4	96
9. Providing a caring ministry for the sick, shut-ins and the bereaved	15.63% 15	44.79% 43	39.58% 38	0.00% 0	96
10. Providing pastoral counseling to help members deal with personal problems	11.24% 10	40.45% 36	48.31% 43	0.00% 0	89
11. Providing fellowship opportunities for members	23.47% 23	38.78% 38	37.76% 37	0.00% 0	98
12. Helping members understand their use of money, time and talents as expressions of Christian stewardship	9.47% 9	52.63% 50	33.68% 32	4.21% 4	95
13. Supporting the global mission of the church/denomination	4.04% 4	56.57% 56	37.37% 37	2.02% 2	99

St. Dunstan's Episcopal Church Pastoral Search Inventory

14. Helping members discover their own gifts for ministry and service	14.58% 14	46.88% 45	37.50% 36	1.04% 1	96
15. Participating in activities and programs with other local religious groups	34.04% 32	30.85% 29	34.04% 32	1.06% 1	94
16. Expressing our denominational heritage/tradition	10.31% 10	45.36% 44	41.24% 40	3.09% 3	97

Q12 Overall, which ONE task does your congregation do best?

Answered: 91 Skipped: 11



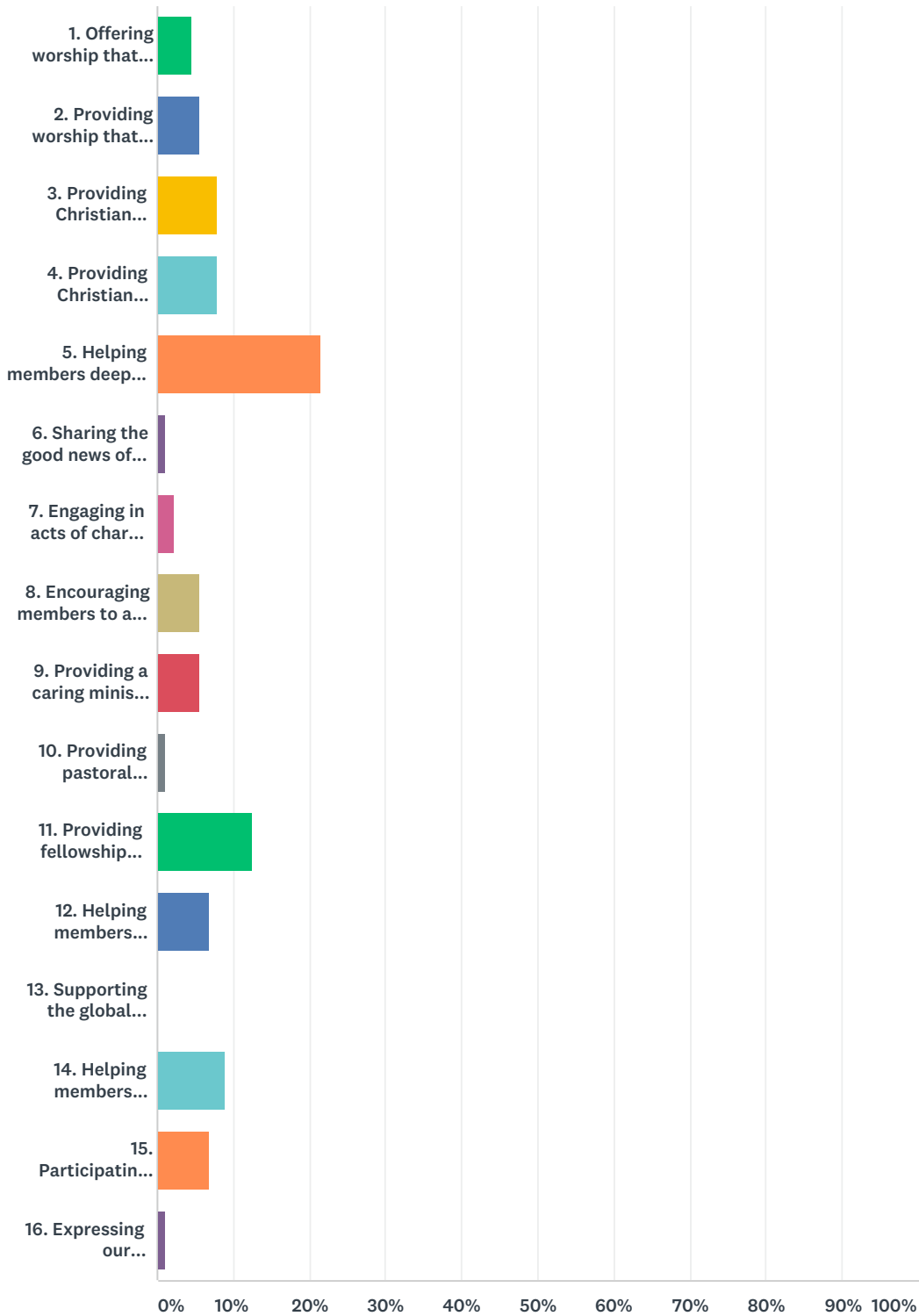
ANSWER CHOICES	RESPONSES	
1. Offering worship that provides a meaningful experience of God and the Christian tradition	31.87%	29

St. Dunstan's Episcopal Church Pastoral Search Inventory

2. Providing worship that expresses the Gospel in contemporary language and forms	2.20%	2
3. Providing Christian education for children and youth	2.20%	2
4. Providing Christian education programs for adults	0.00%	0
5. Helping members deepen their personal, spiritual relationship with God	5.49%	5
6. Sharing the good news of the Gospel with others	1.10%	1
7. Engaging in acts of charity and service to persons in need	40.66%	37
8. Encouraging members to act on the relationship of the Christian faith to social, political, and economic issues	1.10%	1
9. Providing a caring ministry for the sick, shut-ins and the bereaved	0.00%	0
10. Providing pastoral counseling to help members deal with personal problems	2.20%	2
11. Providing fellowship opportunities for members	4.40%	4
12. Helping members understand their use of money, time and talents as expressions of Christian stewardship	3.30%	3
13. Supporting the global mission of the church/denomination	3.30%	3
14. Helping members discover their own gifts for ministry and service	1.10%	1
15. Participating in activities and programs with other local religious groups	0.00%	0
16. Expressing our denominational heritage/tradition	1.10%	1
TOTAL		91

Q13 For the sake of your own personal involvement in your congregation, which ONE task would you most like to see strengthened?

Answered: 88 Skipped: 14



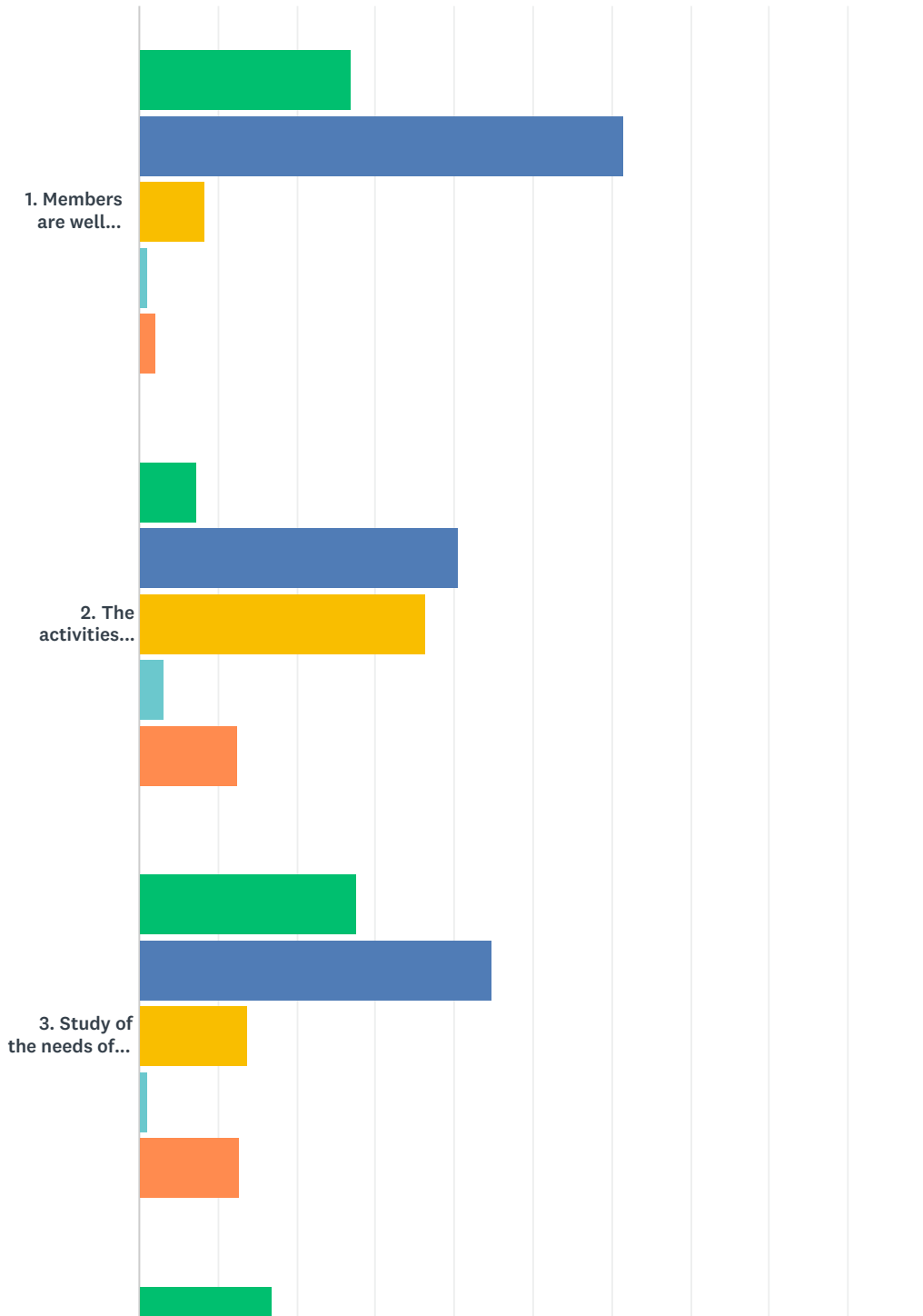
ANSWER CHOICES	RESPONSES
----------------	-----------

St. Dunstan's Episcopal Church Pastoral Search Inventory

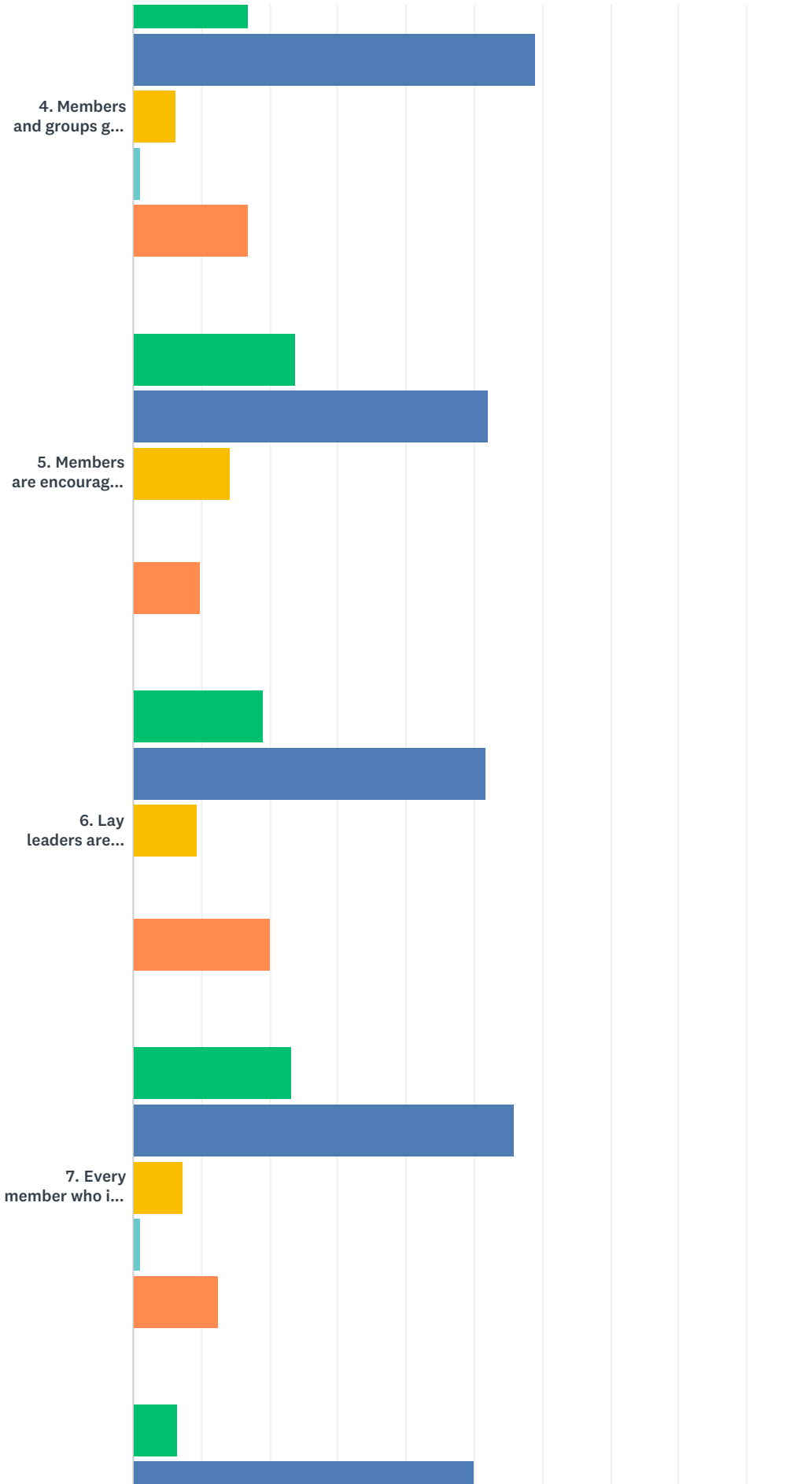
1. Offering worship that provides a meaningful experience of God and the Christian tradition	4.55%	4
2. Providing worship that expresses the Gospel in contemporary language and forms	5.68%	5
3. Providing Christian education for children and youth	7.95%	7
4. Providing Christian education programs for adults	7.95%	7
5. Helping members deepen their personal, spiritual relationship with God	21.59%	19
6. Sharing the good news of the Gospel with others	1.14%	1
7. Engaging in acts of charity and service to persons in need	2.27%	2
8. Encouraging members to act on the relationship of the Christian faith to social, political, and economic issues	5.68%	5
9. Providing a caring ministry for the sick, shut-ins and the bereaved	5.68%	5
10. Providing pastoral counseling to help members deal with personal problems	1.14%	1
11. Providing fellowship opportunities for members	12.50%	11
12. Helping members understand their use of money, time and talents as expressions of Christian stewardship	6.82%	6
13. Supporting the global mission of the church/denomination	0.00%	0
14. Helping members discover their own gifts for ministry and service	9.09%	8
15. Participating in activities and programs with other local religious groups	6.82%	6
16. Expressing our denominational heritage/tradition	1.14%	1
TOTAL		88

Q14 In order to carry out its tasks, every church must deal with certain organizational issues, such as making decisions, sharing information, and developing resources. Listed below are a number of statements describing such issues. To what extent do you agree or disagree that each statement describes your congregation? A "Don't Know" response is provided, but please use it only when absolutely necessary.

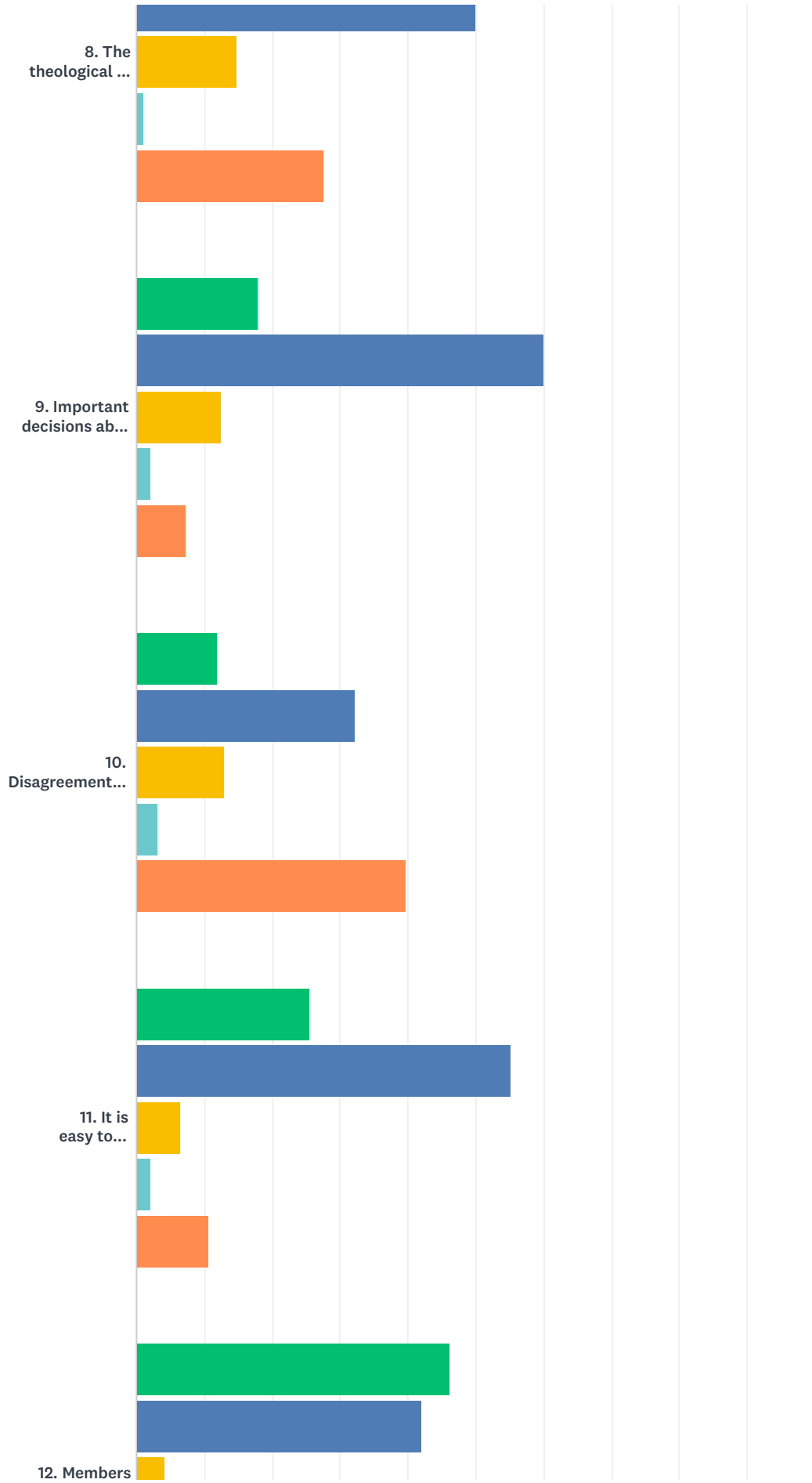
Answered: 96 Skipped: 6



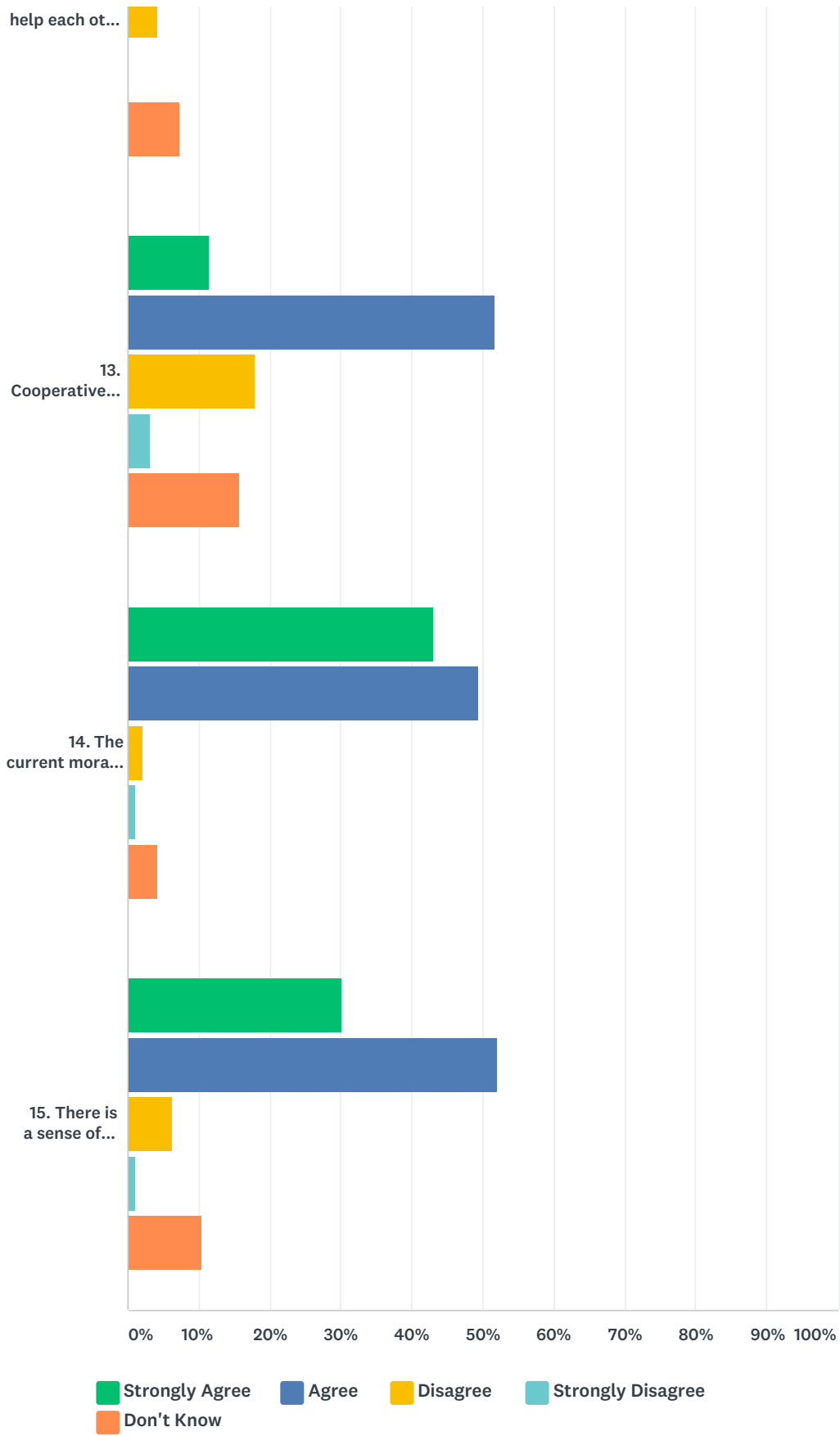
St. Dunstan's Episcopal Church Pastoral Search Inventory



St. Dunstan's Episcopal Church Pastoral Search Inventory



St. Dunstan's Episcopal Church Pastoral Search Inventory



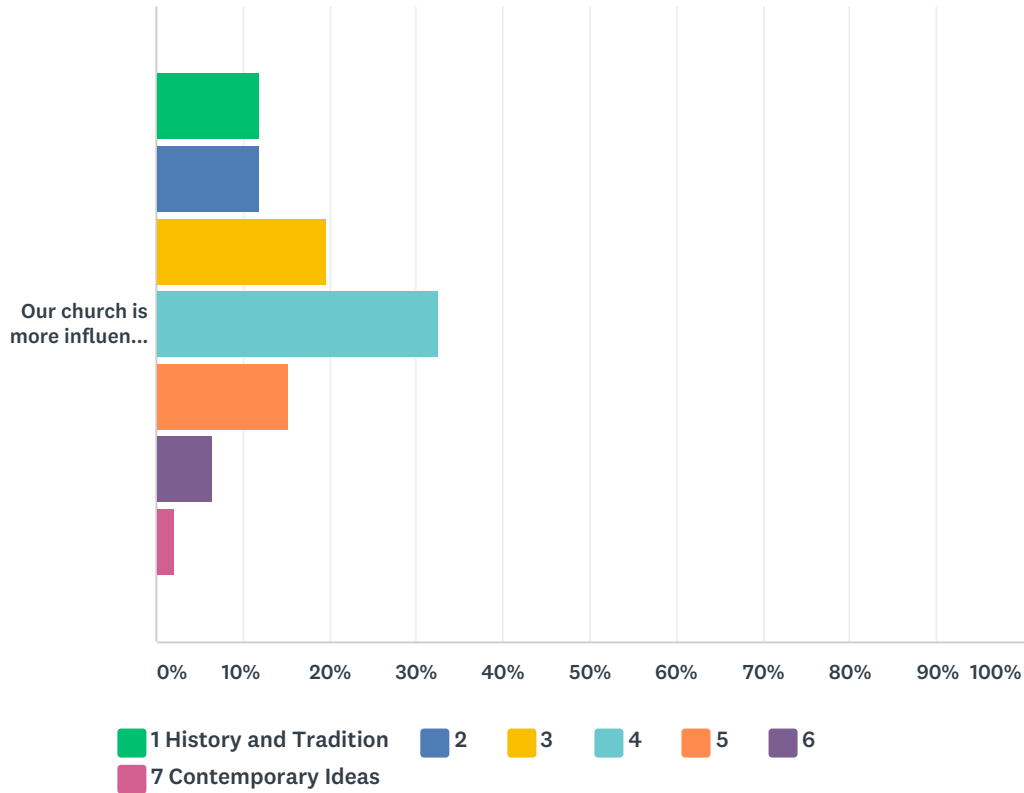
	STRONGLY AGREE	AGREE	DISAGREE	STRONGLY DISAGREE	DON'T KNOW	TOTAL
--	----------------	-------	----------	-------------------	------------	-------

St. Dunstan's Episcopal Church Pastoral Search Inventory

1. Members are well informed about what the various committees and groups in the church are doing.	27.08% 26	61.46% 59	8.33% 8	1.04% 1	2.08% 2	96
2. The activities taking place in the congregation are well publicized to the surrounding community	7.29% 7	40.63% 39	36.46% 35	3.13% 3	12.50% 12	96
3. Study of the needs of the congregation and the community is regularly undertaken as the basis for church planning	27.66% 26	44.68% 42	13.83% 13	1.06% 1	12.77% 12	94
4. Members and groups get a lot of support and encouragement for trying something new in the congregation	16.84% 16	58.95% 56	6.32% 6	1.05% 1	16.84% 16	95
5. Members are encouraged to discover their particular gifts for ministry and service	23.91% 22	52.17% 48	14.13% 13	0.00% 0	9.78% 9	92
6. Lay leaders are provided the training they need for their committee and task assignments	18.95% 18	51.58% 49	9.47% 9	0.00% 0	20.00% 19	95
7. Every member who is capable and interested has an equal opportunity to hold key leadership positions	23.16% 22	55.79% 53	7.37% 7	1.05% 1	12.63% 12	95
8. The theological and biblical implications of important decisions are regularly discussed	6.38% 6	50.00% 47	14.89% 14	1.06% 1	27.66% 26	94
9. Important decisions about the life of the church are rarely made without open discussion by church leaders and members	17.89% 17	60.00% 57	12.63% 12	2.11% 2	7.37% 7	95
10. Disagreements and conflicts are dealt with openly rather than hushed up or hidden behind closed doors	11.83% 11	32.26% 30	12.90% 12	3.23% 3	39.78% 37	93
11. It is easy to summarize for visitors and non-members how our congregation differs from other congregations in the area	25.53% 24	55.32% 52	6.38% 6	2.13% 2	10.64% 10	94
12. Members help each other out in times of trouble	46.32% 44	42.11% 40	4.21% 4	0.00% 0	7.37% 7	95
13. Cooperative programs with churches of other denominations are highly valued in our church	11.58% 11	51.58% 49	17.89% 17	3.16% 3	15.79% 15	95
14. The current morale of our church membership is high	43.16% 41	49.47% 47	2.11% 2	1.05% 1	4.21% 4	95
15. There is a sense of excitement among members about our church's future	30.21% 29	52.08% 50	6.25% 6	1.04% 1	10.42% 10	96

Q15 Listed below are several alternatives touching upon important dimensions of a church's identity. Using the seven point scale between each set of alternatives, please check the number which best describes where your congregation falls, "1" meaning most like the characteristic on the left, "7" meaning most like the characteristic on the right, "4" meaning an equal mix of both. 1.

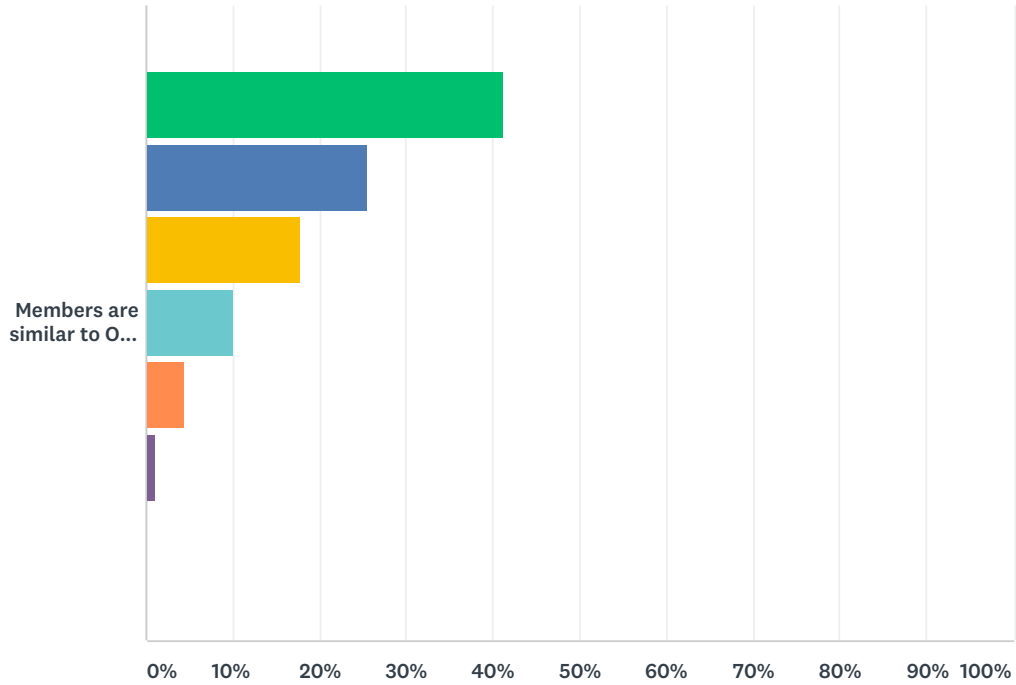
Answered: 92 Skipped: 10



	1 HISTORY AND TRADITION	2	3	4	5	6	7 CONTEMPORARY IDEAS	TOTAL
Our church is more influenced by history and tradition OR by contemporary ideas and trends.	11.96%	11.96%	19.57%	32.61%	15.22%	6.52%	2.17%	92
	11	11	18	30	14	6	2	

Q16 2.

Answered: 90 Skipped: 12

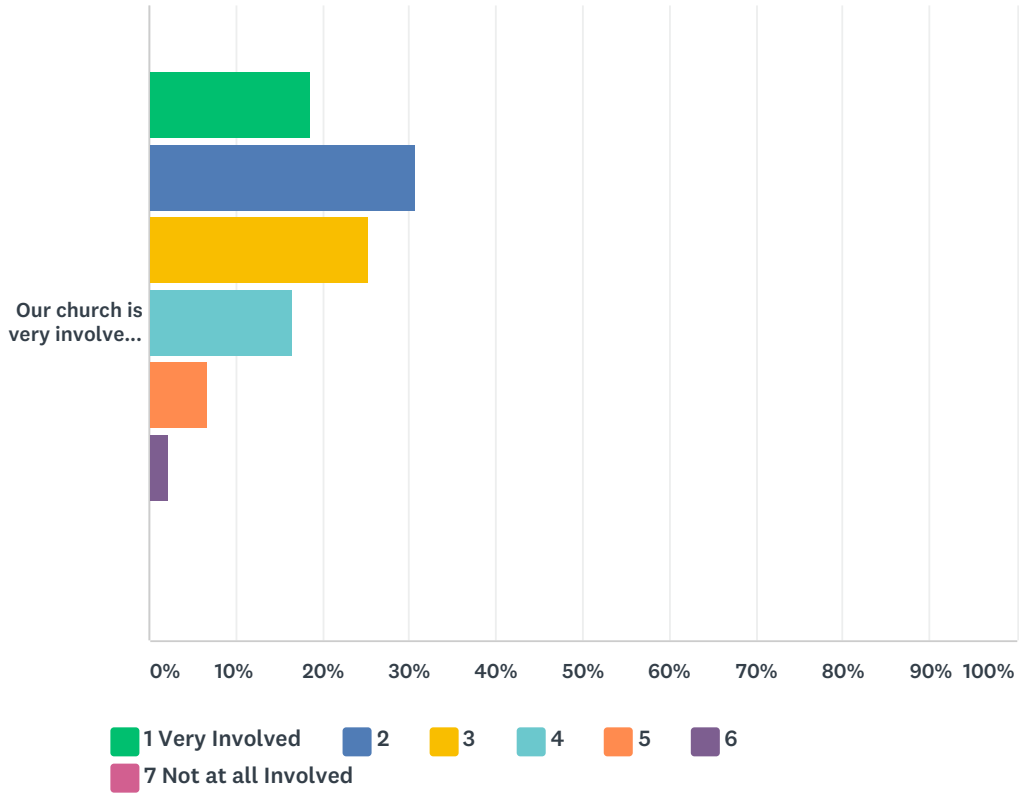


■ 1 Similar To
 ■ 2
 ■ 3
 ■ 4
 ■ 5
 ■ 6
 ■ 7 Very Different From

	1 SIMILAR TO	2	3	4	5	6	7 VERY DIFFERENT FROM	TOTAL
Members are similar to OR very different from the people who live immediately around the church.	41.11% 37	25.56% 23	17.78% 16	10.00% 9	4.44% 4	1.11% 1	0.00% 0	90

Q17 3.

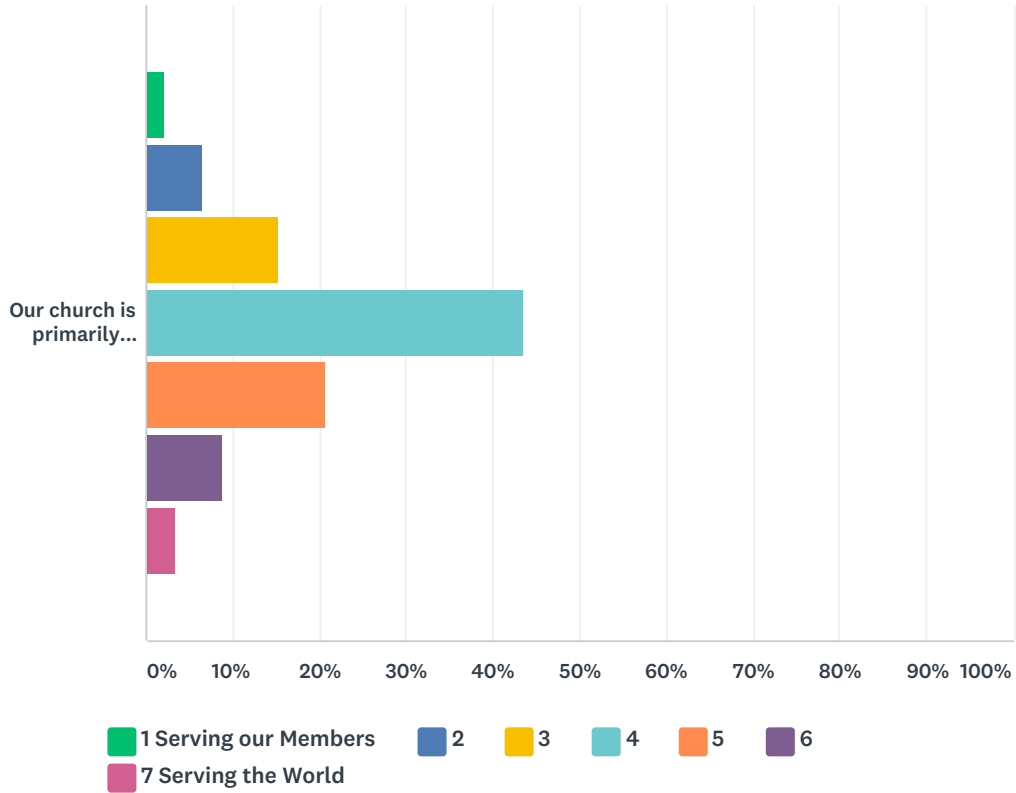
Answered: 91 Skipped: 11



	1 VERY INVOLVED	2	3	4	5	6	7 NOT AT ALL INVOLVED	TOTAL
Our church is very involved OR not at all involved with the community around the church.	18.68%	30.77%	25.27%	16.48%	6.59%	2.20%	0.00%	91
	17	28	23	15	6	2	0	

Q18 4.

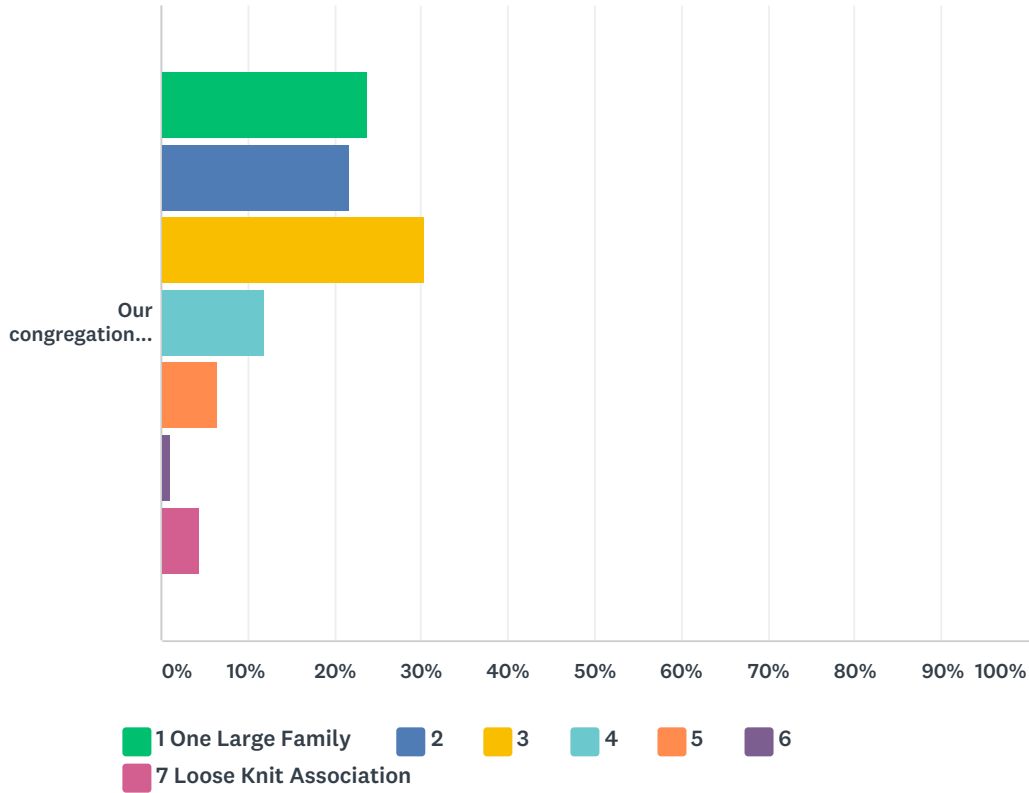
Answered: 92 Skipped: 10



	1 SERVING OUR MEMBERS	2	3	4	5	6	7 SERVING THE WORLD	TOTAL
Our church is primarily oriented to serving our members OR to serving the world beyond our membership.	2.17%	6.52%	15.22%	43.48%	20.65%	8.70%	3.26%	92
	2	6	14	40	19	8	3	

Q19 5.

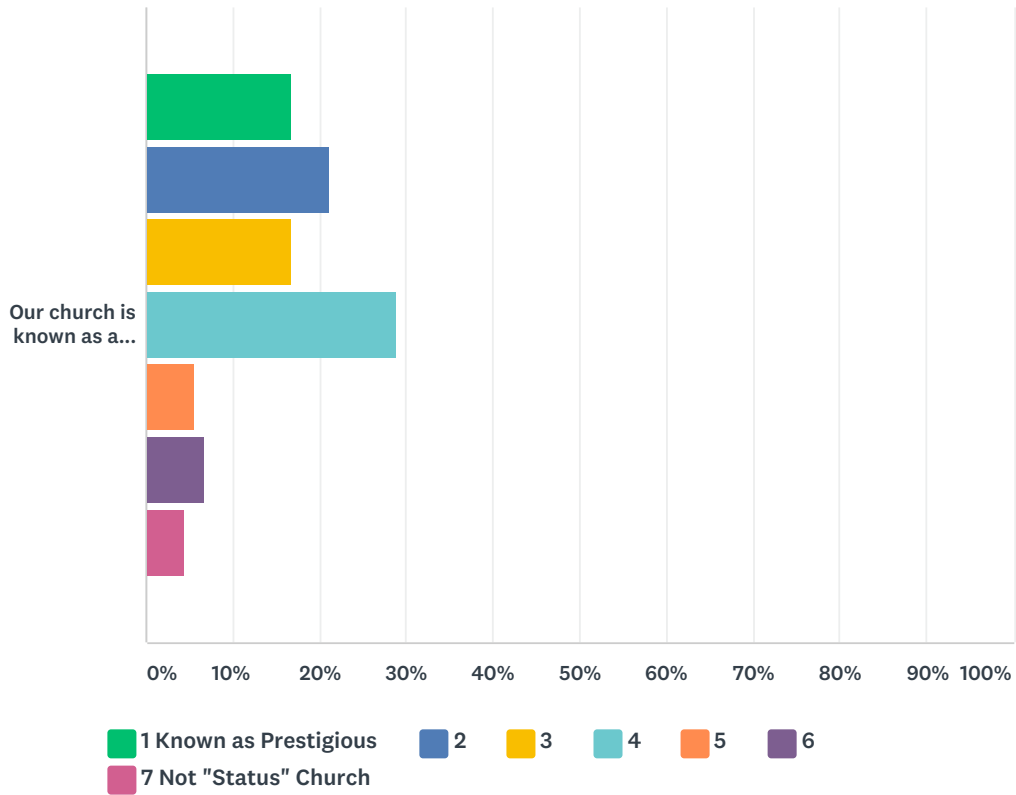
Answered: 92 Skipped: 10



	1 ONE LARGE FAMILY	2	3	4	5	6	7 LOOSE KNIT ASSOCIATION	TOTAL
Our congregation feels like one large family OR like a loosely knit association of individuals and groups.	23.91%	21.74%	30.43%	11.96%	6.52%	1.09%	4.35%	92
	22	20	28	11	6	1	4	

Q20 6.

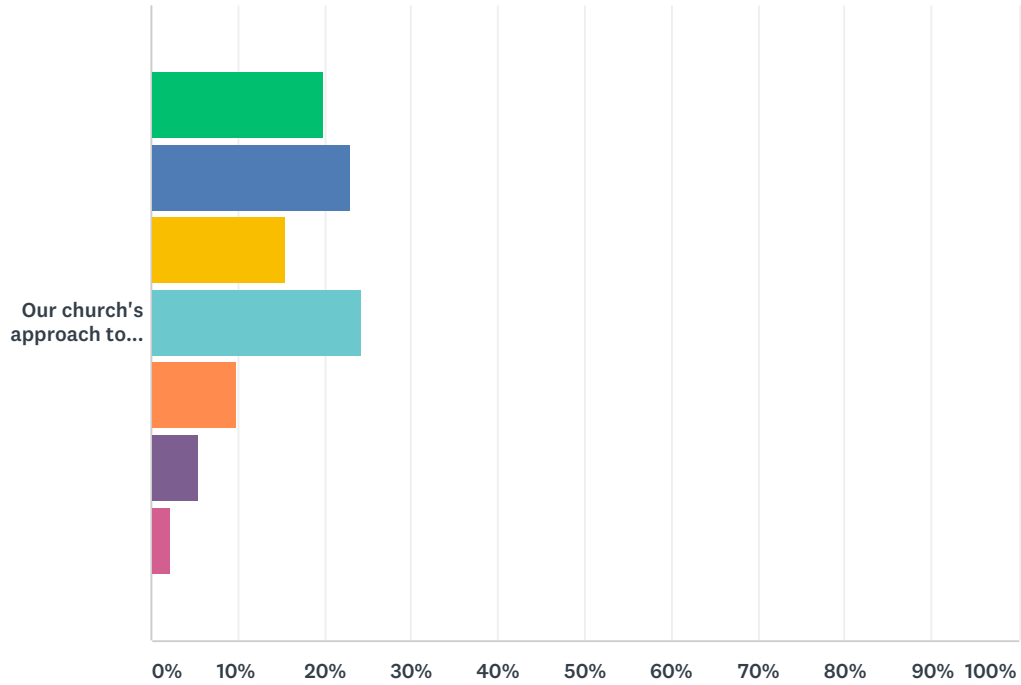
Answered: 90 Skipped: 12



	1 KNOWN AS PRESTIGIOUS	2	3	4	5	6	7 NOT "STATUS" CHURCH	TOTAL
Our church is known as a prestigious one in the area OR is not considered one of the "status" churches in the area.	16.67%	21.11%	16.67%	28.89%	5.56%	6.67%	4.44%	90
	15	19	15	26	5	6	4	

Q21 7.

Answered: 91 Skipped: 11

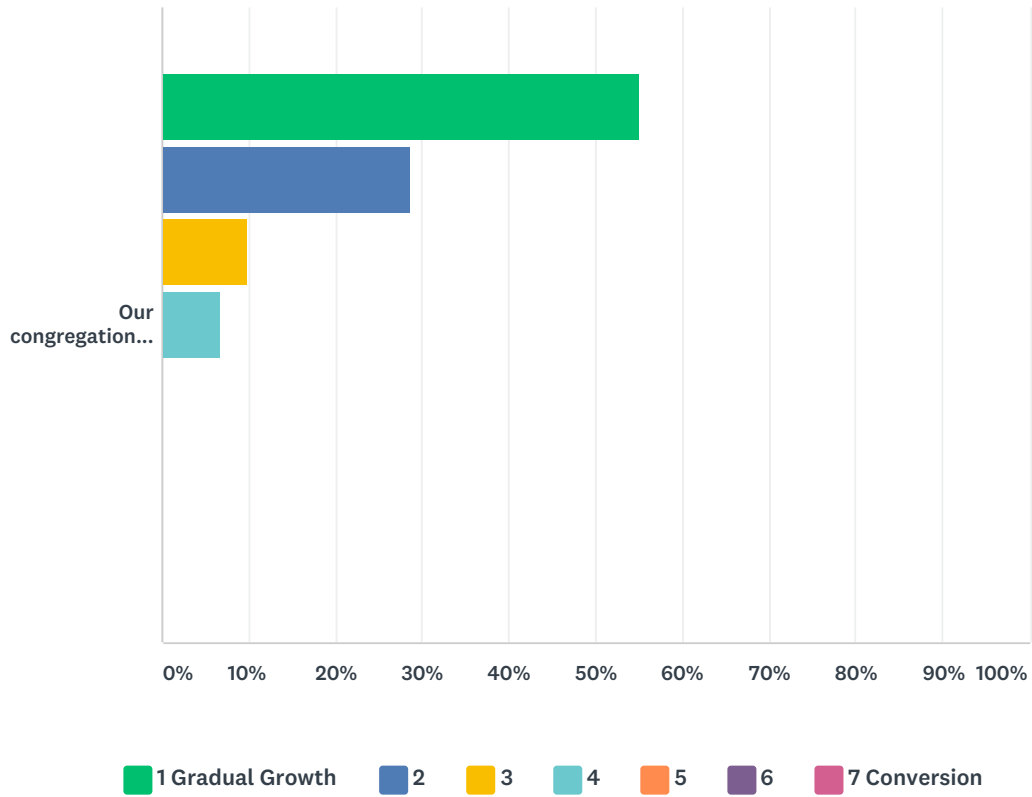


■ 1 Educational
 ■ 2
 ■ 3
 ■ 4
 ■ 5
 ■ 6
 ■ 7 Activist

	1 EDUCATIONAL	2	3	4	5	6	7 ACTIVIST	TOTAL
Our church's approach to social issues is basically educational, leaving any action to individual conscience OR is decidedly "activist". We take stands on social issues as a congregation.	19.78%	23.08%	15.38%	24.18%	9.89%	5.49%	2.20%	91
	18	21	14	22	9	5	2	

Q22 8.

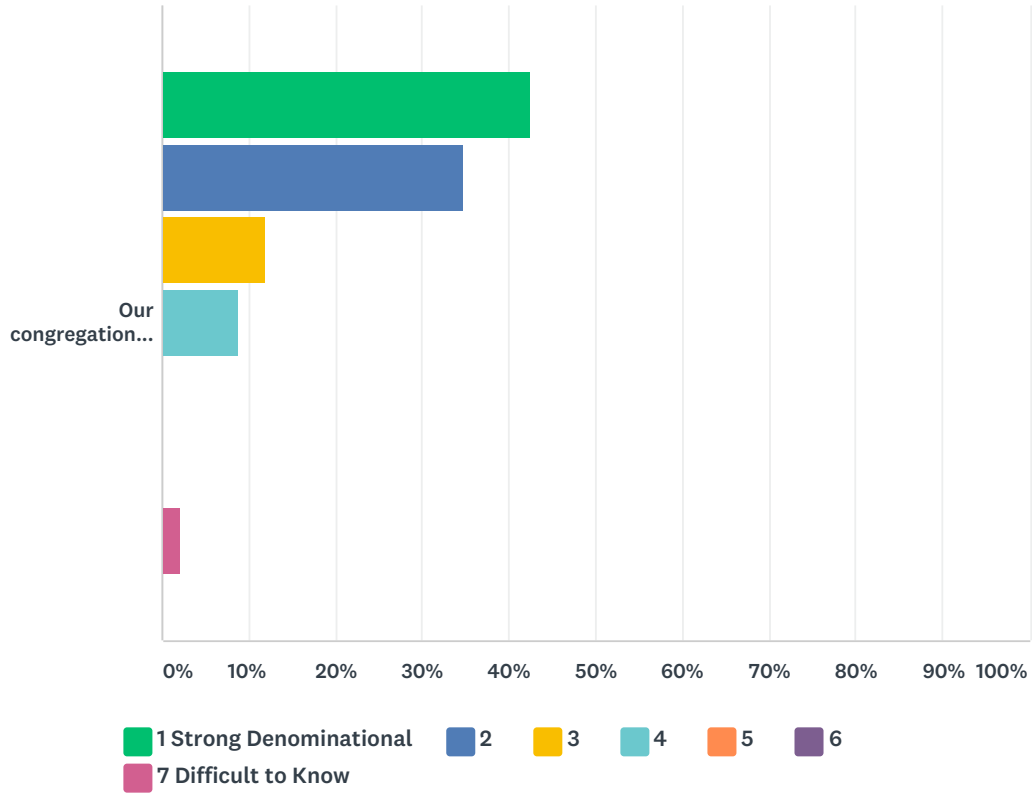
Answered: 91 Skipped: 11



	1 GRADUAL GROWTH	2	3	4	5	6	7 CONVERSION	TOTAL
Our congregation's approach to individual salvation emphasizes education, nurture and gradual growth in faith OR stresses conversion and a born-again experience.	54.95% 50	28.57% 26	9.89% 9	6.59% 6	0.00% 0	0.00% 0	0.00% 0	91

Q23 9.

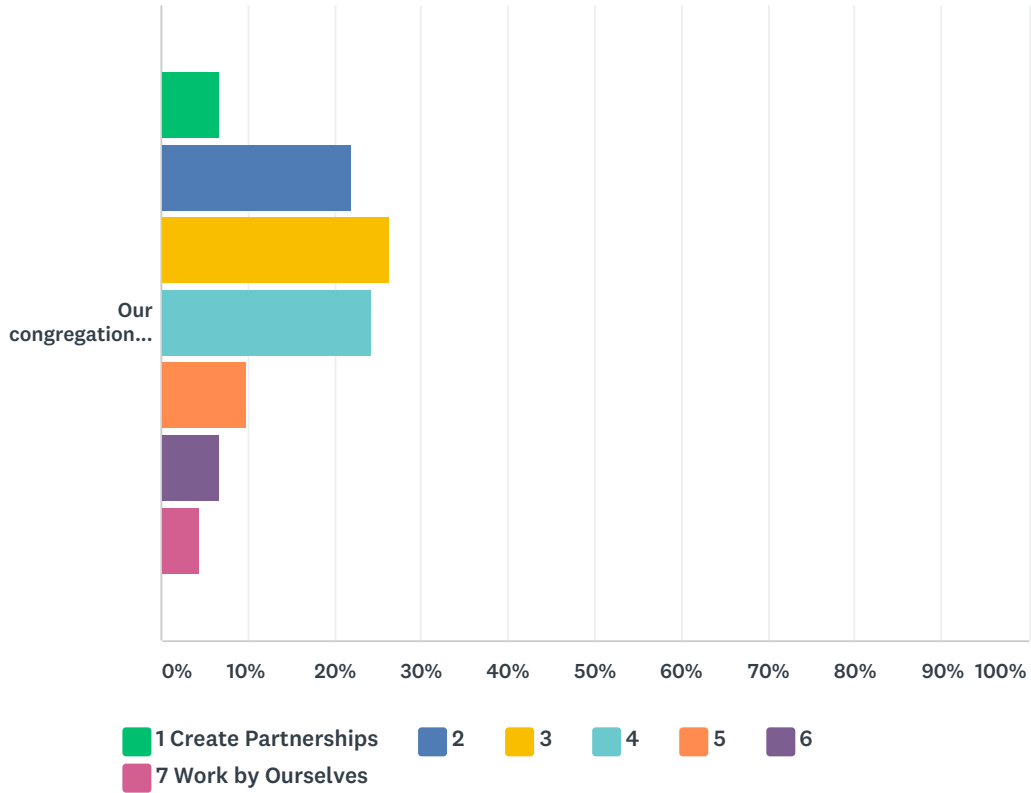
Answered: 92 Skipped: 10



	1 STRONG DENOMINATIONAL	2	3	4	5	6	7 DIFFICULT TO KNOW	TOTAL
Our congregation gives strong expression to our denominational identity and heritage OR it's difficult to know to which denomination our congregation belongs.	42.39%	34.78%	11.96%	8.70%	0.00%	0.00%	2.17%	92
	39	32	11	8	0	0	2	

Q24 10.

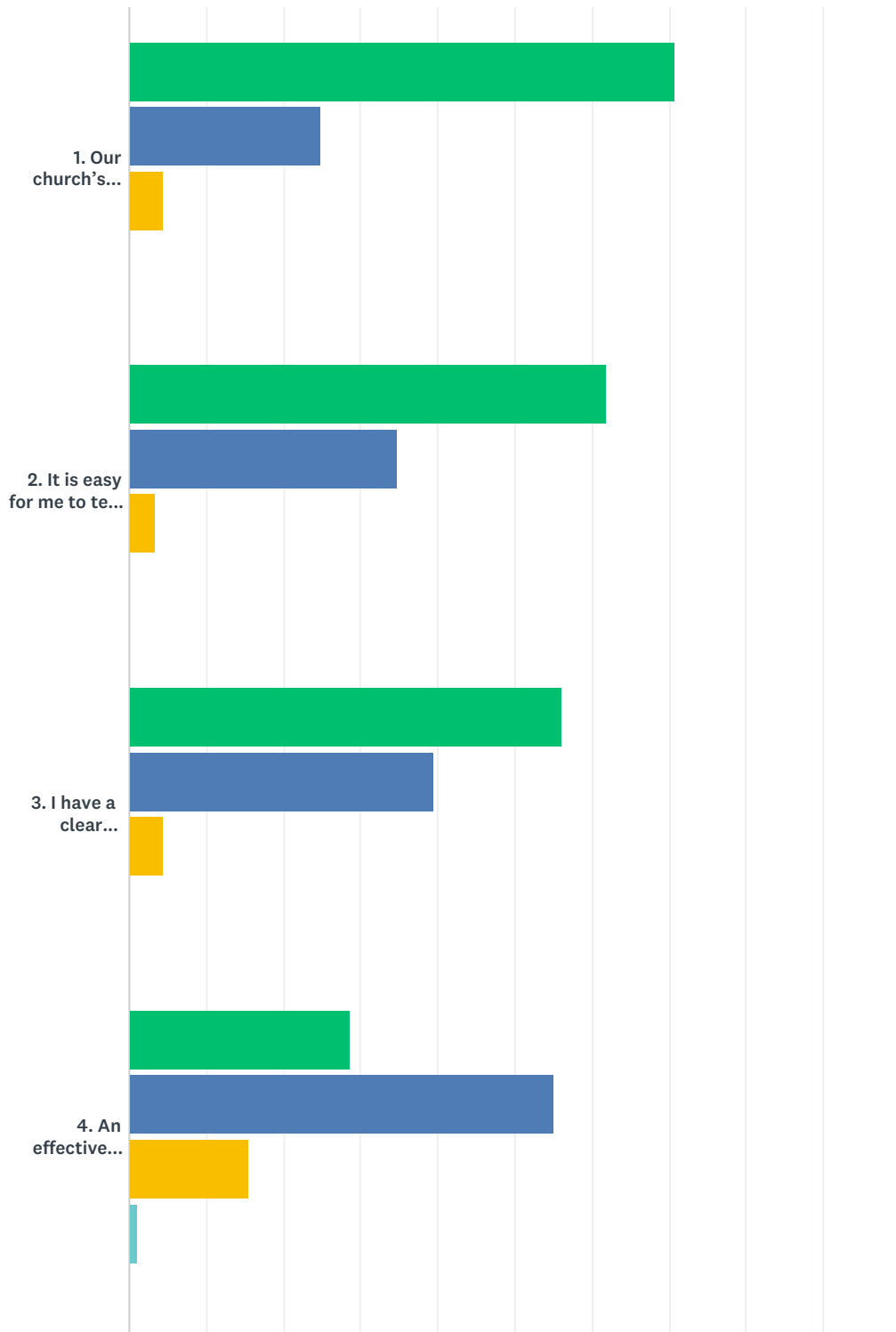
Answered: 91 Skipped: 11



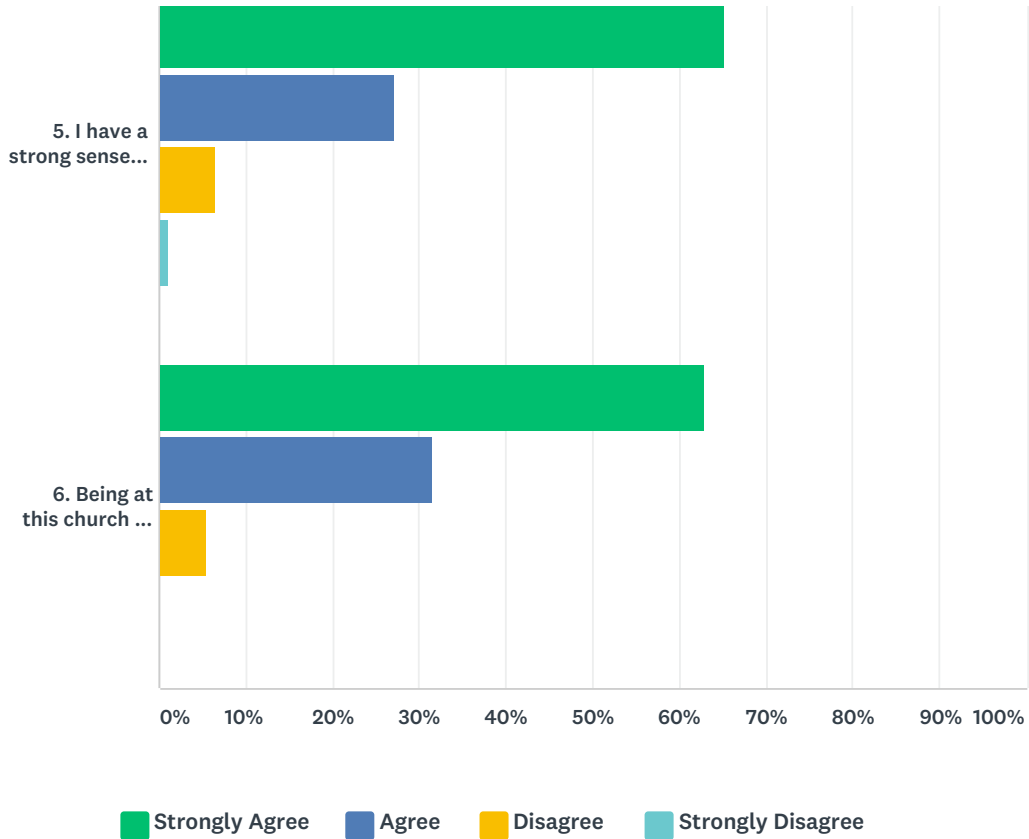
	1 CREATE PARTNERSHIPS	2	3	4	5	6	7 WORK BY OURSELVES	TOTAL
Our congregation strives to create partnerships with other local churches OR prefers to work by ourselves or through our denominational channels.	6.59%	21.98%	26.37%	24.18%	9.89%	6.59%	4.40%	91
	6	20	24	22	9	6	4	

Q25 All congregations have an identity, or a sense of who they are, that all members share in and yet any individual member stands somewhat apart from. Please rate your agreement or disagreement with the following statements from your perspective as an individual looking at your congregation's overall identity and vision.

Answered: 92 Skipped: 10



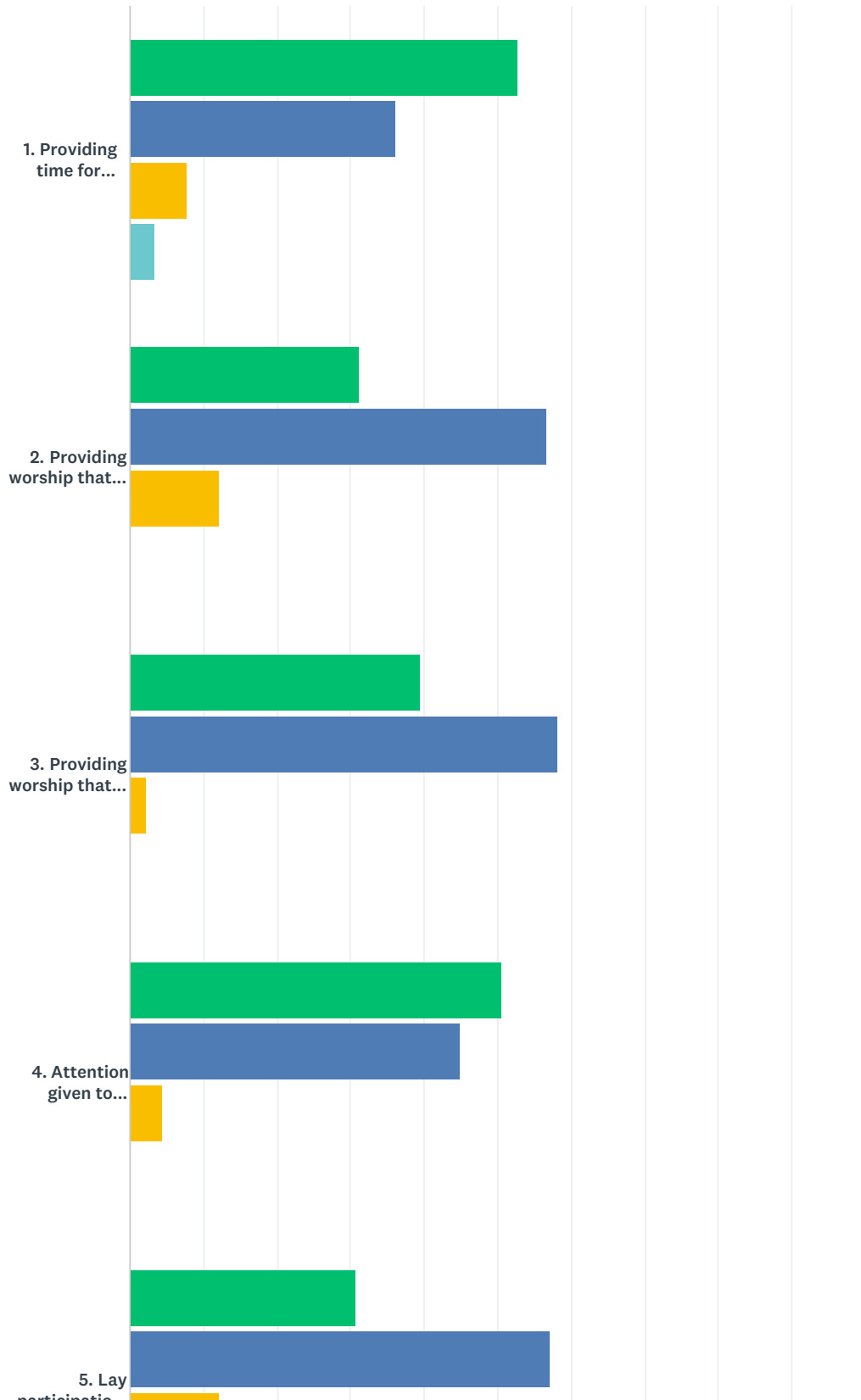
St. Dunstan's Episcopal Church Pastoral Search Inventory



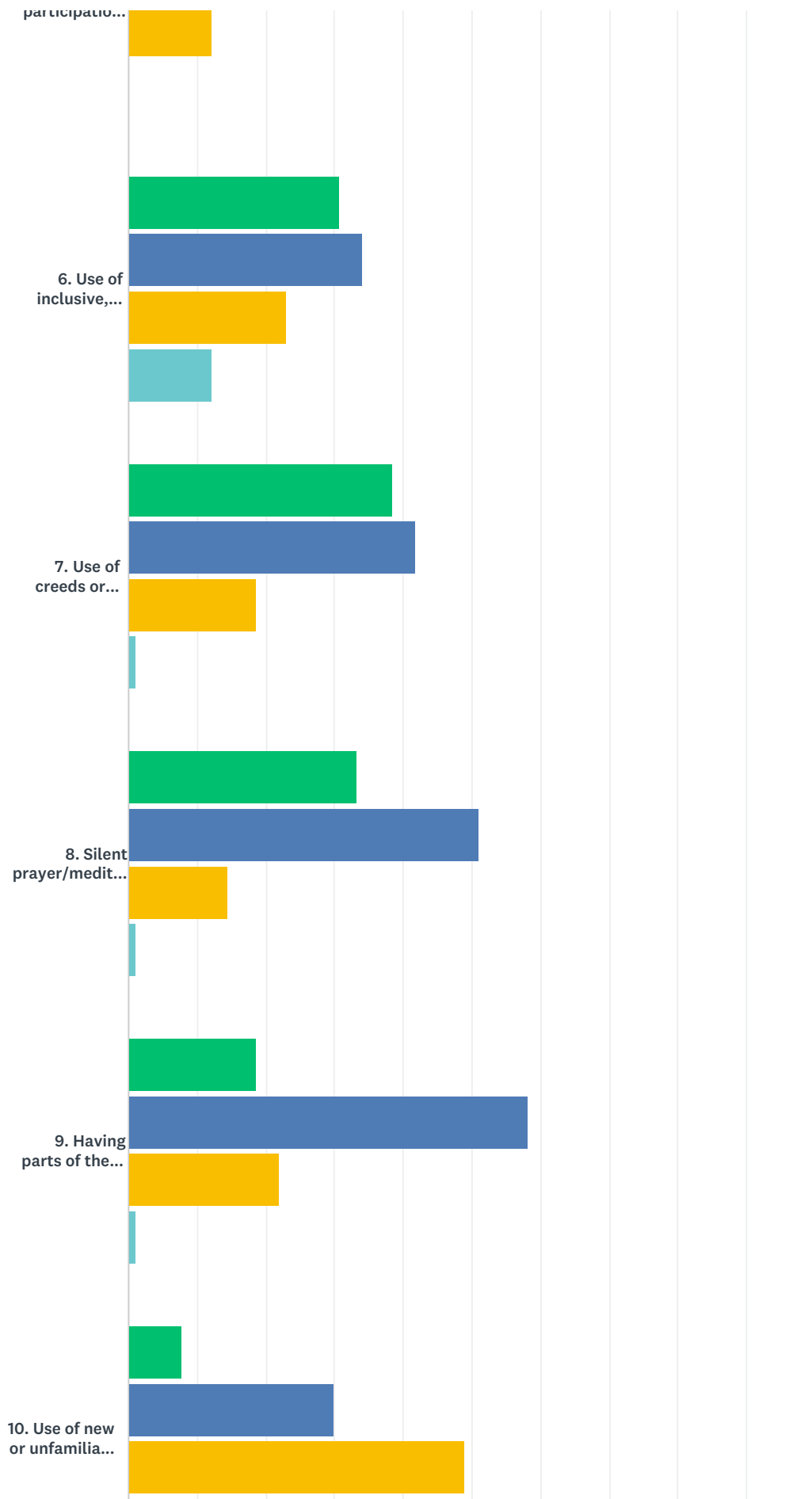
	STRONGLY AGREE	AGREE	DISAGREE	STRONGLY DISAGREE	TOTAL
1. Our church's identity, as it is, is one with which I feel comfortable.	70.65% 65	25.00% 23	4.35% 4	0.00% 0	92
2. It is easy for me to tell my friends what is unique about our church.	61.96% 57	34.78% 32	3.26% 3	0.00% 0	92
3. I have a clear understanding of what our church stands for.	56.04% 51	39.56% 36	4.40% 4	0.00% 0	91
4. An effective effort was made to instruct me in our church's mission.	28.57% 26	54.95% 50	15.38% 14	1.10% 1	91
5. I have a strong sense of belonging to this congregation.	65.22% 60	27.17% 25	6.52% 6	1.09% 1	92
6. Being at this church has made a difference in my spiritual life.	63.04% 58	31.52% 29	5.43% 5	0.00% 0	92

Q26 For you, personally, how important are each of the following in the mix of qualities that make a good worship service?

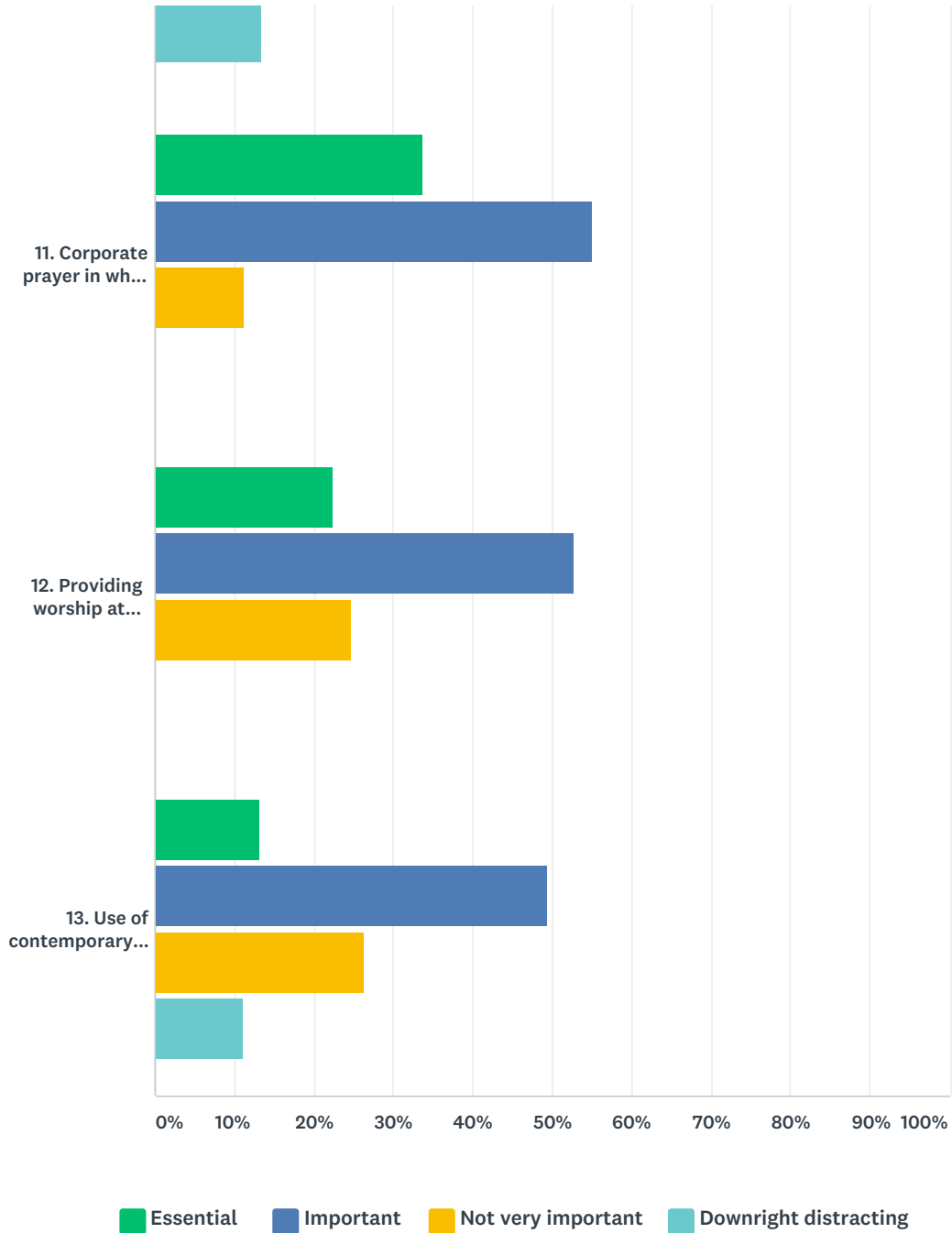
Answered: 91 Skipped: 11



St. Dunstan's Episcopal Church Pastoral Search Inventory



St. Dunstan's Episcopal Church Pastoral Search Inventory



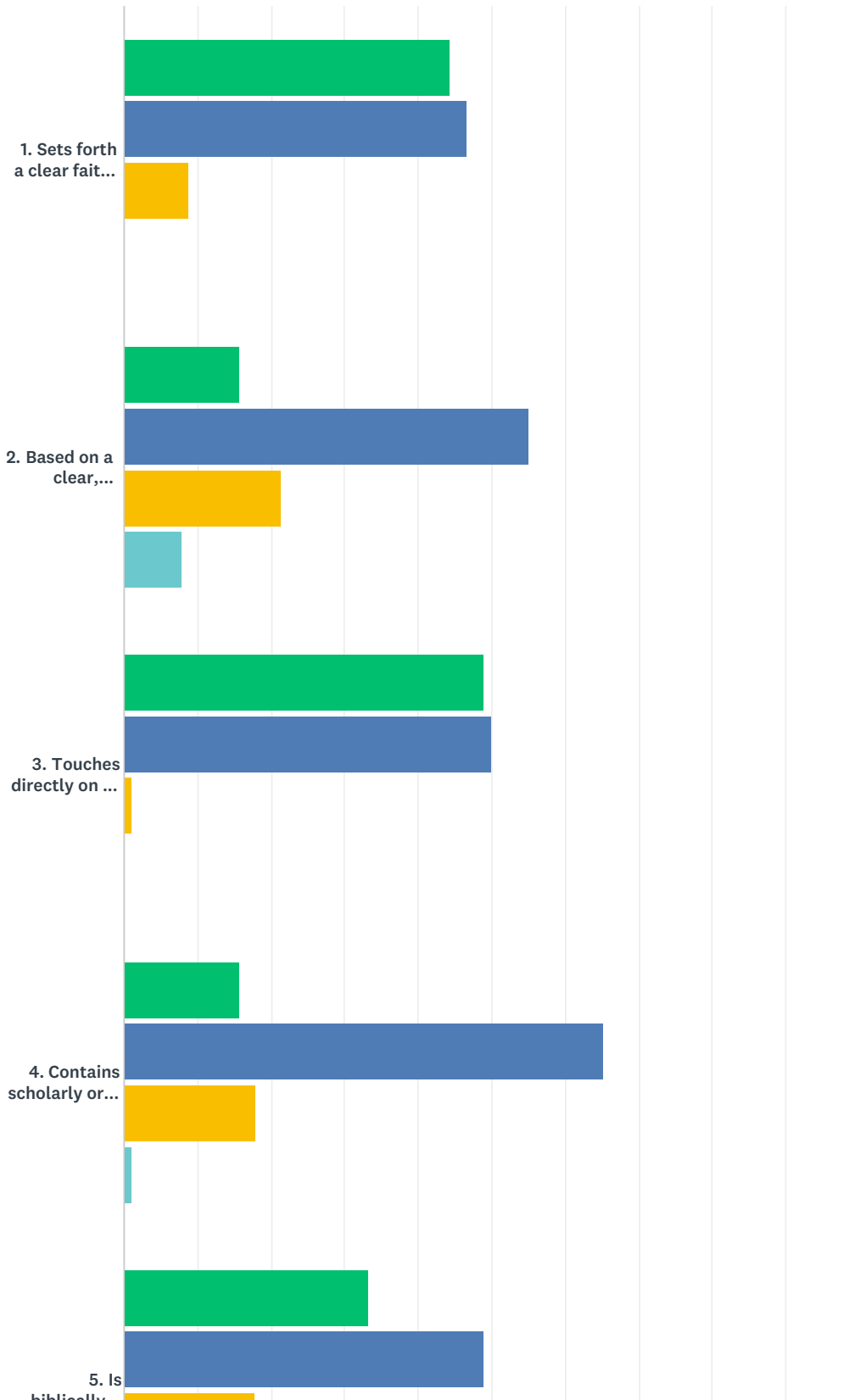
	ESSENTIAL	IMPORTANT	NOT VERY IMPORTANT	DOWNRIGHT DISTRACTING	TOTAL
1. Providing time for members to greet one another	52.75% 48	36.26% 33	7.69% 7	3.30% 3	91
2. Providing worship that is emotionally moving	31.11% 28	56.67% 51	12.22% 11	0.00% 0	90
3. Providing worship that is intellectually challenging	39.56% 36	58.24% 53	2.20% 2	0.00% 0	91
4. Attention given to sacraments	50.55% 46	45.05% 41	4.40% 4	0.00% 0	91
5. Lay participation in leading worship	30.77% 28	57.14% 52	12.09% 11	0.00% 0	91

St. Dunstan's Episcopal Church Pastoral Search Inventory

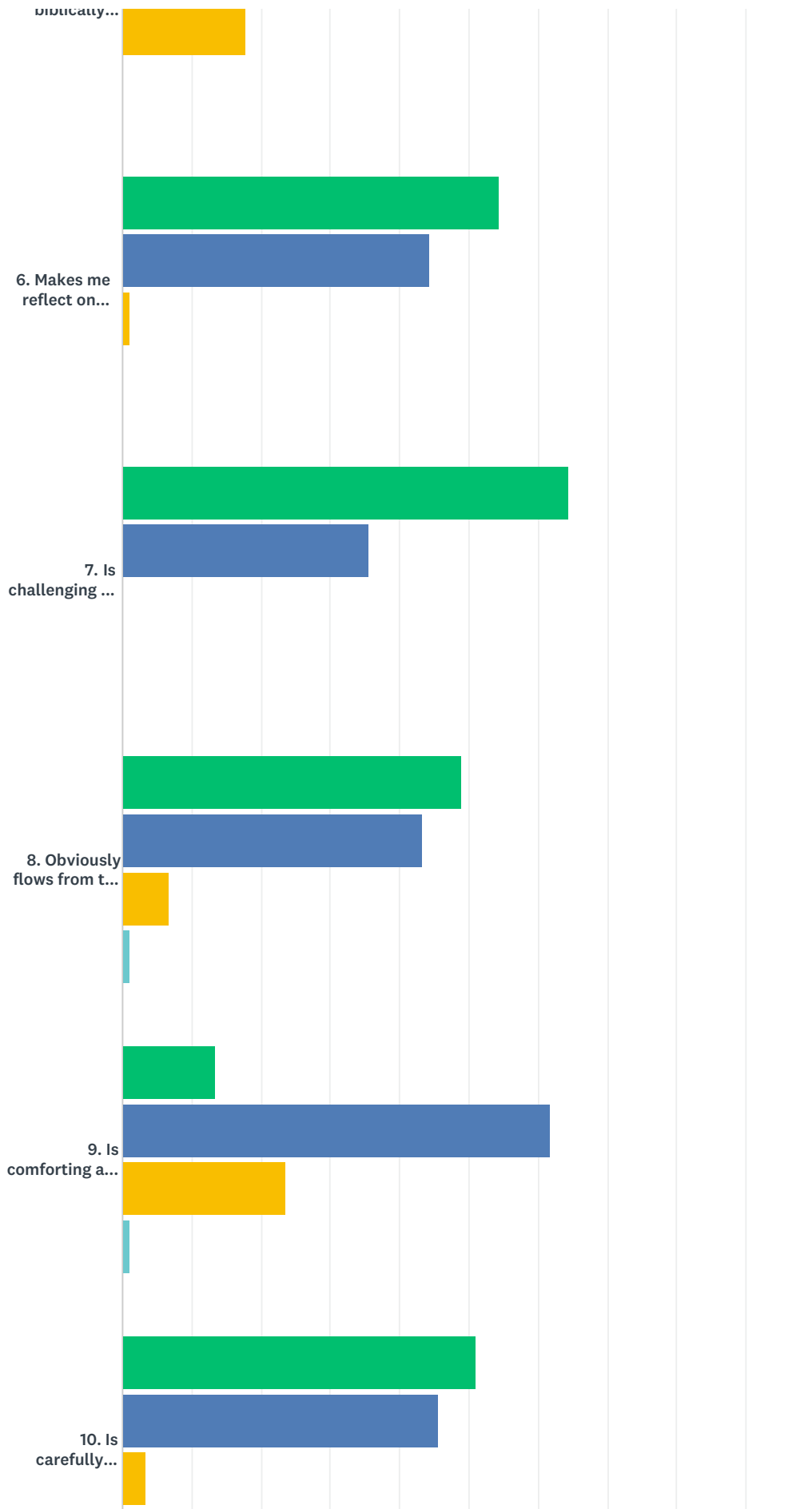
6. Use of inclusive, non-sexist language	30.77% 28	34.07% 31	23.08% 21	12.09% 11	91
7. Use of creeds or statements of faith	38.46% 35	41.76% 38	18.68% 17	1.10% 1	91
8. Silent prayer/meditation	33.33% 30	51.11% 46	14.44% 13	1.11% 1	90
9. Having parts of the worship especially for children	18.68% 17	58.24% 53	21.98% 20	1.10% 1	91
10. Use of new or unfamiliar hymns	7.78% 7	30.00% 27	48.89% 44	13.33% 12	90
11. Corporate prayer in which the entire congregation participates	33.71% 30	55.06% 49	11.24% 10	0.00% 0	89
12. Providing worship at times other than Sunday morning	22.47% 20	52.81% 47	24.72% 22	0.00% 0	89
13. Use of contemporary worship styles, music and language	13.19% 12	49.45% 45	26.37% 24	10.99% 10	91

Q27 For you, personally, how important are each of the following in the mix of qualities that make a good sermon?

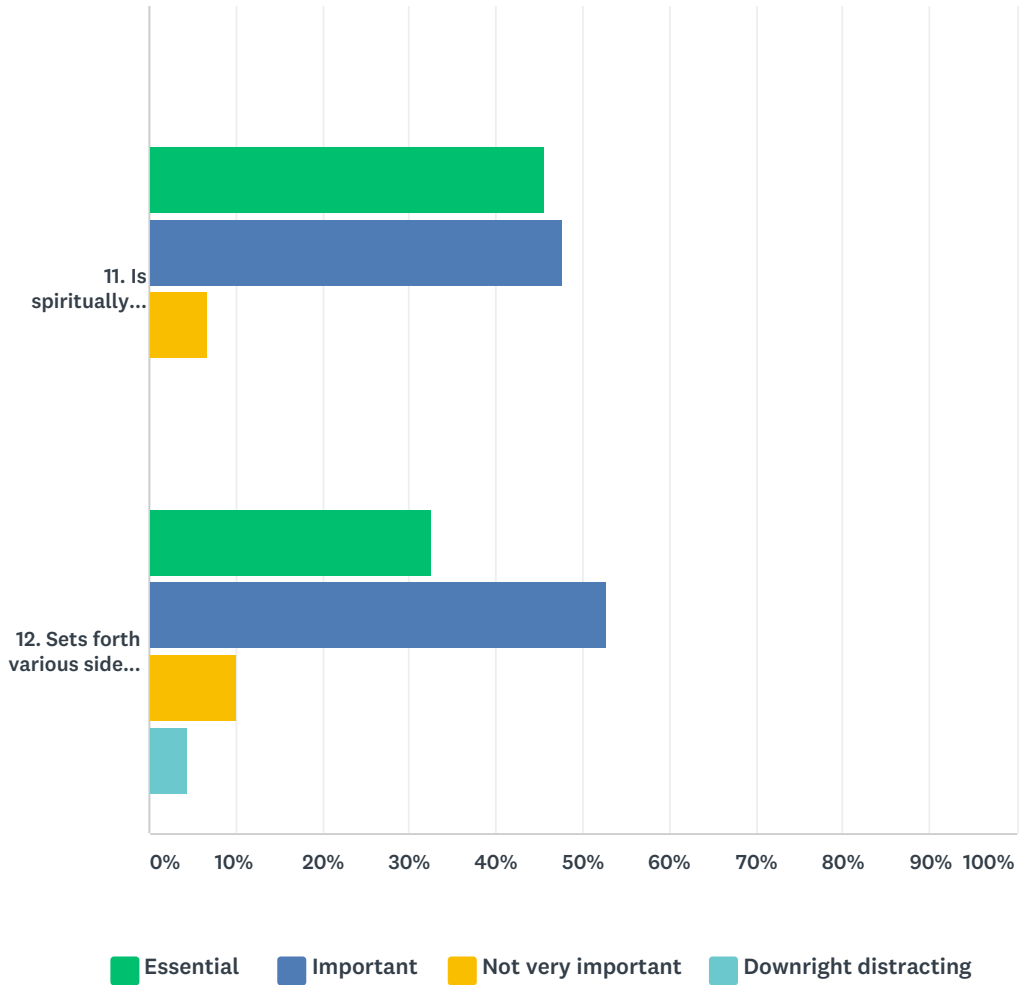
Answered: 91 Skipped: 11



St. Dunstan's Episcopal Church Pastoral Search Inventory



St. Dunstan's Episcopal Church Pastoral Search Inventory



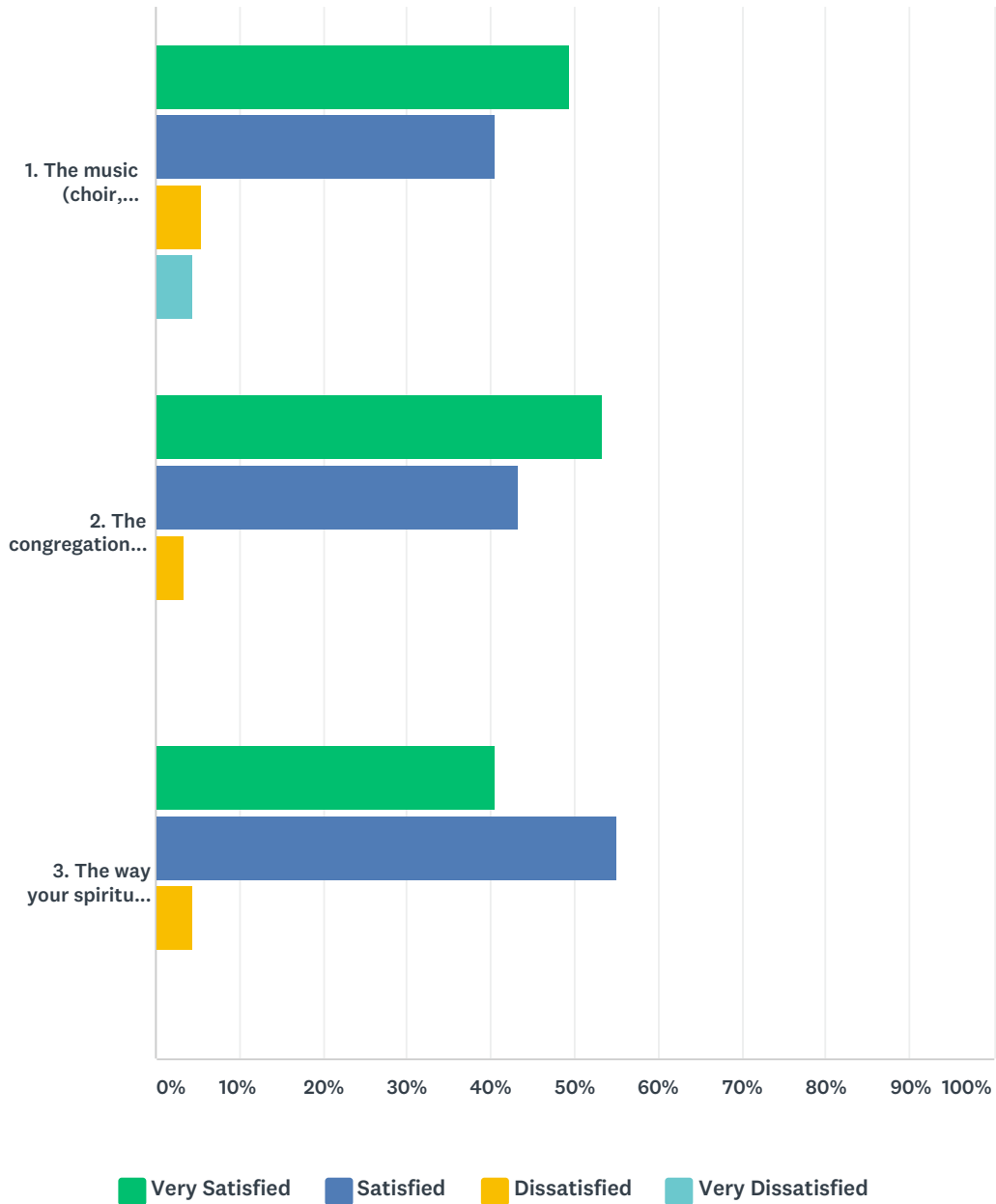
	ESSENTIAL	IMPORTANT	NOT VERY IMPORTANT	DOWNRIGHT DISTRACTING	TOTAL
1. Sets forth a clear faith position as a guide for making decisions and living a faithful life	44.44% 40	46.67% 42	8.89% 8	0.00% 0	90
2. Based on a clear, unambiguous religious authority	15.73% 14	55.06% 49	21.35% 19	7.87% 7	89
3. Touches directly on my everyday life	48.89% 44	50.00% 45	1.11% 1	0.00% 0	90
4. Contains scholarly or literary illustrations	15.73% 14	65.17% 58	17.98% 16	1.12% 1	89
5. Is biblically based and illustrated	33.33% 30	48.89% 44	17.78% 16	0.00% 0	90
6. Makes me reflect on issues and events that go beyond my personal life and local community	54.44% 49	44.44% 40	1.11% 1	0.00% 0	90
7. Is challenging and thought-provoking	64.44% 58	35.56% 32	0.00% 0	0.00% 0	90
8. Obviously flows from the depth of the preacher's own personal faith and spiritual convictions	48.89% 44	43.33% 39	6.67% 6	1.11% 1	90
9. Is comforting and reassuring	13.48% 12	61.80% 55	23.60% 21	1.12% 1	89
10. Is carefully composed and skillfully delivered	51.11% 46	45.56% 41	3.33% 3	0.00% 0	90

St. Dunstan's Episcopal Church Pastoral Search Inventory

11. Is spiritually moving and inspirational	45.56% 41	47.78% 43	6.67% 6	0.00% 0	90
12. Sets forth various sides of an issue without advocating one position as the only Christian position	32.58% 29	52.81% 47	10.11% 9	4.49% 4	89

Q28 Please identify to what extent you are satisfied with the following aspects of your church:

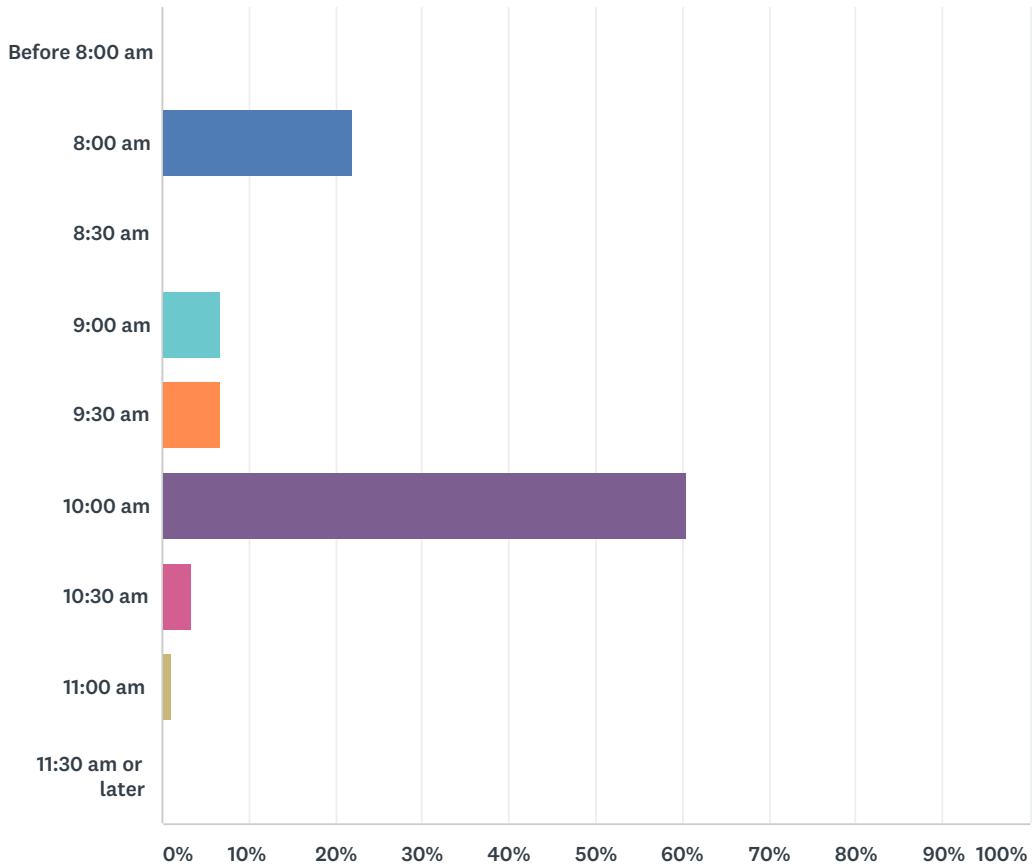
Answered: 91 Skipped: 11



	VERY SATISFIED	SATISFIED	DISSATISFIED	VERY DISSATISFIED	TOTAL
1. The music (choir, anthems, and instrumentals) during Sunday worship	49.45% 45	40.66% 37	5.49% 5	4.40% 4	91
2. The congregation's Sunday worship, other than the music	53.33% 48	43.33% 39	3.33% 3	0.00% 0	90
3. The way your spiritual needs are being met in the worship service	40.66% 37	54.95% 50	4.40% 4	0.00% 0	91

Q29 If you could choose any time on Sunday morning, what time would you prefer for worship to start?

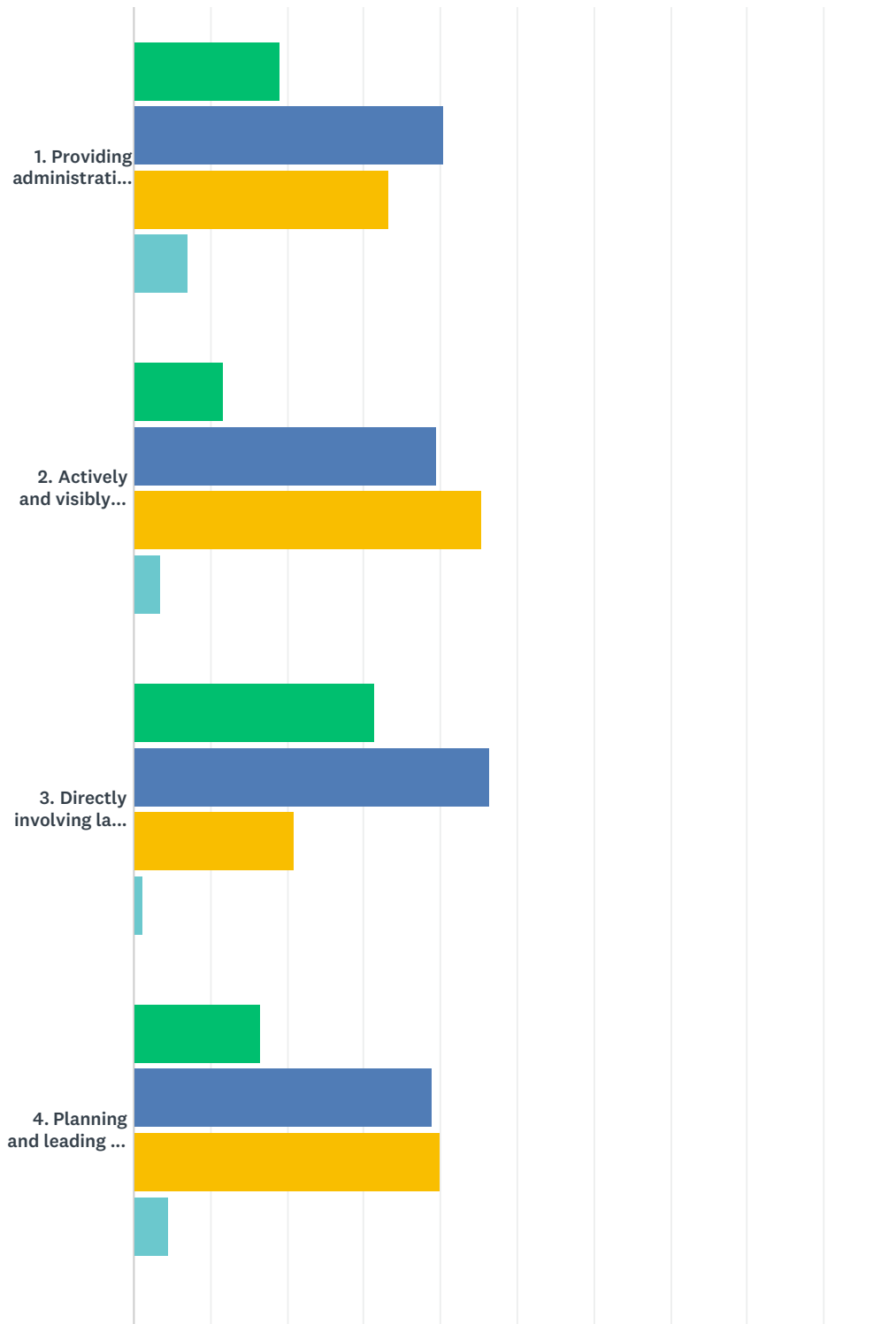
Answered: 91 Skipped: 11



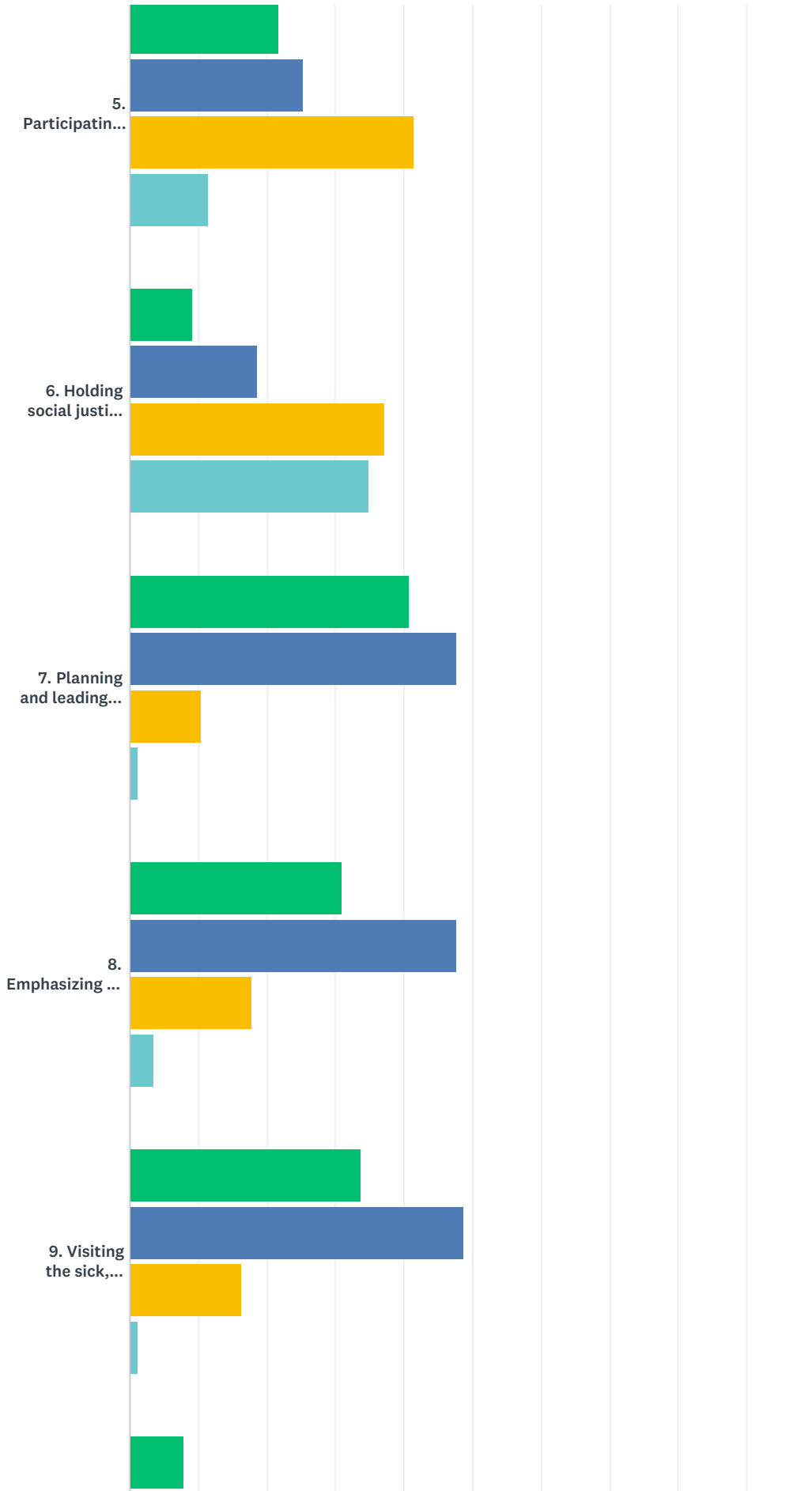
ANSWER CHOICES	RESPONSES	
Before 8:00 am	0.00%	0
8:00 am	21.98%	20
8:30 am	0.00%	0
9:00 am	6.59%	6
9:30 am	6.59%	6
10:00 am	60.44%	55
10:30 am	3.30%	3
11:00 am	1.10%	1
11:30 am or later	0.00%	0
TOTAL		91

Q30 In your judgment how high or low a priority would you like each of the following to be for the pastor of this church? It is worth remembering that not every task can be highest priority, and that in reality, only 3 or 4 probably can be. You may want to read the entire list, then go back and make your priority rankings.

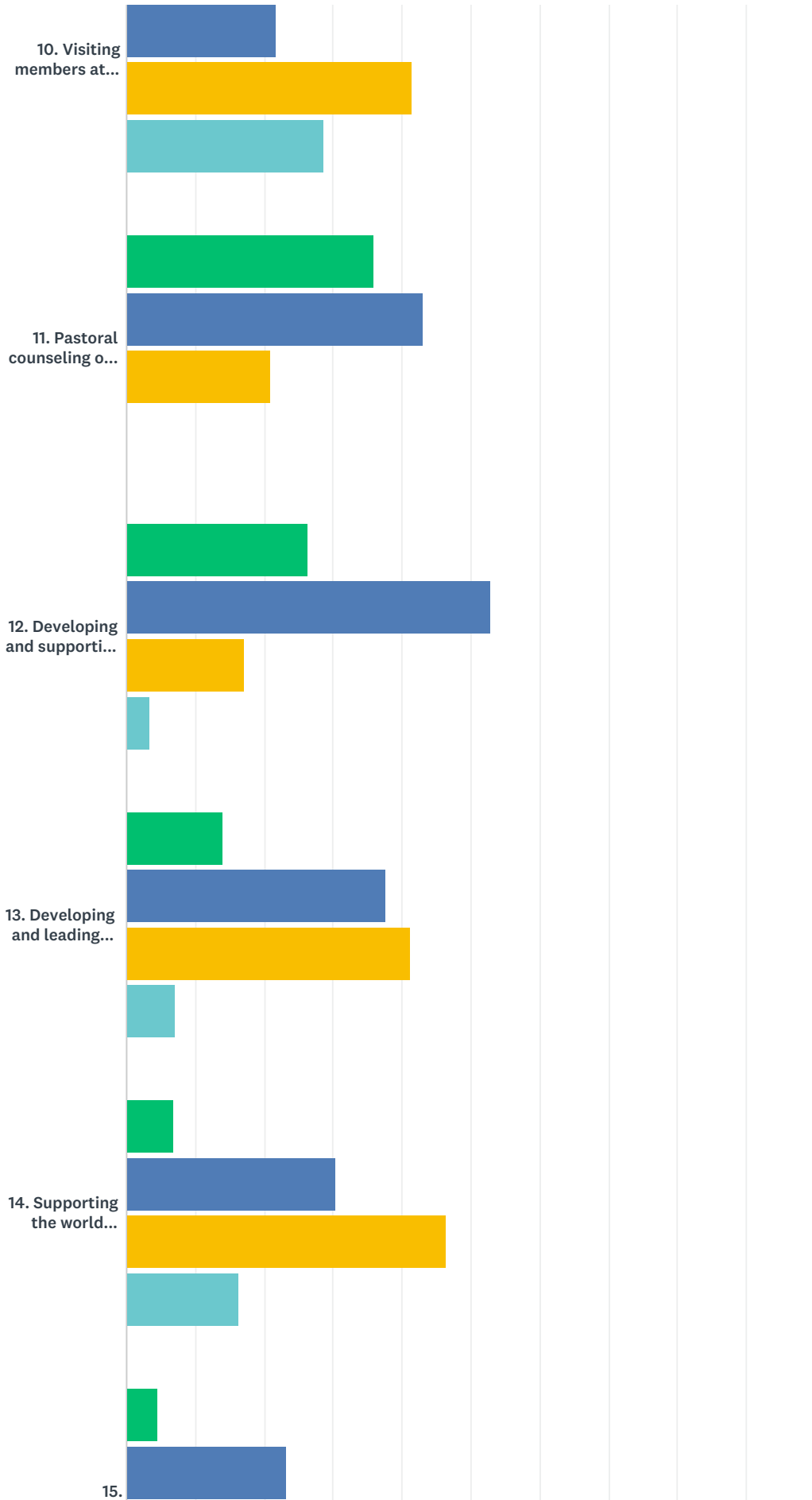
Answered: 87 Skipped: 15



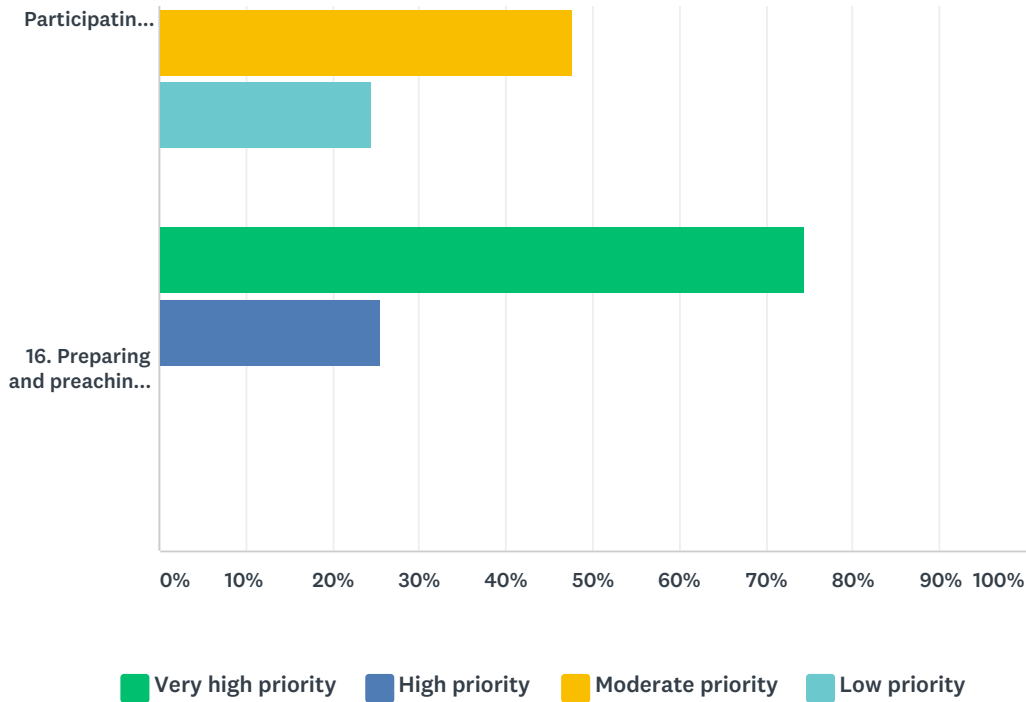
St. Dunstan's Episcopal Church Pastoral Search Inventory



St. Dunstan's Episcopal Church Pastoral Search Inventory



St. Dunstan's Episcopal Church Pastoral Search Inventory



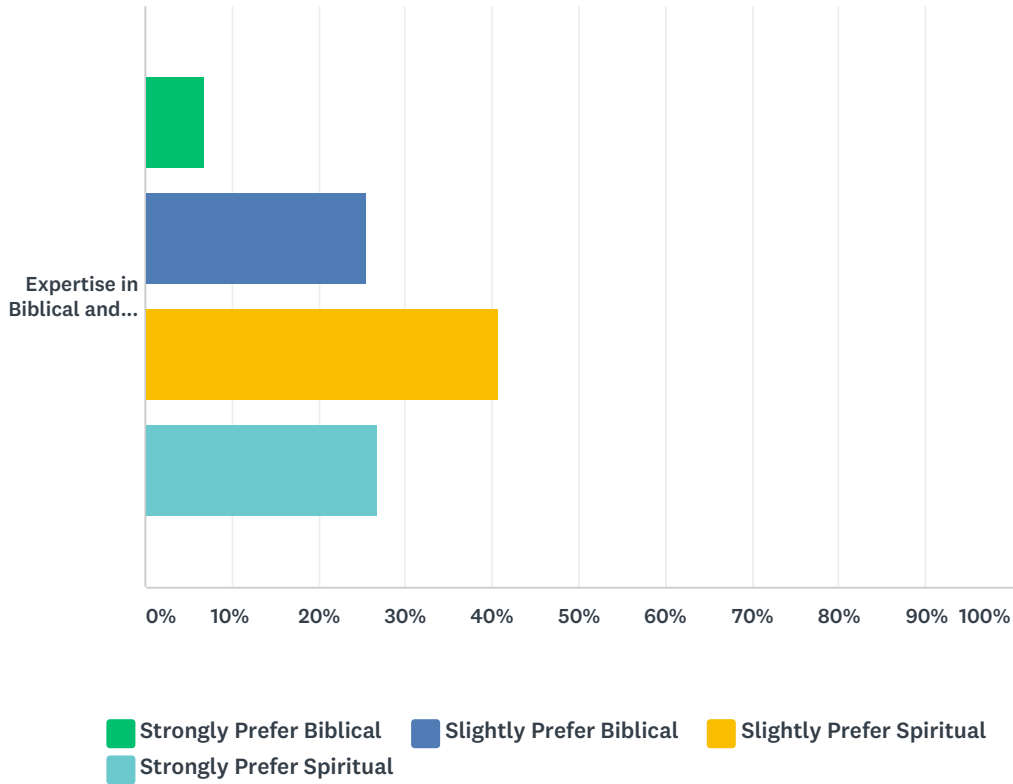
	VERY HIGH PRIORITY	HIGH PRIORITY	MODERATE PRIORITY	LOW PRIORITY	TOTAL
1. Providing administrative leadership for the congregation's ministry	19.05% 16	40.48% 34	33.33% 28	7.14% 6	84
2. Actively and visibly supporting the church's stewardship program	11.63% 10	39.53% 34	45.35% 39	3.49% 3	86
3. Directly involving laity in the planning and leadership of church programs and events	31.40% 27	46.51% 40	20.93% 18	1.16% 1	86
4. Planning and leading a program of new member recruitment	16.47% 14	38.82% 33	40.00% 34	4.71% 4	85
5. Participating in local community activities, issues and problems	21.84% 19	25.29% 22	41.38% 36	11.49% 10	87
6. Holding social justice issues before members	9.30% 8	18.60% 16	37.21% 32	34.88% 30	86
7. Planning and leading worship sensitive to the needs of the congregation	40.70% 35	47.67% 41	10.47% 9	1.16% 1	86
8. Emphasizing the spiritual development of members	30.95% 26	47.62% 40	17.86% 15	3.57% 3	84
9. Visiting the sick, shut-in and bereaved	33.72% 29	48.84% 42	16.28% 14	1.16% 1	86
10. Visiting members at their homes	8.05% 7	21.84% 19	41.38% 36	28.74% 25	87
11. Pastoral counseling of members having personal, family and/or work related problems	36.05% 31	43.02% 37	20.93% 18	0.00% 0	86
12. Developing and supporting religious education programs for children and youth	26.44% 23	52.87% 46	17.24% 15	3.45% 3	87
13. Developing and leading adult education programs	14.12% 12	37.65% 32	41.18% 35	7.06% 6	85
14. Supporting the world mission of the church	6.98% 6	30.23% 26	46.51% 40	16.28% 14	86

St. Dunstan's Episcopal Church Pastoral Search Inventory

15. Participating in denominational activities beyond the local church, that is, at the regional or national level	4.65% 4	23.26% 20	47.67% 41	24.42% 21	86
16. Preparing and preaching inspiring sermons	74.42% 64	25.58% 22	0.00% 0	0.00% 0	86

Q31 Listed below are 10 pairs of characteristics of a good pastor. You will probably agree that both traits in each pair are desirable. But if you had to choose, which characteristic of the two in each pair would you prefer in your pastor. Check one answer for each pair. 1.

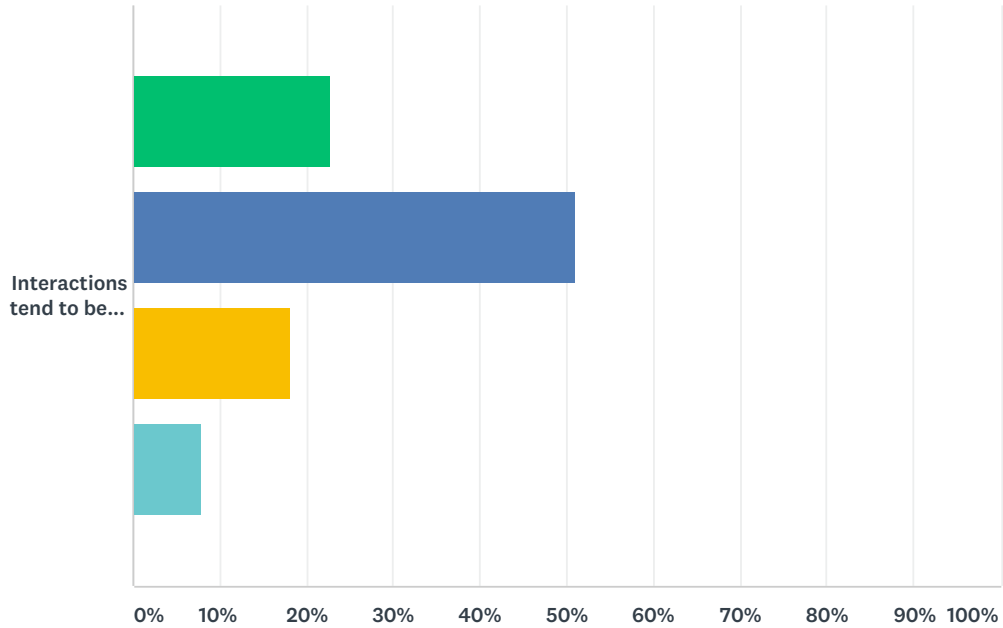
Answered: 86 Skipped: 16



	STRONGLY PREFER BIBLICAL	SLIGHTLY PREFER BIBLICAL	SLIGHTLY PREFER SPIRITUAL	STRONGLY PREFER SPIRITUAL	TOTAL
Expertise in Biblical and theological matters OR a strong emphasis on spiritual development.	6.98% 6	25.58% 22	40.70% 35	26.74% 23	86

Q32 2.

Answered: 88 Skipped: 14

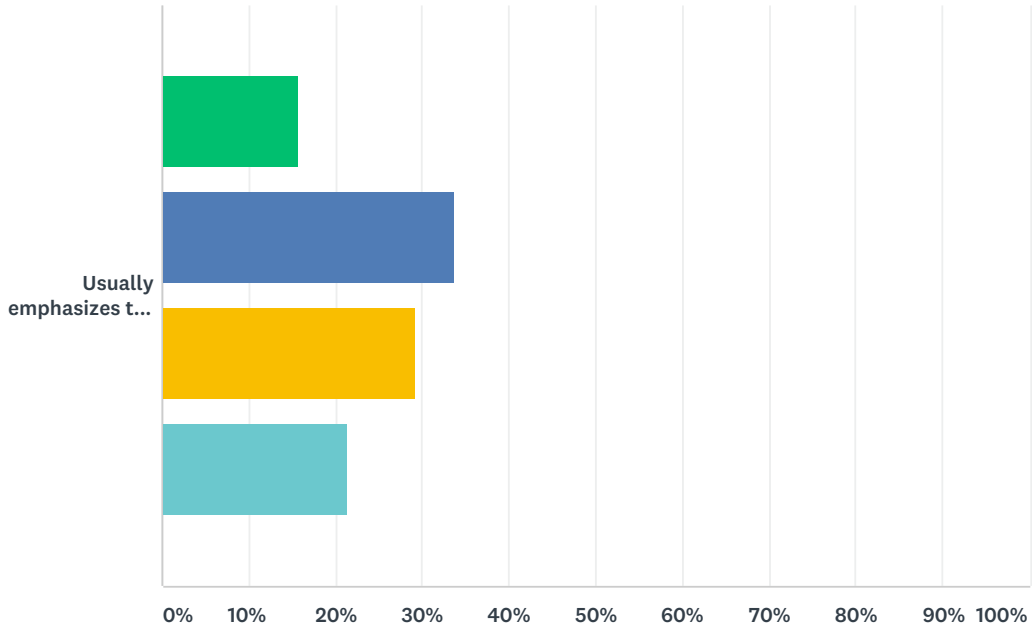


■ Strongly Prefer Thought-provoking
 ■ Slightly Prefer Thought-provoking
■ Slightly Prefer Comforting
 ■ Strongly Prefer Comforting

	STRONGLY PREFER THOUGHT-PROVOKING	SLIGHTLY PREFER THOUGHT-PROVOKING	SLIGHTLY PREFER COMFORTING	STRONGLY PREFER COMFORTING	TOTAL
Interactions tend to be thought-provoking and challenging OR comforting and reassuring.	22.73% 20	51.14% 45	18.18% 16	7.95% 7	88

Q33 3.

Answered: 89 Skipped: 13

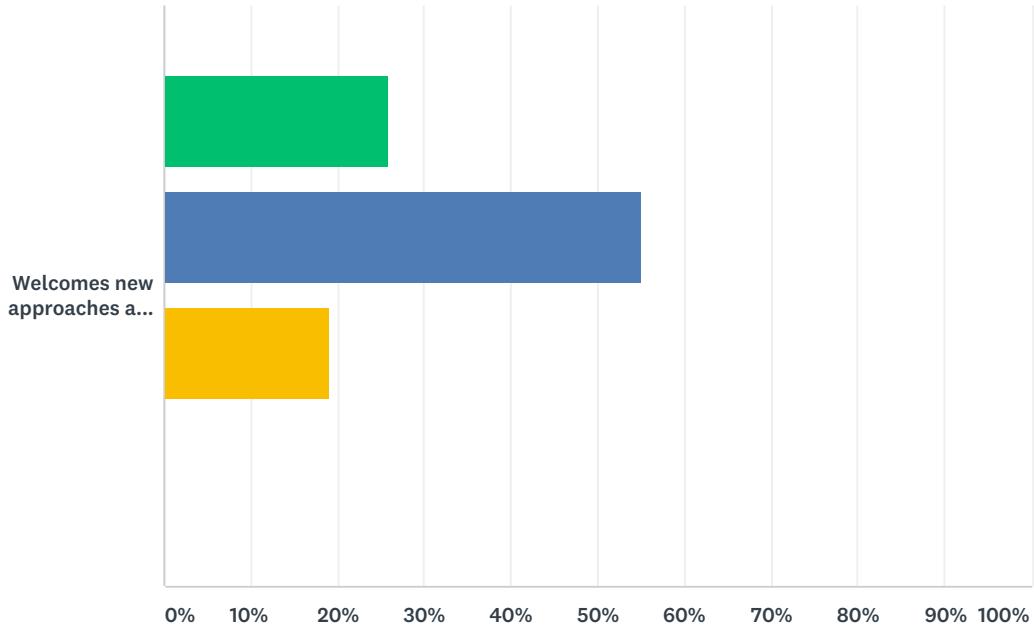


■ Strongly Prefer Bible Emphasis ■ Slightly Prefer Bible Emphasis
■ Slightly Prefer Issue Emphasis ■ Strongly Prefer Issue Emphasis

	STRONGLY PREFER BIBLE EMPHASIS	SLIGHTLY PREFER BIBLE EMPHASIS	SLIGHTLY PREFER ISSUE EMPHASIS	STRONGLY PREFER ISSUE EMPHASIS	TOTAL
Usually emphasizes the Bible OR contemporary issues.	15.73% 14	33.71% 30	29.21% 26	21.35% 19	89

Q34 4.

Answered: 89 Skipped: 13

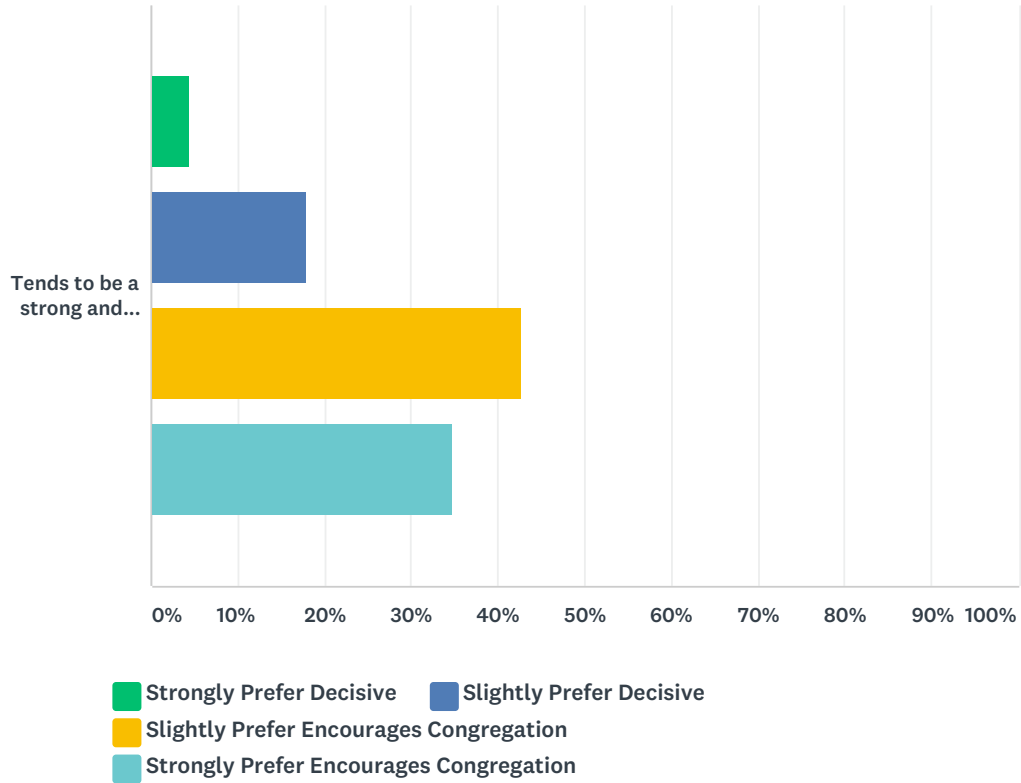


■ Strongly Prefer New Approaches
 ■ Slightly Prefer New Approaches
■ Slightly Prefer Always Been Done
 ■ Strongly Prefer Always Been Done

	STRONGLY PREFER NEW APPROACHES	SLIGHTLY PREFER NEW APPROACHES	SLIGHTLY PREFER ALWAYS BEEN DONE	STRONGLY PREFER ALWAYS BEEN DONE	TOTAL
Welcomes new approaches and ideas OR the way things have always been done.	25.84% 23	55.06% 49	19.10% 17	0.00% 0	89

Q35 5.

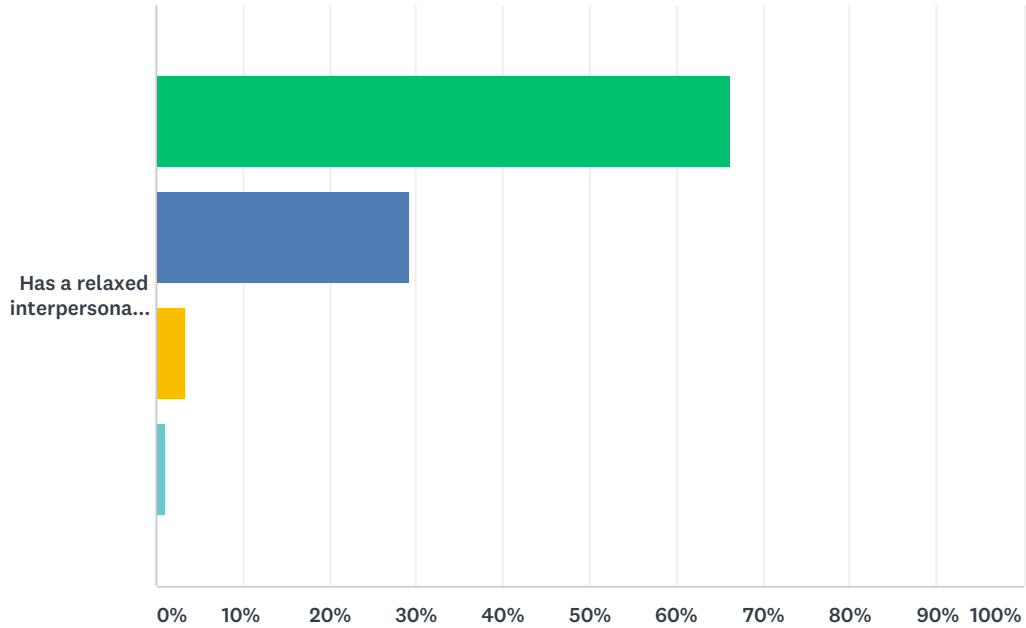
Answered: 89 Skipped: 13



	STRONGLY PREFER DECISIVE	SLIGHTLY PREFER DECISIVE	SLIGHTLY PREFER ENCOURAGES CONGREGATION	STRONGLY PREFER ENCOURAGES CONGREGATION	TOTAL
Tends to be a strong and decisive force in decisions OR encourages congregational and lay leadership decision-making.	4.49% 4	17.98% 16	42.70% 38	34.83% 31	89

Q36 6.

Answered: 89 Skipped: 13

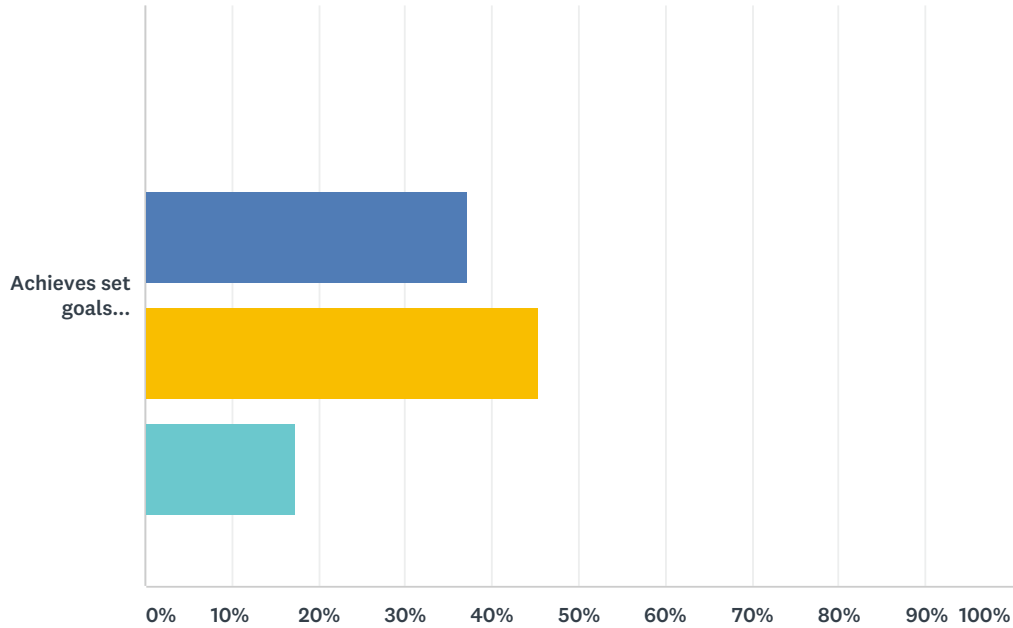


■ Strongly Prefer Relaxed
 ■ Slightly Prefer Relaxed
 ■ Slightly Prefer Formal
■ Strongly Prefer Formal

	STRONGLY PREFER RELAXED	SLIGHTLY PREFER RELAXED	SLIGHTLY PREFER FORMAL	STRONGLY PREFER FORMAL	TOTAL
Has a relaxed interpersonal style OR a formal interpersonal style.	66.29% 59	29.21% 26	3.37% 3	1.12% 1	89

Q37 7.

Answered: 86 Skipped: 16

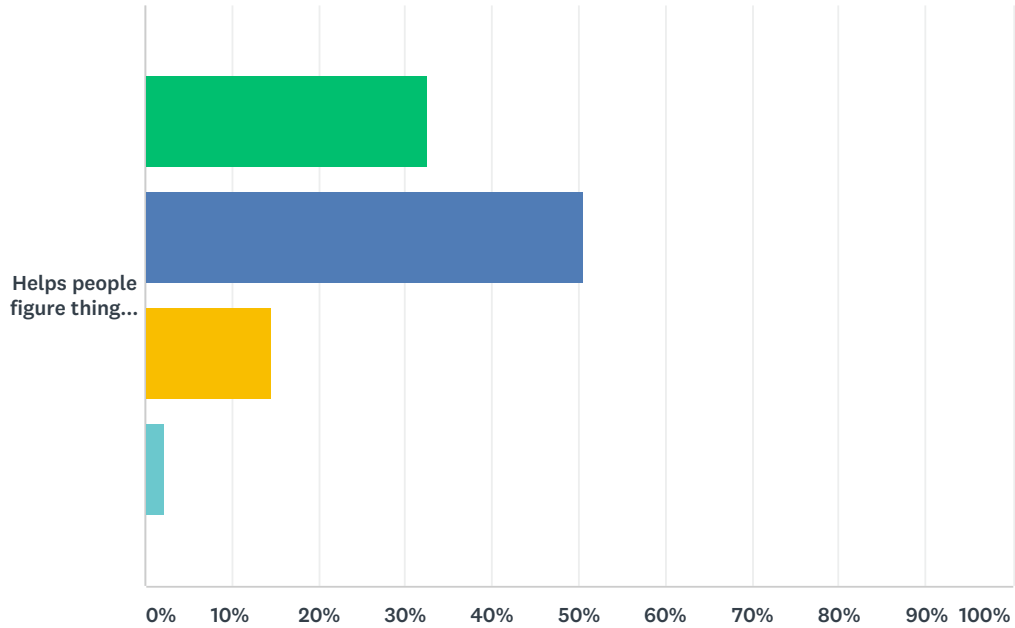


■ Strongly Prefer Regardless of Cost
 ■ Slightly Prefer Regardless of Cost
■ Slightly Prefer Cost Sets Priorities
 ■ Strongly Prefer Cost Sets Priorities

	STRONGLY PREFER REGARDLESS OF COST	SLIGHTLY PREFER REGARDLESS OF COST	SLIGHTLY PREFER COST SETS PRIORITIES	STRONGLY PREFER COST SETS PRIORITIES	TOTAL
Achieves set goals regardless of cost where ends justify the means OR the cost of goals sets priorities where means determine the ends.	0.00% 0	37.21% 32	45.35% 39	17.44% 15	86

Q38 8.

Answered: 89 Skipped: 13

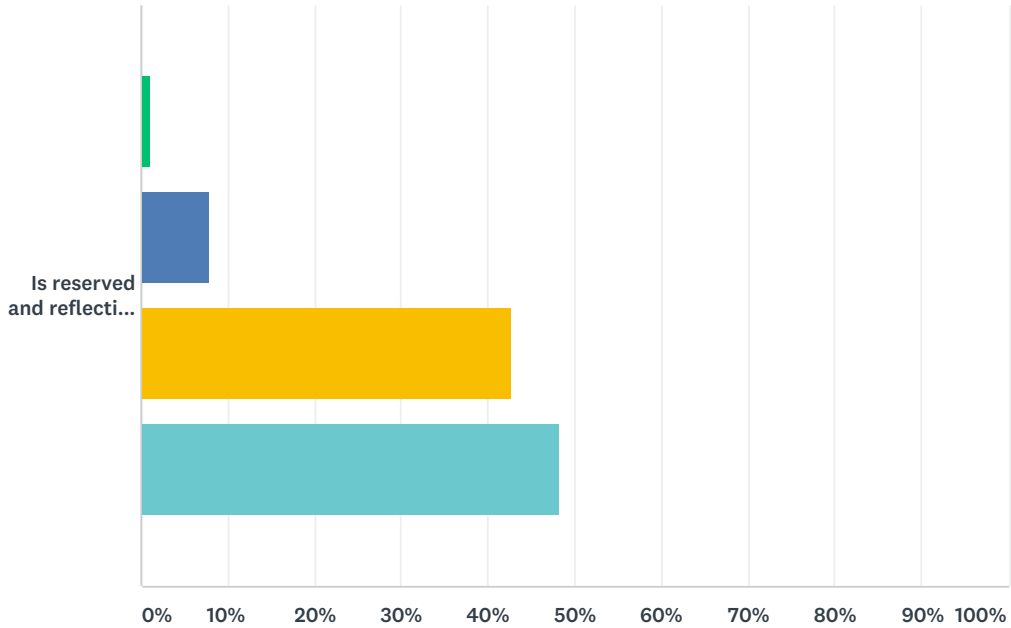


■ Strongly Prefer Figure Out
 ■ Slightly Prefer Figure Out
■ Slightly Prefer Advises
 ■ Strongly Prefer Advises

	STRONGLY PREFER FIGURE OUT	SLIGHTLY PREFER FIGURE OUT	SLIGHTLY PREFER ADVISES	STRONGLY PREFER ADVISES	TOTAL
Helps people figure things out for themselves OR advises people what to do.	32.58% 29	50.56% 45	14.61% 13	2.25% 2	89

Q39 9.

Answered: 89 Skipped: 13

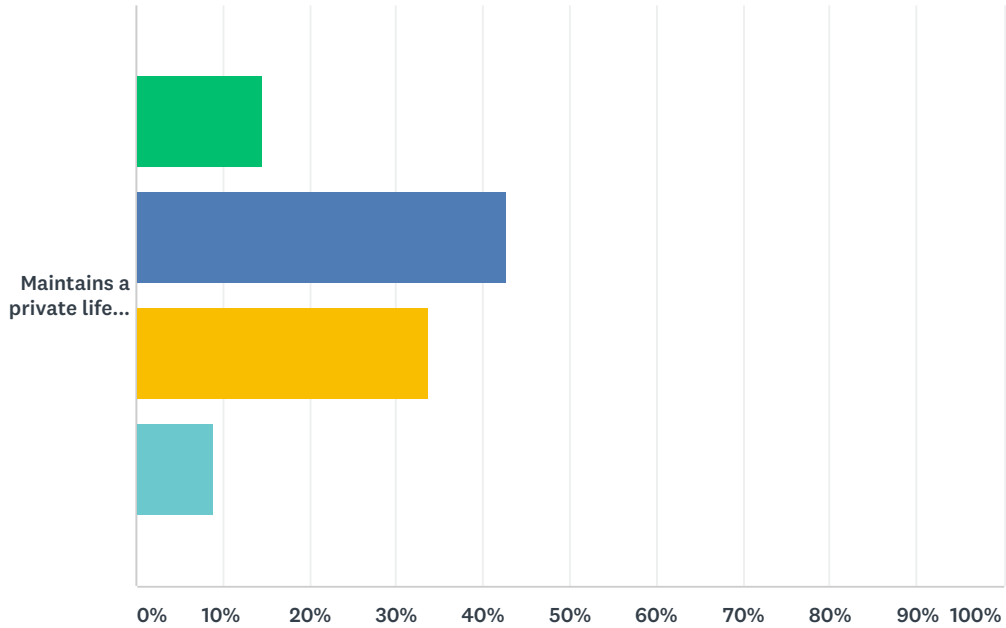


■ Strongly Prefer Reserved ■ Slightly Prefer Reserved
■ Slightly Prefer Outgoing ■ Strongly Prefer Outgoing

	STRONGLY PREFER RESERVED	SLIGHTLY PREFER RESERVED	SLIGHTLY PREFER OUTGOING	STRONGLY PREFER OUTGOING	TOTAL
Is reserved and reflective OR outgoing and socially engaging.	1.12% 1	7.87% 7	42.70% 38	48.31% 43	89

Q40 10.

Answered: 89 Skipped: 13

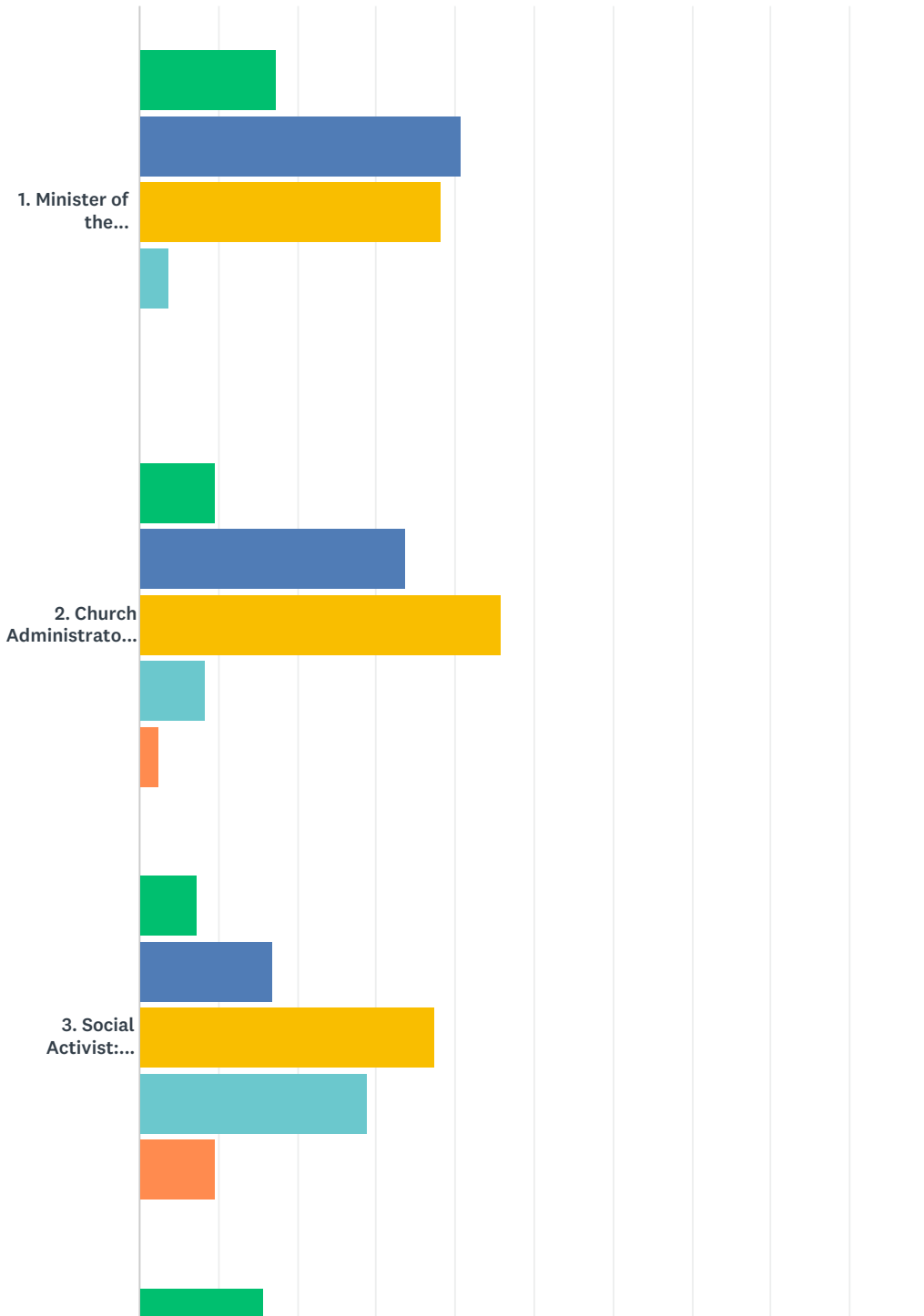


■ Strongly Prefer Private Life
 ■ Slightly Prefer Private Life
■ Slightly Prefer Gives Whole Self
 ■ Strongly Prefer Gives Whole Self

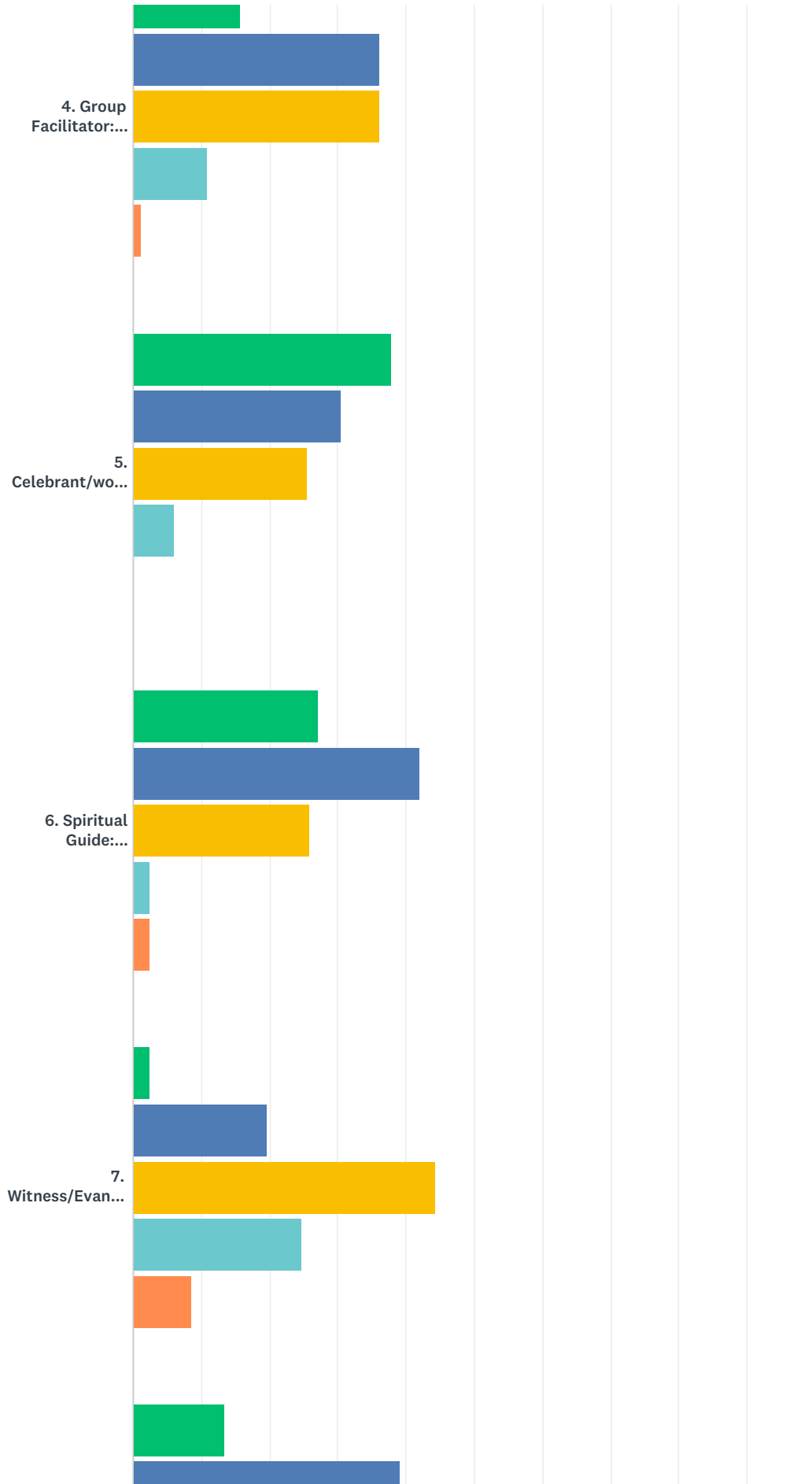
	STRONGLY PREFER PRIVATE LIFE	SLIGHTLY PREFER PRIVATE LIFE	SLIGHTLY PREFER GIVES WHOLE SELF	STRONGLY PREFER GIVES WHOLE SELF	TOTAL
Maintains a private life of family, friends, personal and professional development OR gives whole self to the life of the church and work as pastor.	14.61% 13	42.70% 38	33.71% 30	8.99% 8	89

Q41 Listed below are ten images or dominant roles in terms of which clergy variously orient their ministry. To what extent would you like to see the pastor of your congregation emphasize or embody each of the roles? Would you say it is essential, very important, moderately important, not very important, or would you prefer the pastor to not emphasize the role at all?

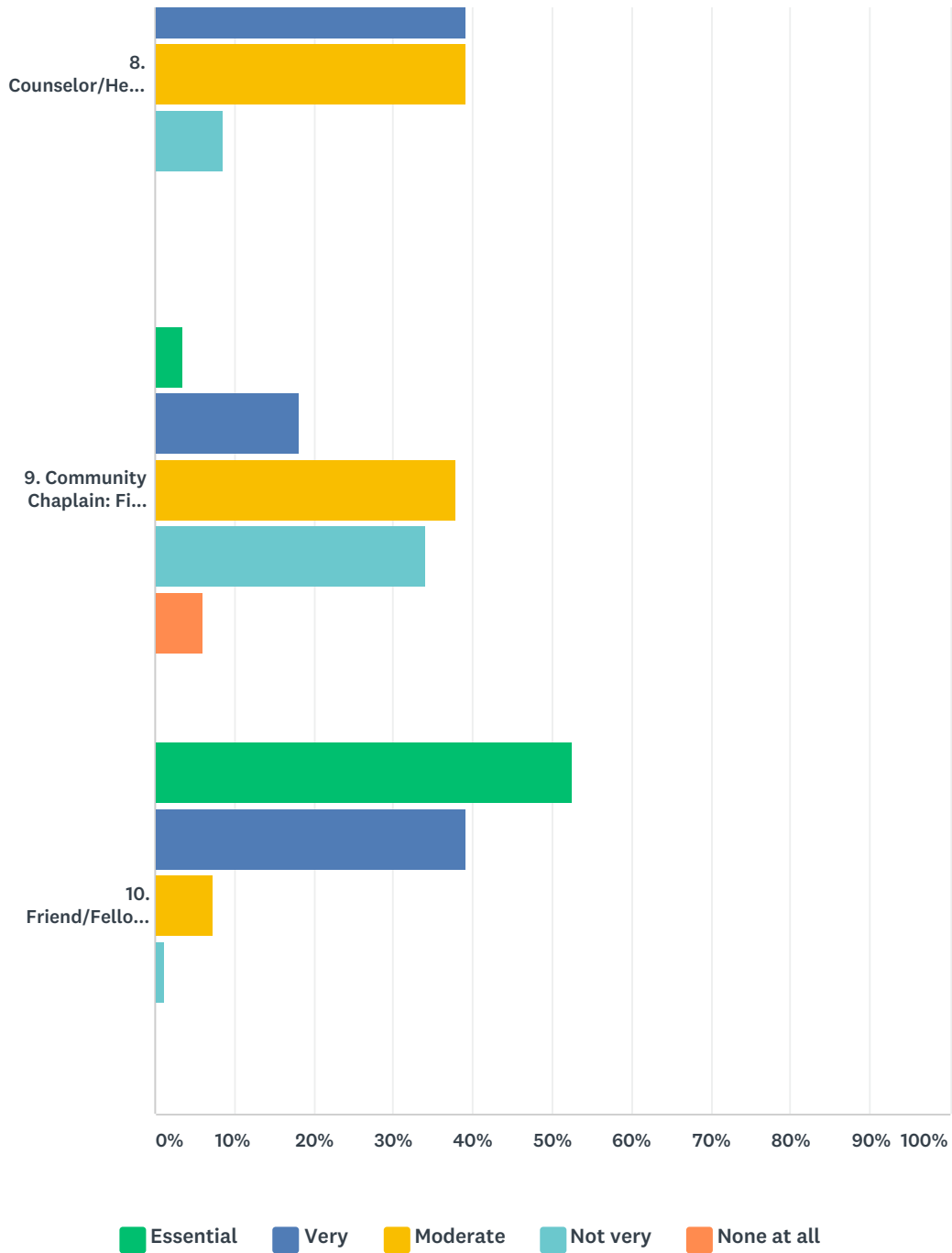
Answered: 83 Skipped: 19



St. Dunstan's Episcopal Church Pastoral Search Inventory



St. Dunstan's Episcopal Church Pastoral Search Inventory



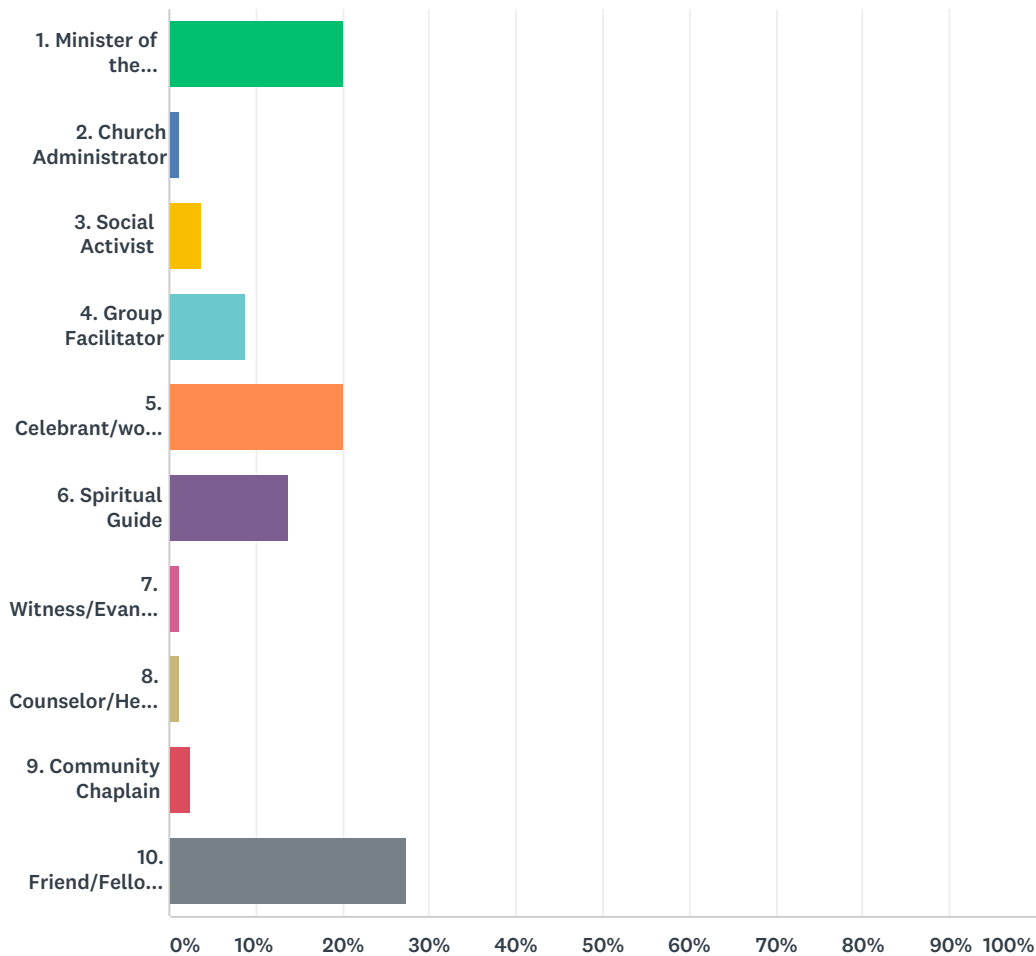
	ESSENTIAL	VERY	MODERATE	NOT VERY	NONE AT ALL	TOTAL
1. Minister of the Word/Teacher of the Congregation: Finds primary fulfillment in preaching and teaching and is attracted to a congregation with a strong educational emphasis	17.28% 14	40.74% 33	38.27% 31	3.70% 3	0.00% 0	81
2. Church Administrator: Fulfillment comes in administering and managing a productive, varied and effective church program and organization	9.64% 8	33.73% 28	45.78% 38	8.43% 7	2.41% 2	83
3. Social Activist: Ministry centers in relating the Gospel to the social context, enjoys being on the cutting edge of social concerns and involvement in community affairs	7.23% 6	16.87% 14	37.35% 31	28.92% 24	9.64% 8	83

St. Dunstan's Episcopal Church Pastoral Search Inventory

4. Group Facilitator: Centers ministry around work with small groups of people, helping them relate particular interests and needs to the Gospel; organizes the church around a variety of interest, study and task groups	15.66% 13	36.14% 30	36.14% 30	10.84% 9	1.20% 1	83
5. Celebrant/worship Leader: Is most at home in leading the congregation in worship; deep appreciation for ritual and ceremonial in both formal and informal settings	37.80% 31	30.49% 25	25.61% 21	6.10% 5	0.00% 0	82
6. Spiritual Guide: Encourages development of all members' spiritual lives; works intensely with those interested in pursuing spiritual disciplines; minister has exemplary spiritual life	27.16% 22	41.98% 34	25.93% 21	2.47% 2	2.47% 2	81
7. Witness/Evangelist: Focus of ministry is sharing the Gospel with those in and outside the church; developing the church's evangelistic witness is a primary task	2.47% 2	19.75% 16	44.44% 36	24.69% 20	8.64% 7	81
8. Counselor/Healer: Spends a major part of each week in pastoral counseling and visiting in homes and/or hospitals; finds fulfillment in helping people face their crisis	13.41% 11	39.02% 32	39.02% 32	8.54% 7	0.00% 0	82
9. Community Chaplain: Finds fulfillment in civic roles and leadership; often serves on community committees and task groups; may be chaplain to community groups	3.66% 3	18.29% 15	37.80% 31	34.15% 28	6.10% 5	82
10. Friend/Fellow Traveler: Warm and loving person who relates to us as an ordinary human being; compassionate and good listener; not afraid to reveal personal pain and struggle	52.44% 43	39.02% 32	7.32% 6	1.22% 1	0.00% 0	82

Q42 Which of these ten roles do you feel it is most important for the pastor of your congregation to fulfill?

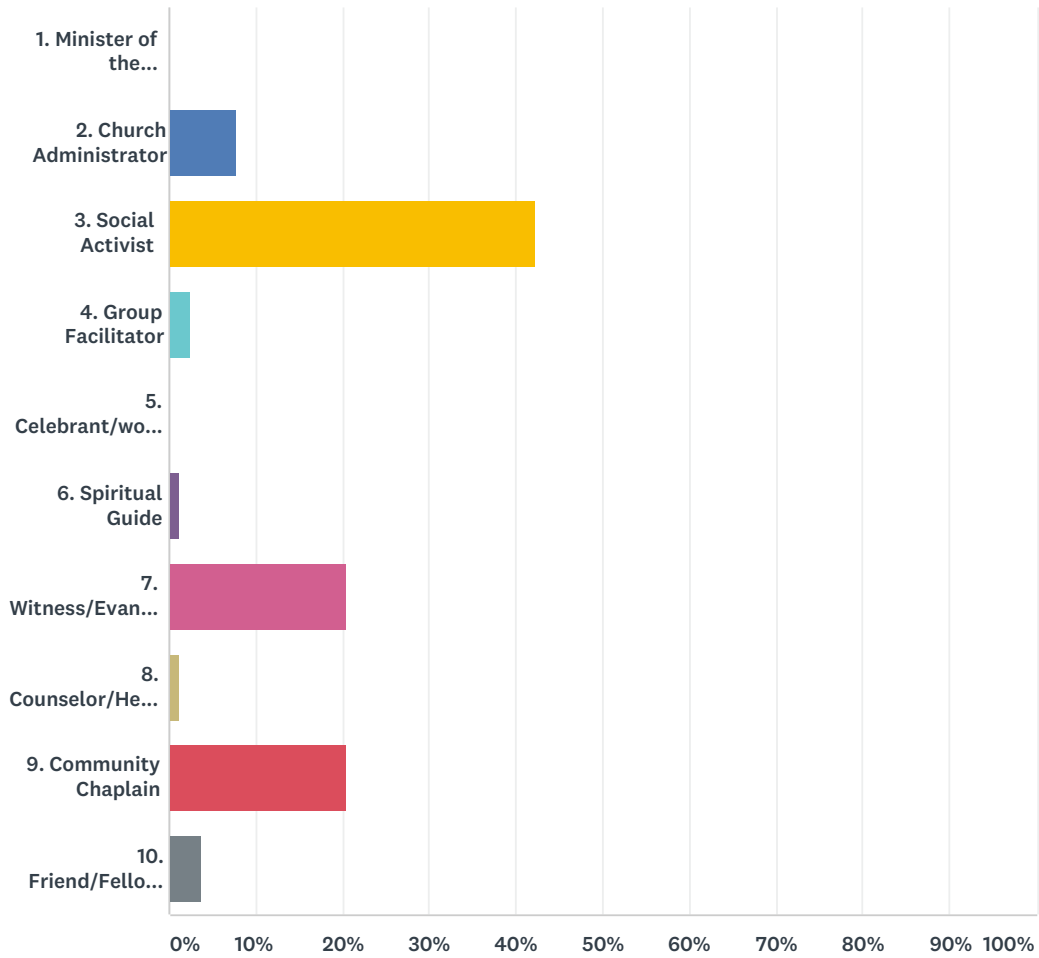
Answered: 80 Skipped: 22



ANSWER CHOICES	RESPONSES	
1. Minister of the Word/Teacher of the Congregation	20.00%	16
2. Church Administrator	1.25%	1
3. Social Activist	3.75%	3
4. Group Facilitator	8.75%	7
5. Celebrant/worship Leader	20.00%	16
6. Spiritual Guide	13.75%	11
7. Witness/Evangelist	1.25%	1
8. Counselor/Healer	1.25%	1
9. Community Chaplain	2.50%	2
10. Friend/Fellow Traveler	27.50%	22

Q43 Which of the ten roles do you feel is least important?

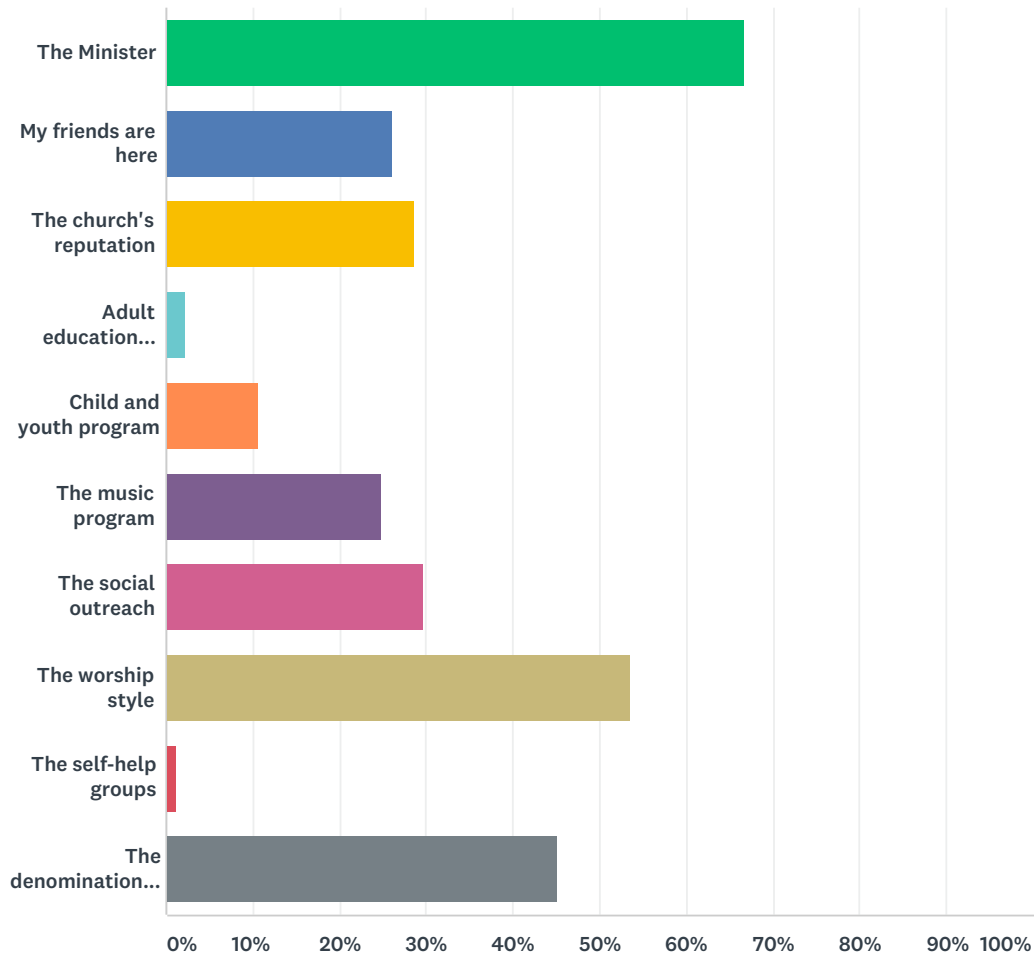
Answered: 78 Skipped: 24



ANSWER CHOICES	RESPONSES	
1. Minister of the Word/Teacher of the Congregation	0.00%	0
2. Church Administrator	7.69%	6
3. Social Activist	42.31%	33
4. Group Facilitator	2.56%	2
5. Celebrant/worship Leader	0.00%	0
6. Spiritual Guide	1.28%	1
7. Witness/Evangelist	20.51%	16
8. Counselor/Healer	1.28%	1
9. Community Chaplain	20.51%	16
10. Friend/Fellow Traveler	3.85%	3
TOTAL		78

Q44 In thinking about what ORIGINALLY attracted you to this congregation, select from the list below those reasons that best match your reasons for coming. You may select more than one.

Answered: 84 Skipped: 18



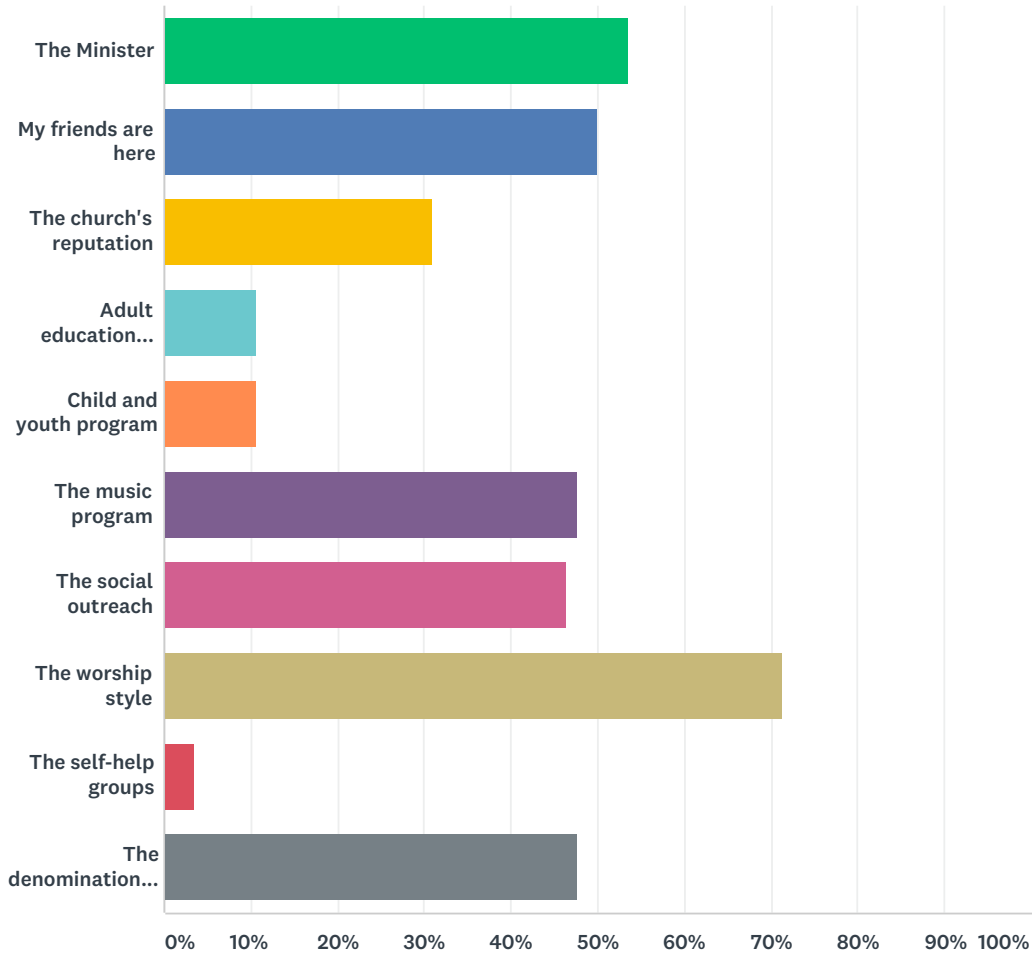
ANSWER CHOICES	RESPONSES	
The Minister	66.67%	56
My friends are here	26.19%	22
The church's reputation	28.57%	24
Adult education program	2.38%	2
Child and youth program	10.71%	9
The music program	25.00%	21
The social outreach	29.76%	25
The worship style	53.57%	45
The self-help groups	1.19%	1
The denominational ties	45.24%	38

St. Dunstan's Episcopal Church Pastoral Search Inventory

Total Respondents: 84

Q45 In thinking about what KEEPS you as part of this congregation, select from the list below those reasons that best match your reasons for staying. You may select more than one.

Answered: 84 Skipped: 18



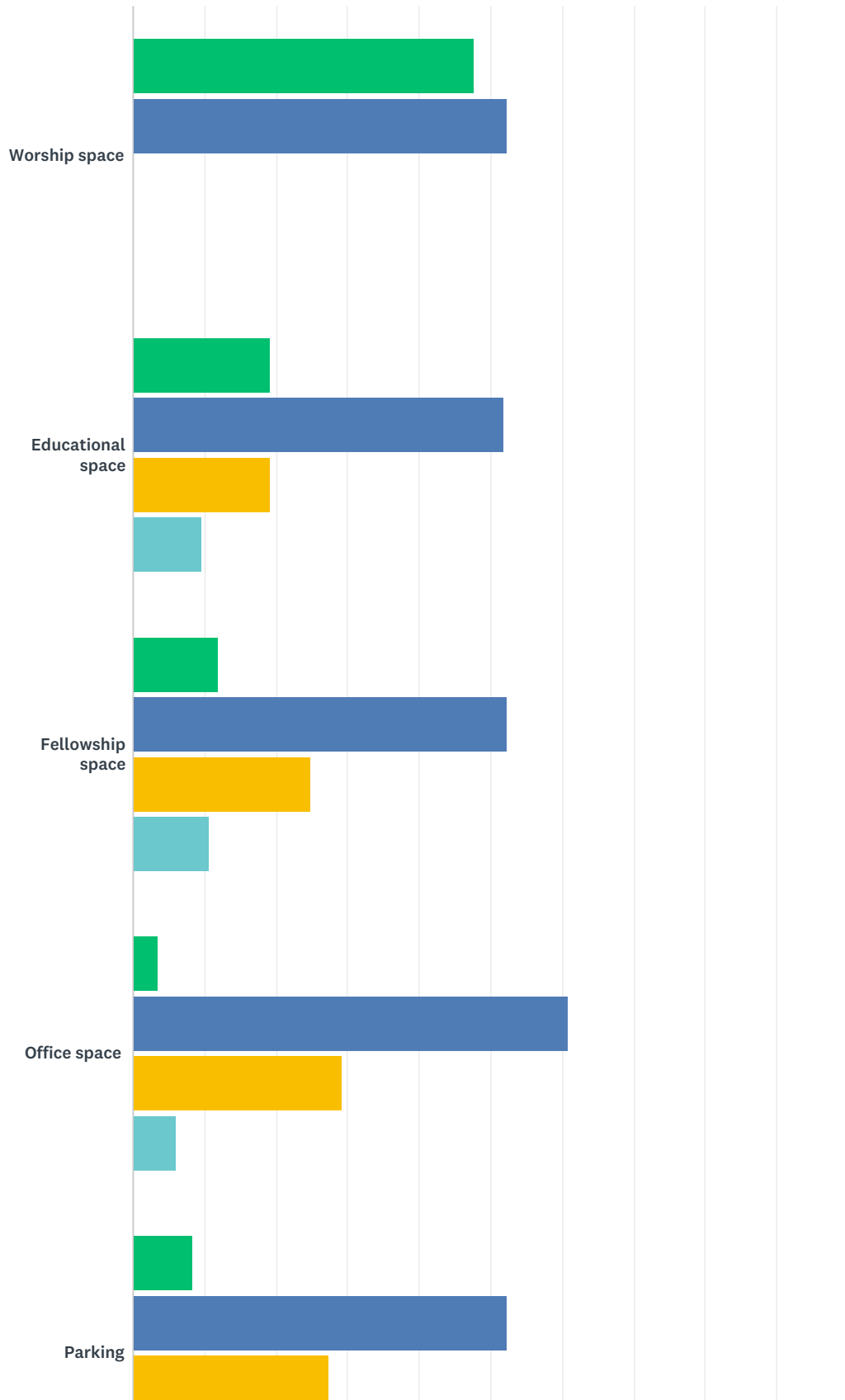
ANSWER CHOICES	RESPONSES	
The Minister	53.57%	45
My friends are here	50.00%	42
The church's reputation	30.95%	26
Adult education program	10.71%	9
Child and youth program	10.71%	9
The music program	47.62%	40
The social outreach	46.43%	39
The worship style	71.43%	60
The self-help groups	3.57%	3
The denominational ties	47.62%	40

St. Dunstan's Episcopal Church Pastoral Search Inventory

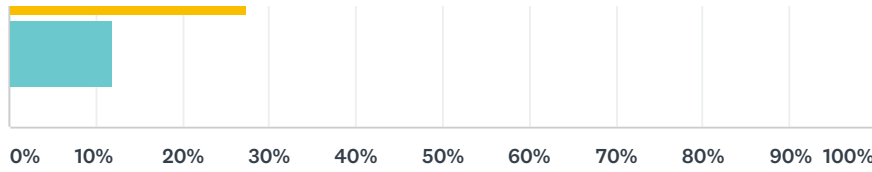
Total Respondents: 84

Q46 Please assess each of the following in terms of size.

Answered: 84 Skipped: 18



St. Dunstan's Episcopal Church Pastoral Search Inventory

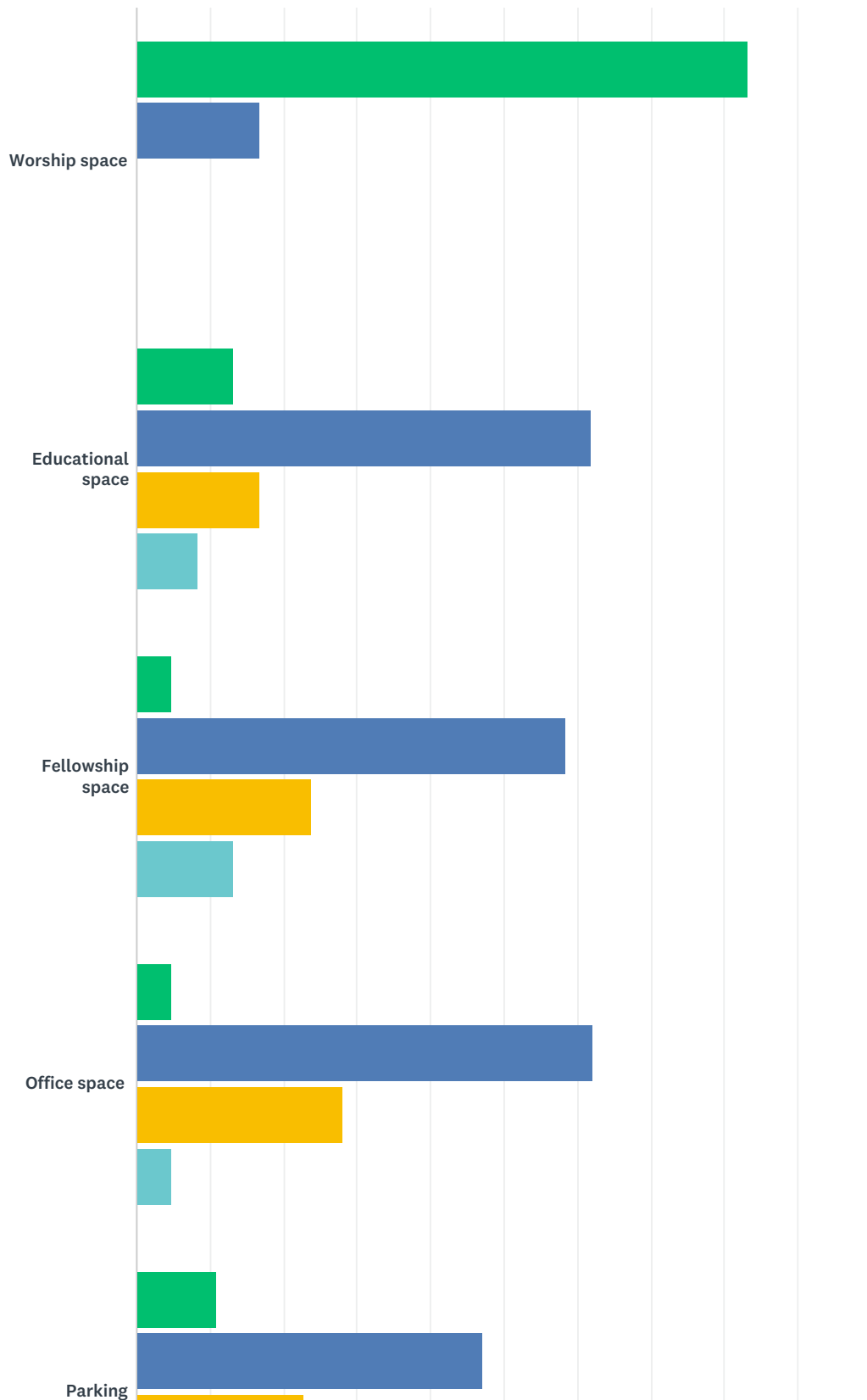


■ Excellent
 ■ Adequate
 ■ Needs attention, but not immediately
■ Needs immediate attention

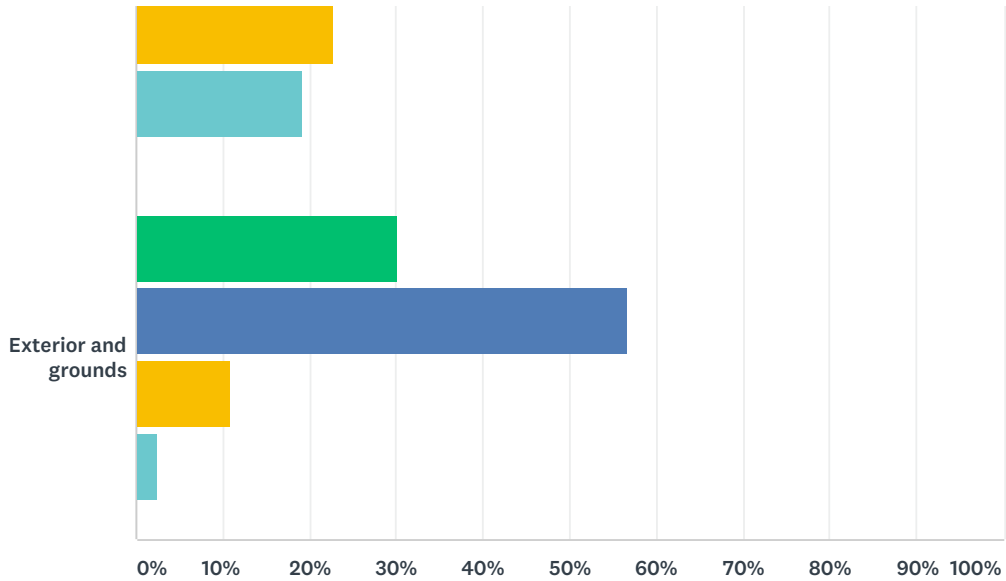
	EXCELLENT	ADEQUATE	NEEDS ATTENTION, BUT NOT IMMEDIATELY	NEEDS IMMEDIATE ATTENTION	TOTAL
Worship space	47.62% 40	52.38% 44	0.00% 0	0.00% 0	84
Educational space	19.28% 16	51.81% 43	19.28% 16	9.64% 8	83
Fellowship space	11.90% 10	52.38% 44	25.00% 21	10.71% 9	84
Office space	3.66% 3	60.98% 50	29.27% 24	6.10% 5	82
Parking	8.33% 7	52.38% 44	27.38% 23	11.90% 10	84

Q47 Please assess each of the following in terms of general condition and aesthetic appeal.

Answered: 84 Skipped: 18



St. Dunstan's Episcopal Church Pastoral Search Inventory

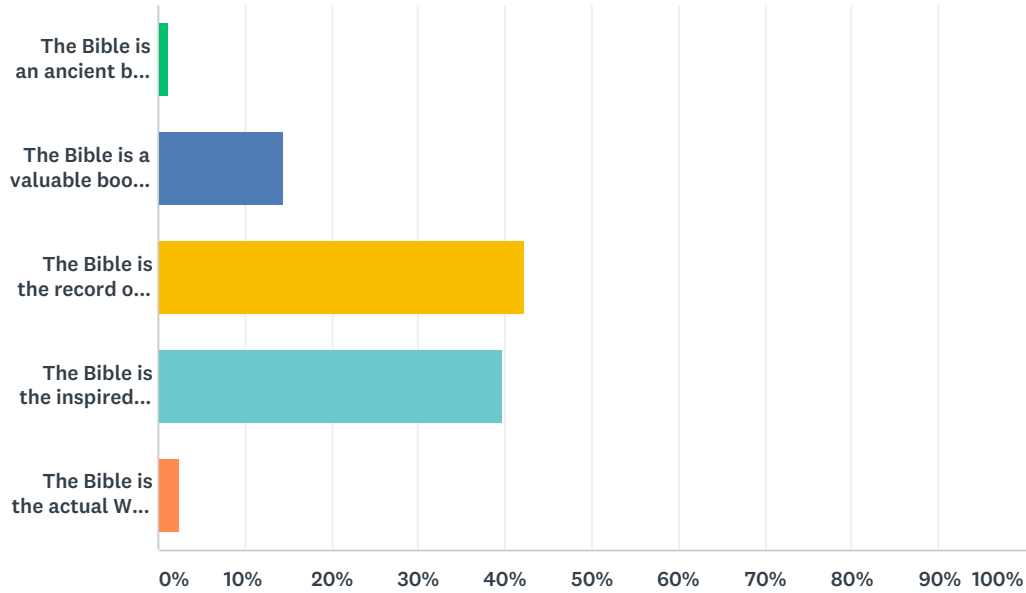


■ Excellent
 ■ Adequate
 ■ Needs attention, but not immediately
■ Needs immediate attention

	EXCELLENT	ADEQUATE	NEEDS ATTENTION, BUT NOT IMMEDIATELY	NEEDS IMMEDIATE ATTENTION	TOTAL
Worship space	83.33% 70	16.67% 14	0.00% 0	0.00% 0	84
Educational space	13.10% 11	61.90% 52	16.67% 14	8.33% 7	84
Fellowship space	4.76% 4	58.33% 49	23.81% 20	13.10% 11	84
Office space	4.88% 4	62.20% 51	28.05% 23	4.88% 4	82
Parking	10.84% 9	46.99% 39	22.89% 19	19.28% 16	83
Exterior and grounds	30.12% 25	56.63% 47	10.84% 9	2.41% 2	83

Q48 Which one of the following best expresses your view of the Bible?

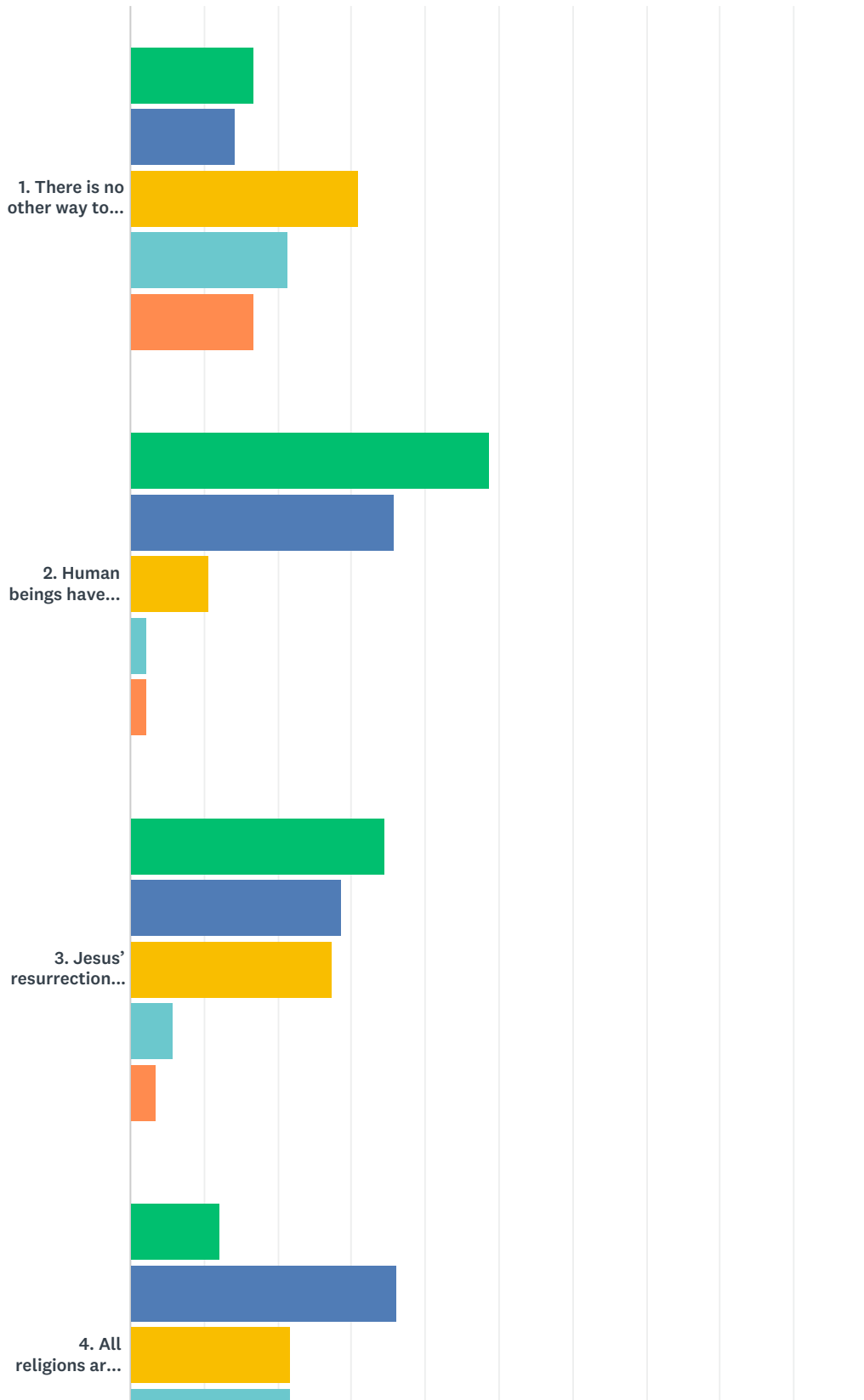
Answered: 83 Skipped: 19



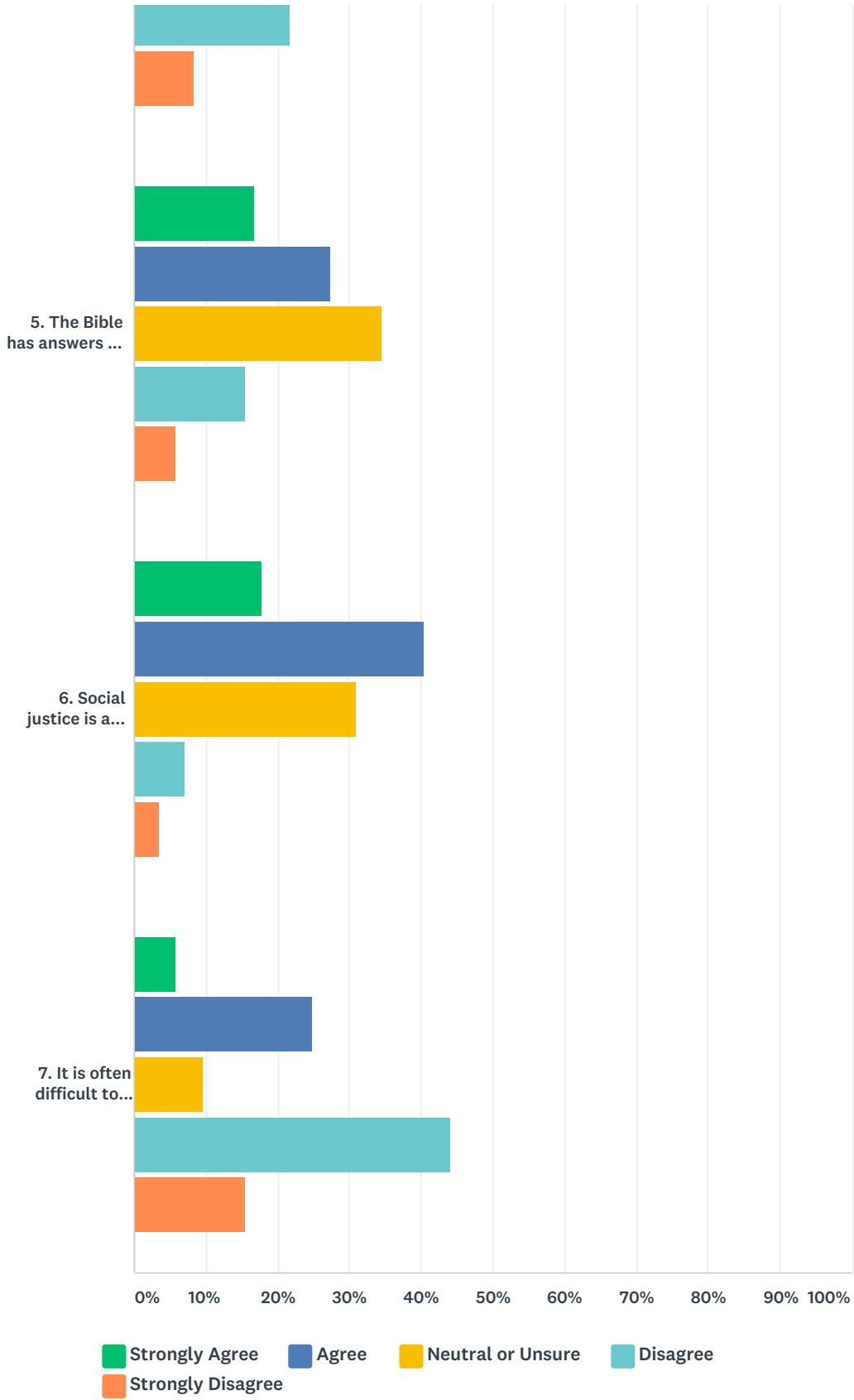
ANSWER CHOICES	RESPONSES	
The Bible is an ancient book of history, legends and cultural stories recorded by man. It has little value today except as classic literature.	1.20%	1
The Bible is a valuable book because it was written by wise and good people. I do not believe it is really God's word but it can teach us many moral precepts.	14.46%	12
The Bible is the record of many different people's response to God and because of this, people and churches today must interpret the Bible's basic moral and religious teachings for themselves.	42.17%	35
The Bible is the inspired Word of God and its basic moral and religious teachings are clear and true, even if it reflects some human error.	39.76%	33
The Bible is the actual Word of God and is to be taken literally.	2.41%	2
TOTAL		83

Q49 Please rate your agreement or disagreement with the following belief statements.

Answered: 84 Skipped: 18



St. Dunstan's Episcopal Church Pastoral Search Inventory



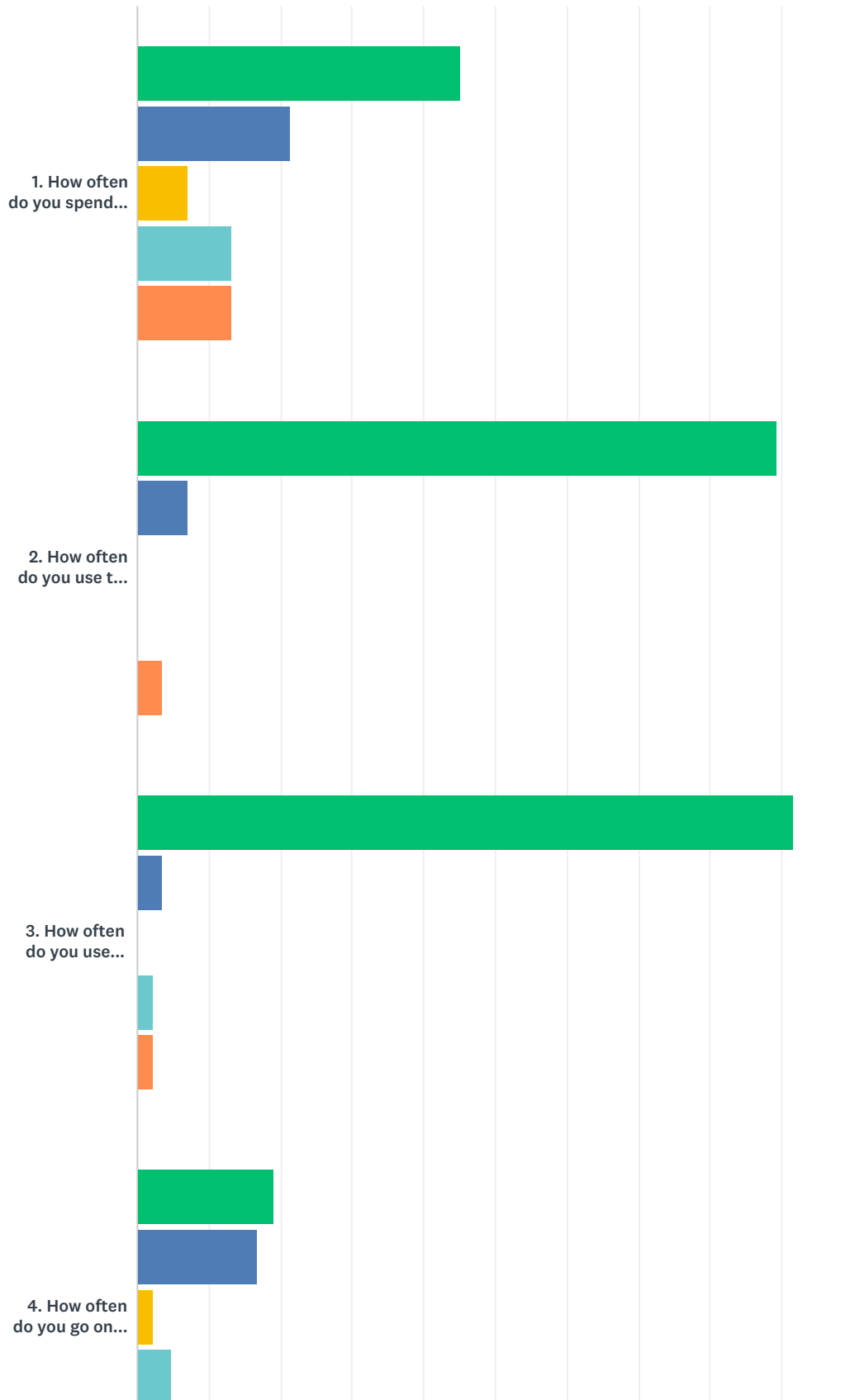
	STRONGLY AGREE	AGREE	NEUTRAL OR UNSURE	DISAGREE	STRONGLY DISAGREE	TOTAL
1. There is no other way to salvation but through belief in Jesus Christ	16.67% 14	14.29% 12	30.95% 26	21.43% 18	16.67% 14	84

St. Dunstan's Episcopal Church Pastoral Search Inventory

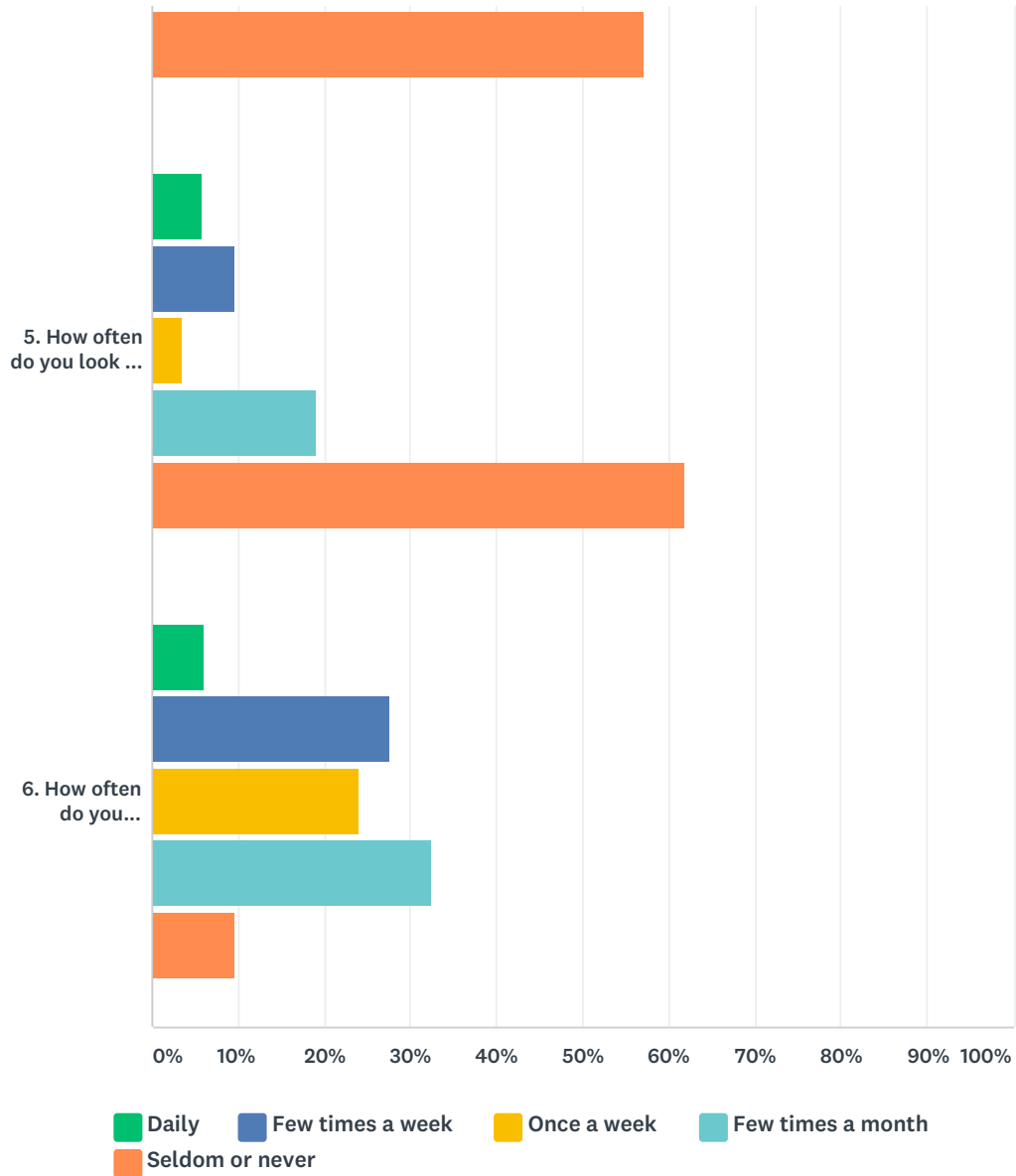
2. Human beings have developed over millions of years from less advanced forms of life	48.81% 41	35.71% 30	10.71% 9	2.38% 2	2.38% 2	84
3. Jesus' resurrection from the dead was an actual event	34.52% 29	28.57% 24	27.38% 23	5.95% 5	3.57% 3	84
4. All religions are equally good ways of helping a person find ultimate truth.	12.05% 10	36.14% 30	21.69% 18	21.69% 18	8.43% 7	83
5. The Bible has answers for all of the basic questions of life	16.67% 14	27.38% 23	34.52% 29	15.48% 13	5.95% 5	84
6. Social justice is at the heart of the Gospel	17.86% 15	40.48% 34	30.95% 26	7.14% 6	3.57% 3	84
7. It is often difficult to live out my faith in daily work, leisure and community life.	5.95% 5	25.00% 21	9.52% 8	44.05% 37	15.48% 13	84

Q50 Please rate how often you engage in the following practices.

Answered: 84 Skipped: 18



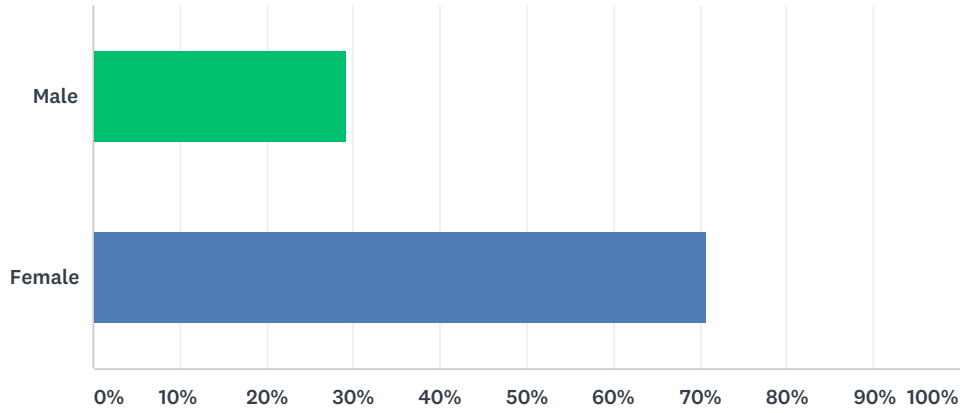
St. Dunstan's Episcopal Church Pastoral Search Inventory



	DAILY	FEW TIMES A WEEK	ONCE A WEEK	FEW TIMES A MONTH	SELDOM OR NEVER	TOTAL
1. How often do you spend time in private devotional activity such as prayer, meditation, reading the Bible or other spiritual books?	45.24% 38	21.43% 18	7.14% 6	13.10% 11	13.10% 11	84
2. How often do you use the Web at home or at your office?	89.29% 75	7.14% 6	0.00% 0	0.00% 0	3.57% 3	84
3. How often do you use email?	91.67% 77	3.57% 3	0.00% 0	2.38% 2	2.38% 2	84
4. How often do you go on Facebook?	19.05% 16	16.67% 14	2.38% 2	4.76% 4	57.14% 48	84
5. How often do you look at religious Internet sites?	5.95% 5	9.52% 8	3.57% 3	19.05% 16	61.90% 52	84
6. How often do you volunteer your time in social service?	6.02% 5	27.71% 23	24.10% 20	32.53% 27	9.64% 8	83

Q51 Gender?

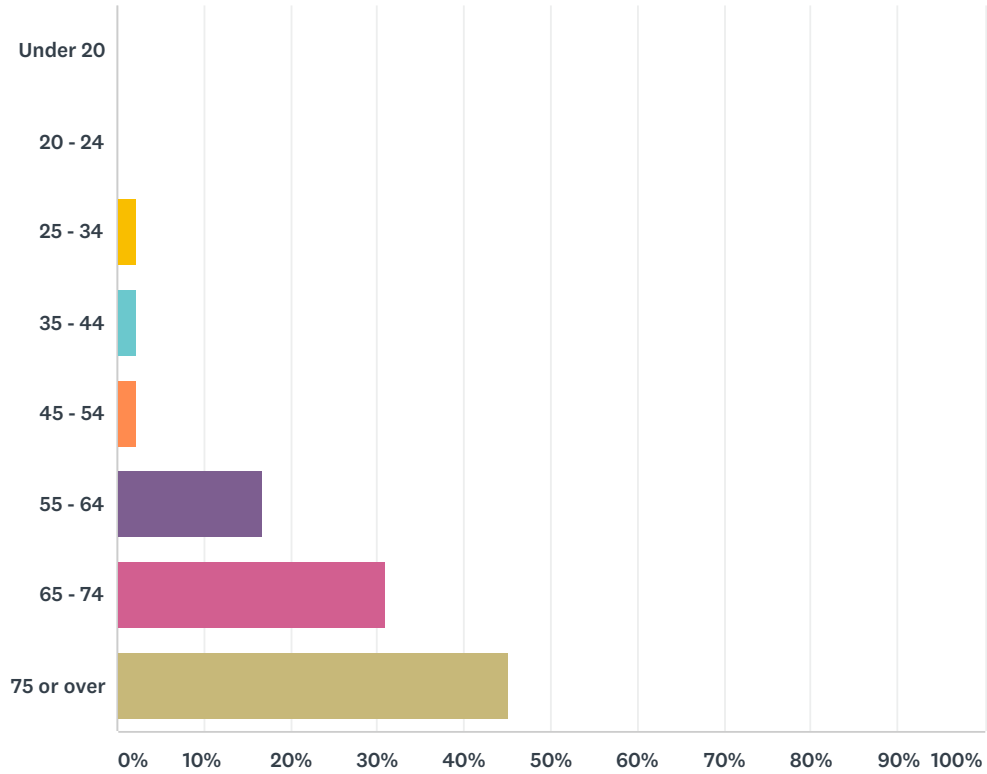
Answered: 82 Skipped: 20



ANSWER CHOICES	RESPONSES	
Male	29.27%	24
Female	70.73%	58
TOTAL		82

Q52 Age?

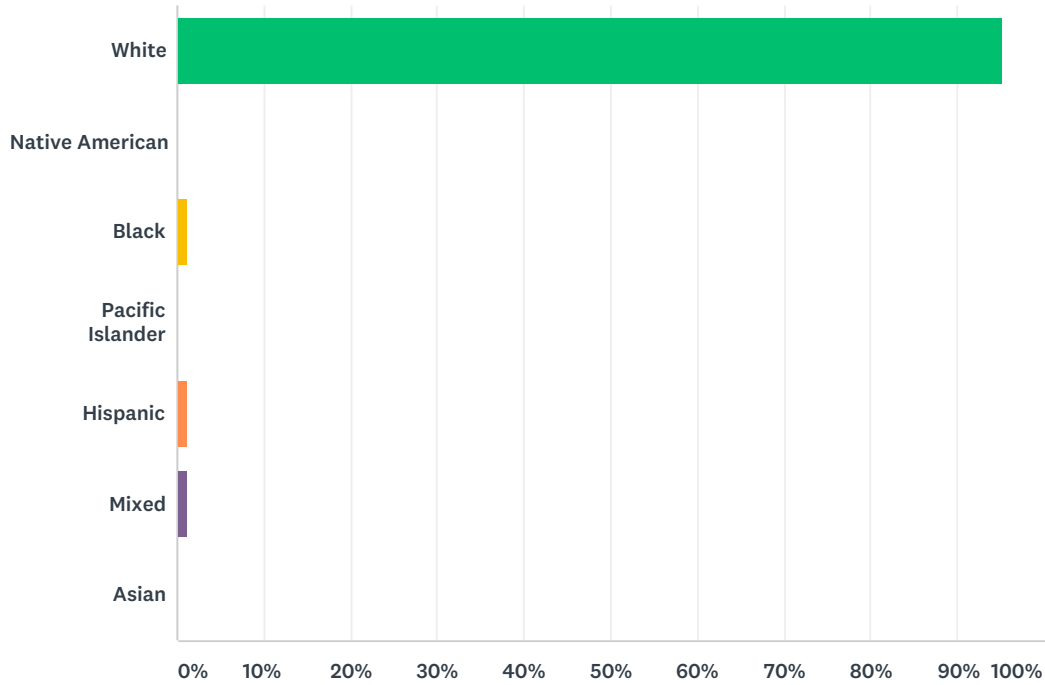
Answered: 84 Skipped: 18



ANSWER CHOICES	RESPONSES	
Under 20	0.00%	0
20 - 24	0.00%	0
25 - 34	2.38%	2
35 - 44	2.38%	2
45 - 54	2.38%	2
55 - 64	16.67%	14
65 - 74	30.95%	26
75 or over	45.24%	38
TOTAL		84

Q53 Racial/Ethnic Background?

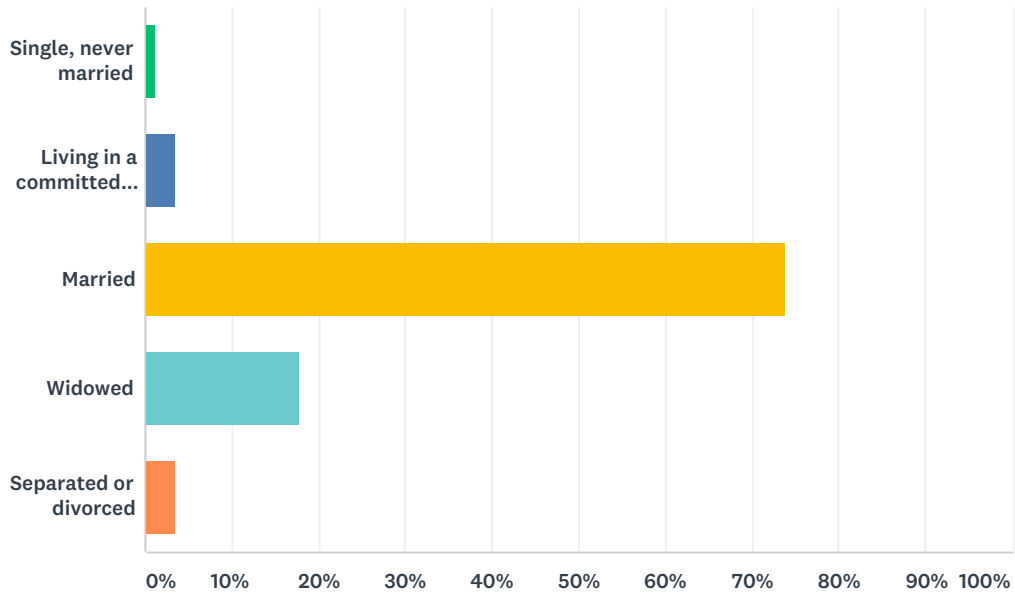
Answered: 84 Skipped: 18



ANSWER CHOICES	RESPONSES	
White	95.24%	80
Native American	0.00%	0
Black	1.19%	1
Pacific Islander	0.00%	0
Hispanic	1.19%	1
Mixed	1.19%	1
Asian	0.00%	0
TOTAL		84

Q54 Marital Status?

Answered: 84 Skipped: 18



ANSWER CHOICES	RESPONSES	
Single, never married	1.19%	1
Living in a committed relationship	3.57%	3
Married	73.81%	62
Widowed	17.86%	15
Separated or divorced	3.57%	3
TOTAL		84

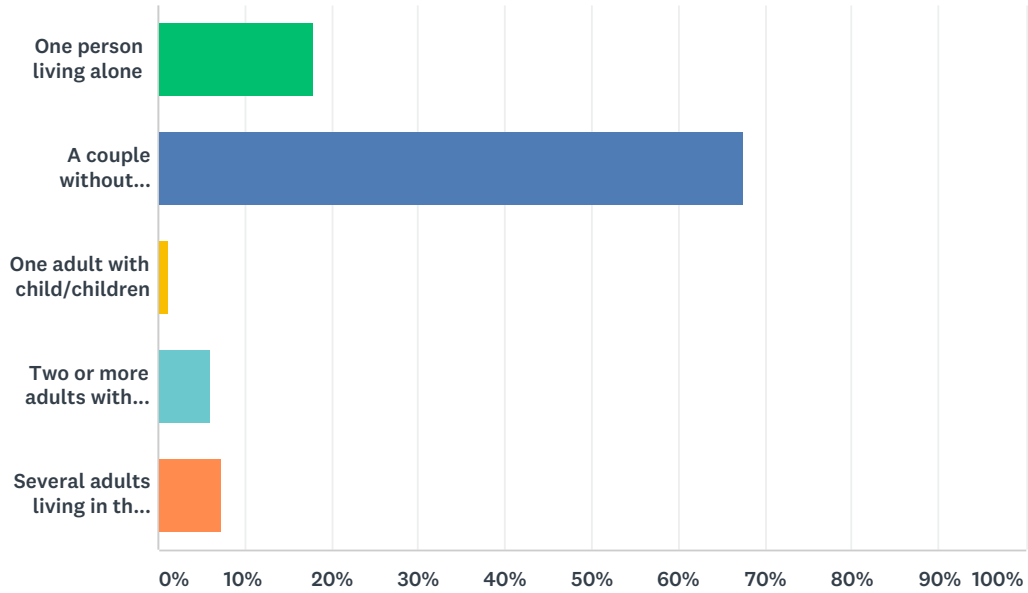
Q55 If you have children living at home, how many are in each age group?

Answered: 12 Skipped: 90

ANSWER CHOICES	RESPONSES	
Age 0 - 5	16.67%	2
Age 6 - 12	0.00%	0
Age 13 - 18	16.67%	2
Age 19 and over	75.00%	9

Q56 Which best describes your current household?

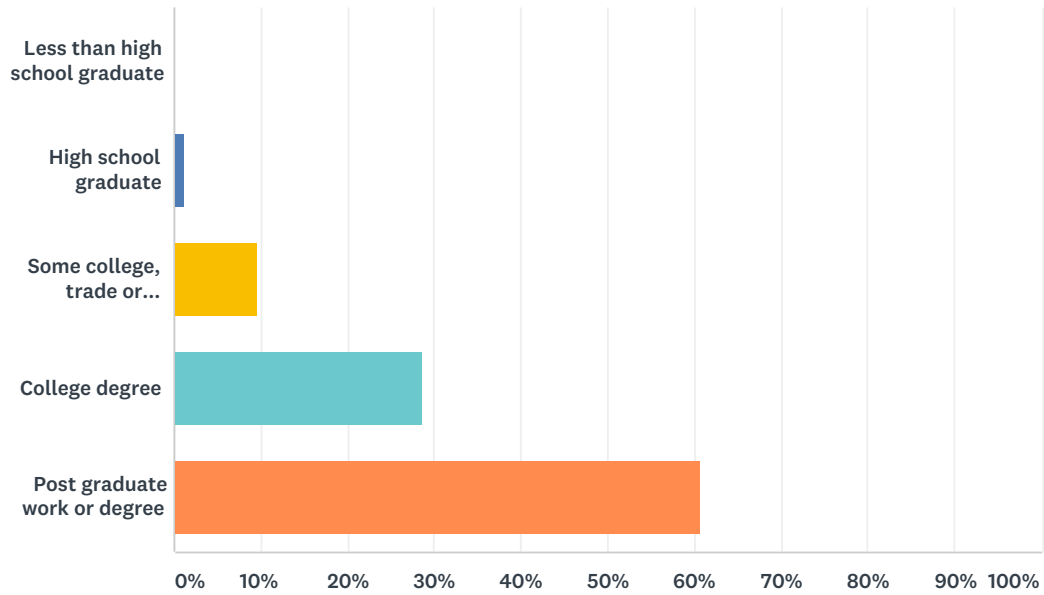
Answered: 83 Skipped: 19



ANSWER CHOICES	RESPONSES	
One person living alone	18.07%	15
A couple without children	67.47%	56
One adult with child/children	1.20%	1
Two or more adults with child/children	6.02%	5
Several adults living in the same household	7.23%	6
TOTAL		83

Q57 What is your highest level of formal education?

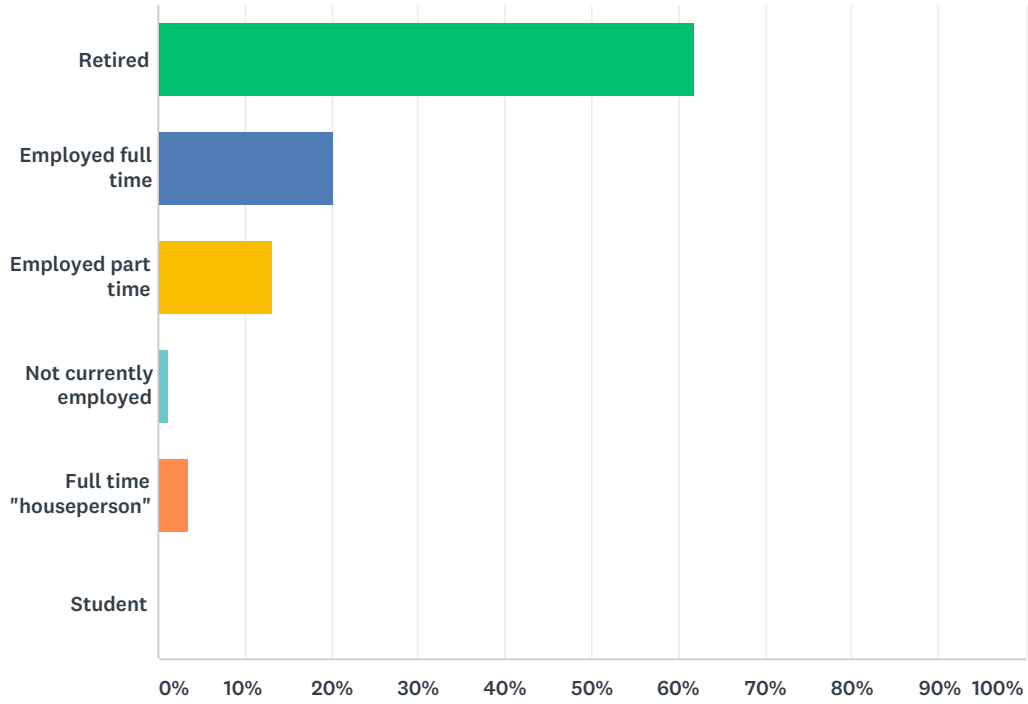
Answered: 84 Skipped: 18



ANSWER CHOICES	RESPONSES	
Less than high school graduate	0.00%	0
High school graduate	1.19%	1
Some college, trade or vocational school	9.52%	8
College degree	28.57%	24
Post graduate work or degree	60.71%	51
TOTAL		84

Q58 Are you?

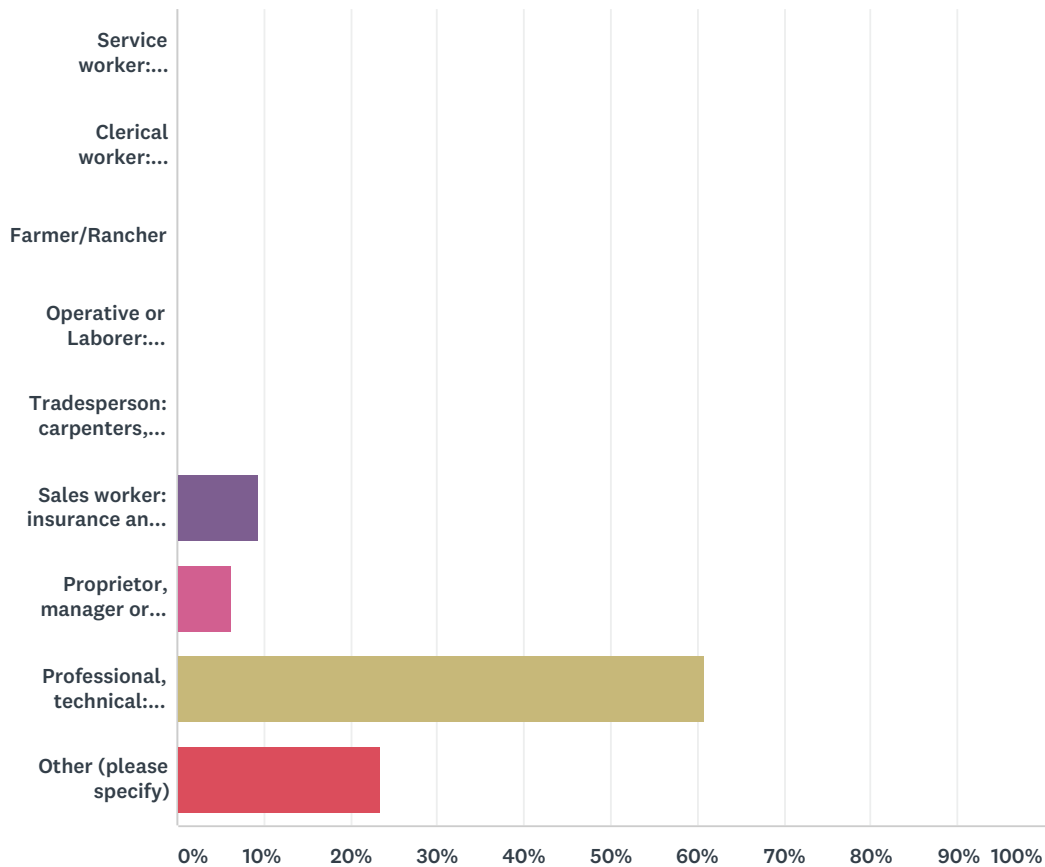
Answered: 84 Skipped: 18



ANSWER CHOICES	RESPONSES	
Retired	61.90%	52
Employed full time	20.24%	17
Employed part time	13.10%	11
Not currently employed	1.19%	1
Full time "houseperson"	3.57%	3
Student	0.00%	0
TOTAL		84

Q59 If currently employed, presently job-hunting or retired, what is/was your occupation?

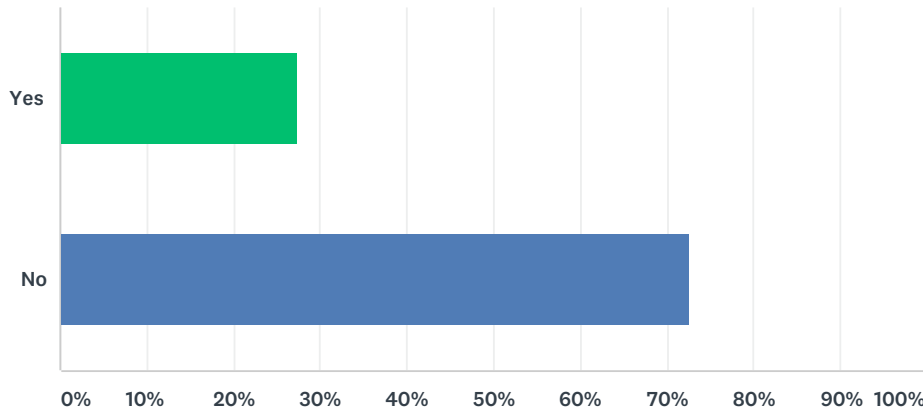
Answered: 64 Skipped: 38



ANSWER CHOICES	RESPONSES	
Service worker: policeperson, barbers, janitors, beauticians, waiters, ushers, etc.	0.00%	0
Clerical worker: bookkeepers, secretaries, mail carriers, telephone operators, etc.	0.00%	0
Farmer/Rancher	0.00%	0
Operative or Laborer: semi-skilled and unskilled workers in construction and manufacturing, etc.	0.00%	0
Tradesperson: carpenters, masons, plumbers, electricians, machinists, etc.	0.00%	0
Sales worker: insurance and real estate agents, brokers, salespersons, etc.	9.38%	6
Proprietor, manager or public official: city manager, credit officers, buyers, floor managers, etc.	6.25%	4
Professional, technical: teachers, doctors, computer programmer, architects, accountants, artists, etc.	60.94%	39
Other (please specify)	23.44%	15
TOTAL		64

Q60 Are you self-employed or an independent business person?

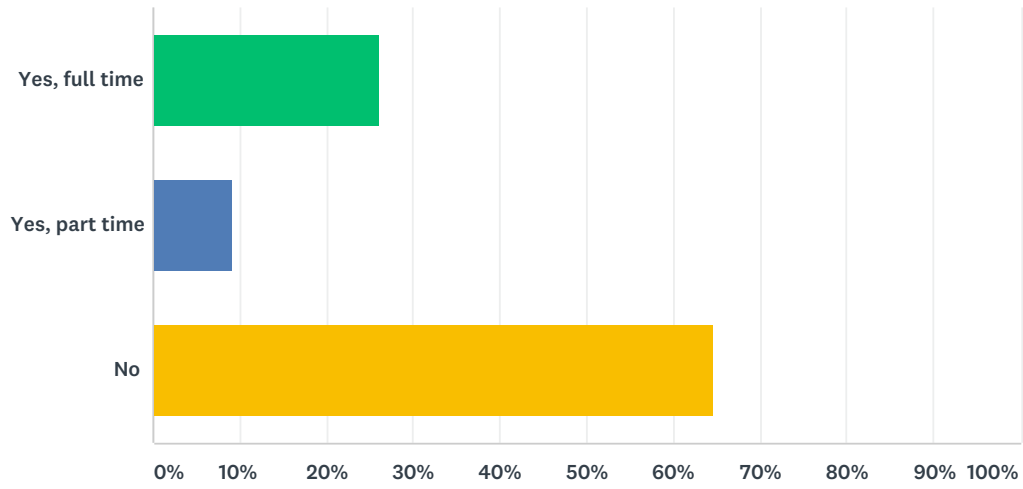
Answered: 62 Skipped: 40



ANSWER CHOICES	RESPONSES	
Yes	27.42%	17
No	72.58%	45
TOTAL		62

Q61 If married, is your spouse employed?

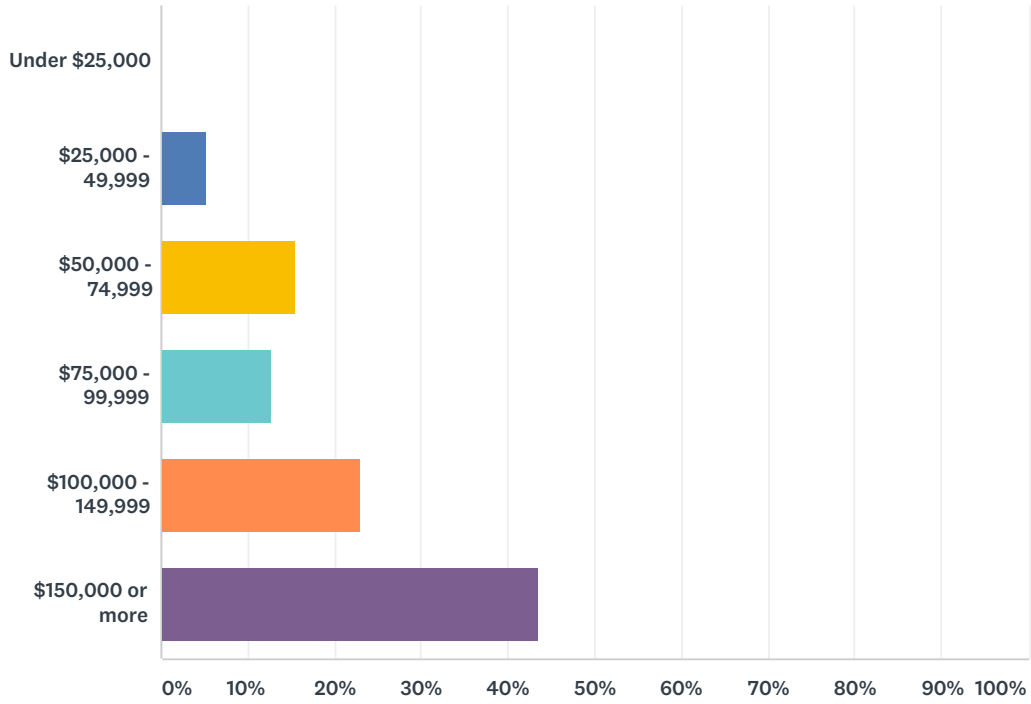
Answered: 65 Skipped: 37



ANSWER CHOICES	RESPONSES	
Yes, full time	26.15%	17
Yes, part time	9.23%	6
No	64.62%	42
TOTAL		65

Q62 What is your household income range?

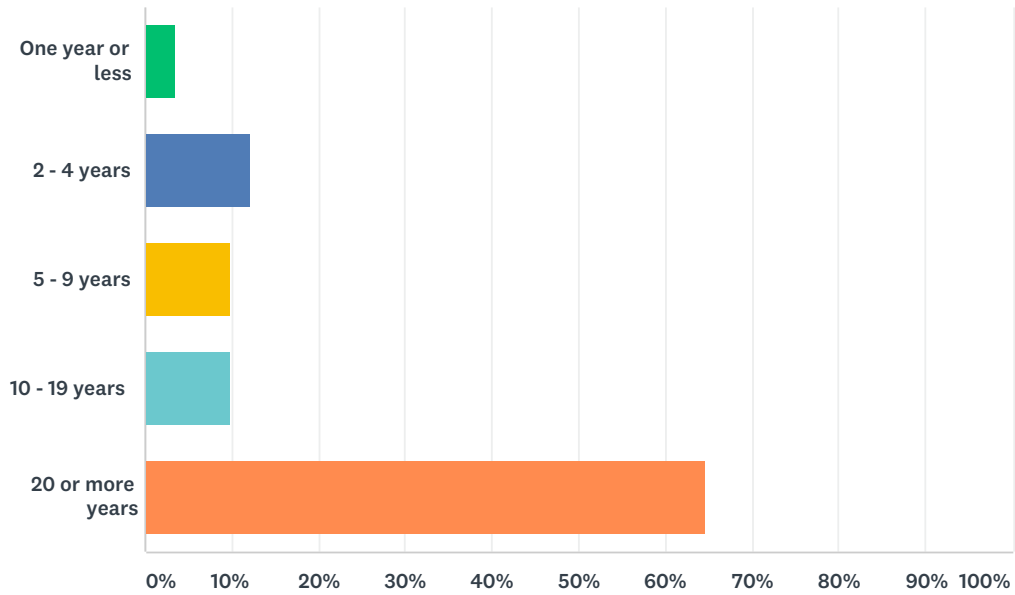
Answered: 78 Skipped: 24



ANSWER CHOICES	RESPONSES	
Under \$25,000	0.00%	0
\$25,000 - 49,999	5.13%	4
\$50,000 - 74,999	15.38%	12
\$75,000 - 99,999	12.82%	10
\$100,000 - 149,999	23.08%	18
\$150,000 or more	43.59%	34
TOTAL		78

Q63 How many years have you lived in this general area?

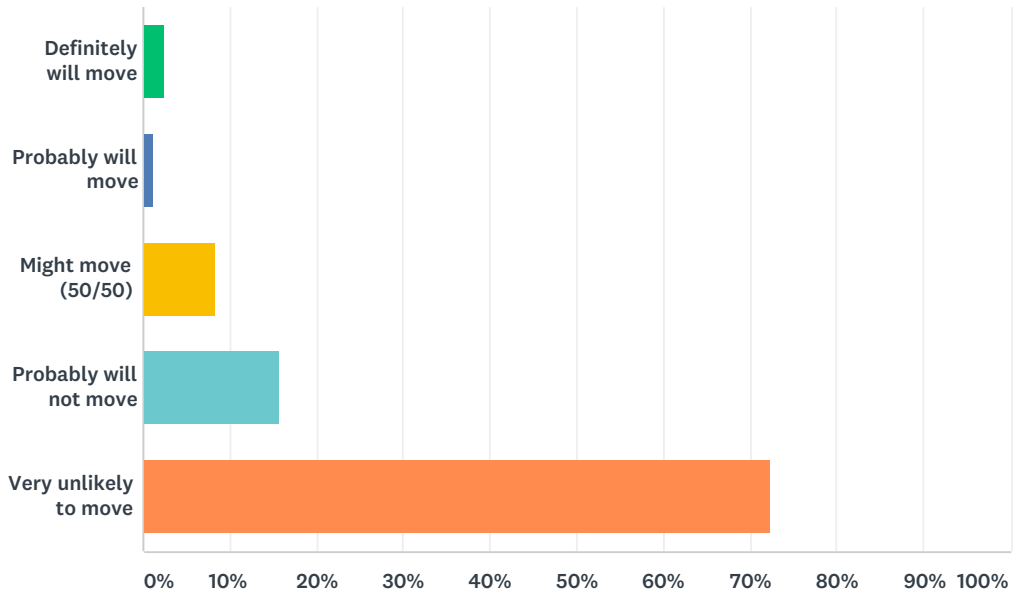
Answered: 82 Skipped: 20



ANSWER CHOICES	RESPONSES	
One year or less	3.66%	3
2 - 4 years	12.20%	10
5 - 9 years	9.76%	8
10 - 19 years	9.76%	8
20 or more years	64.63%	53
TOTAL		82

Q64 How likely is it that you might move out of this general area within the next few years?

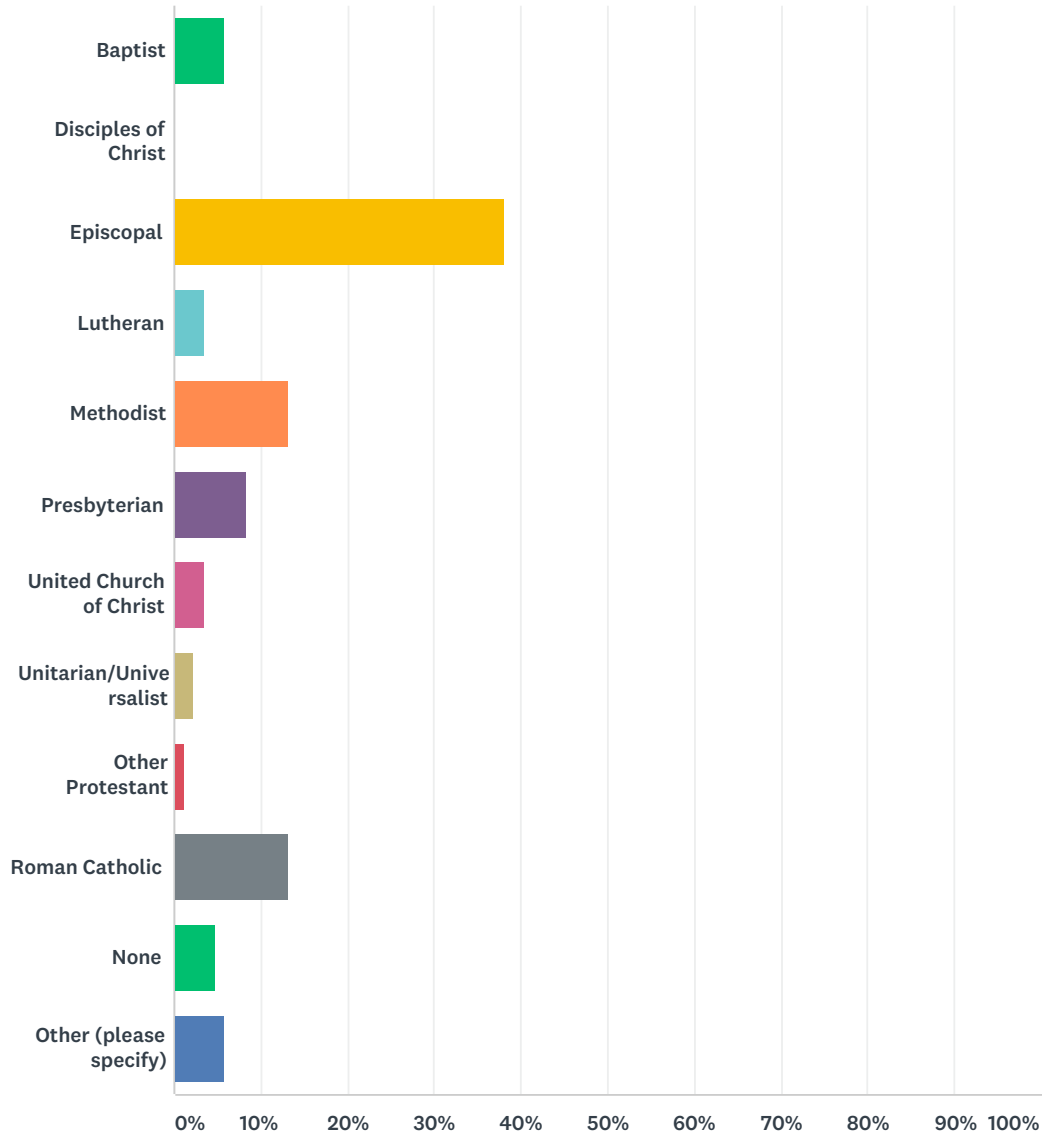
Answered: 83 Skipped: 19



ANSWER CHOICES	RESPONSES	
Definitely will move	2.41%	2
Probably will move	1.20%	1
Might move (50/50)	8.43%	7
Probably will not move	15.66%	13
Very unlikely to move	72.29%	60
TOTAL		83

Q65 In what denomination were you raised? If you were involved with more than one denomination when you were growing up, with which did you have the greatest identification?

Answered: 84 Skipped: 18



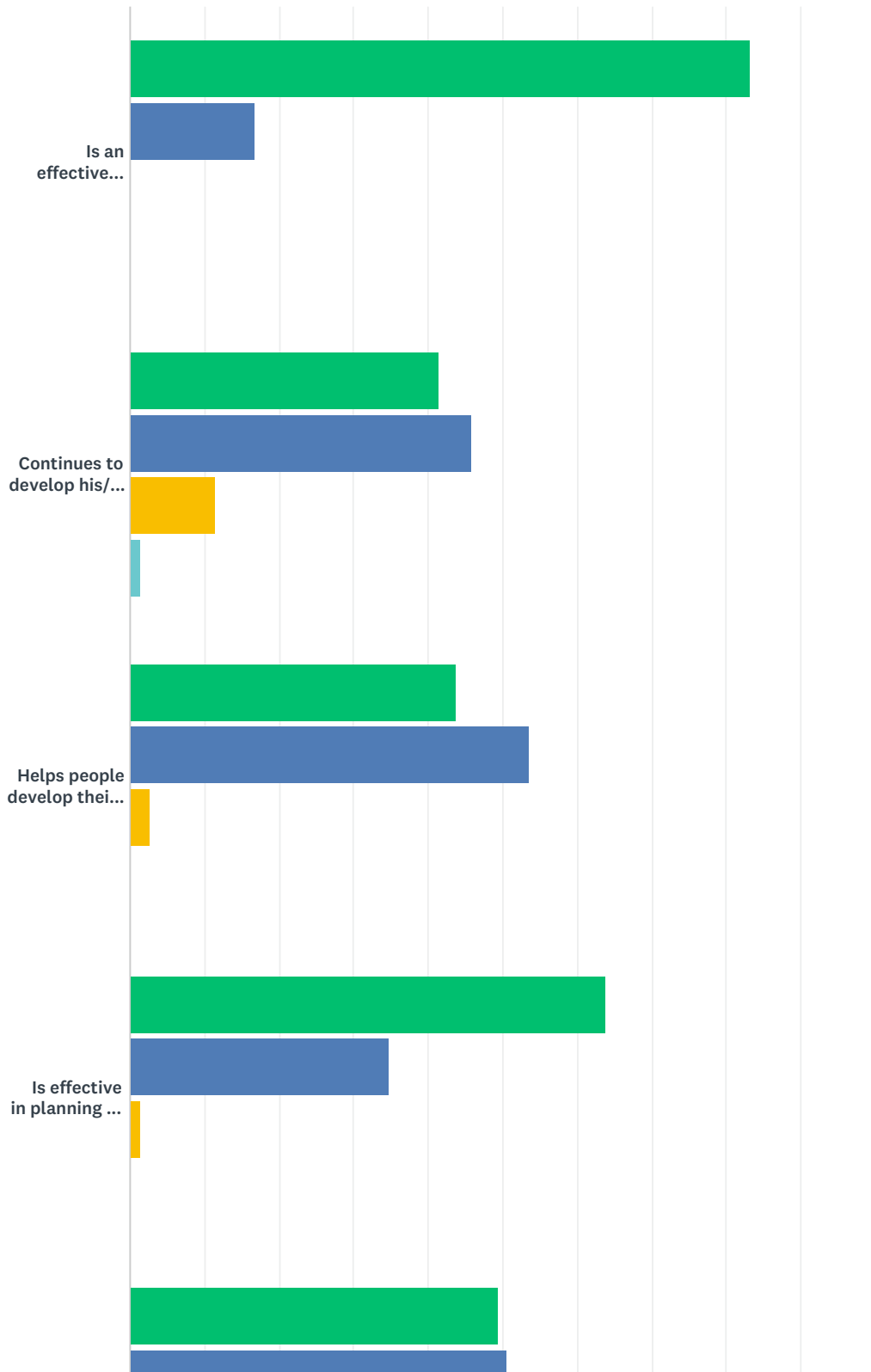
ANSWER CHOICES	RESPONSES	
Baptist	5.95%	5
Disciples of Christ	0.00%	0
Episcopal	38.10%	32
Lutheran	3.57%	3
Methodist	13.10%	11
Presbyterian	8.33%	7

St. Dunstan's Episcopal Church Pastoral Search Inventory

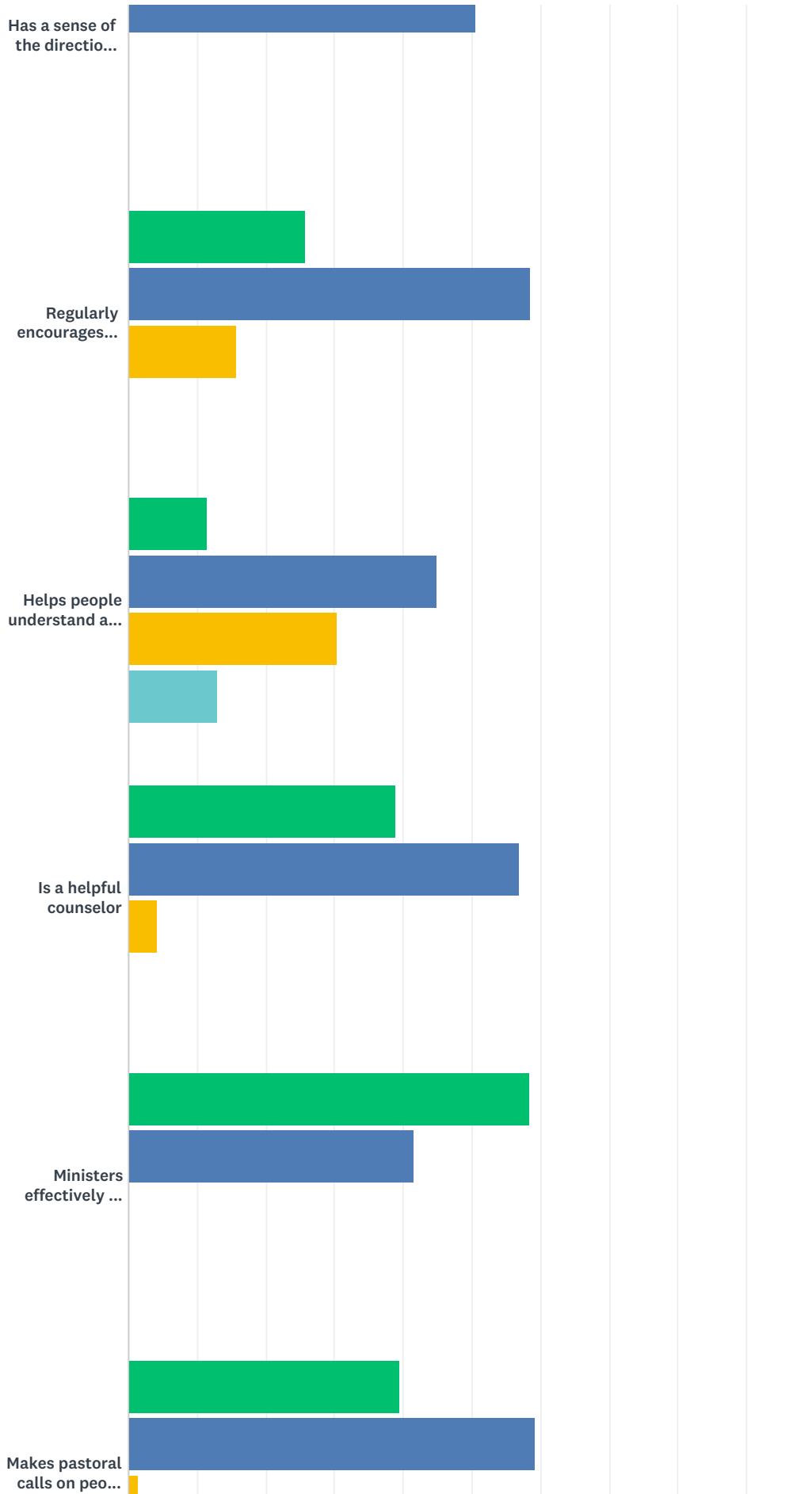
United Church of Christ	3.57%	3
Unitarian/Universalist	2.38%	2
Other Protestant	1.19%	1
Roman Catholic	13.10%	11
None	4.76%	4
Other (please specify)	5.95%	5
TOTAL		84

Q66 The following list of items represents a range of qualities in the ministry of the church. Identify how important each of the following is in a new pastor.

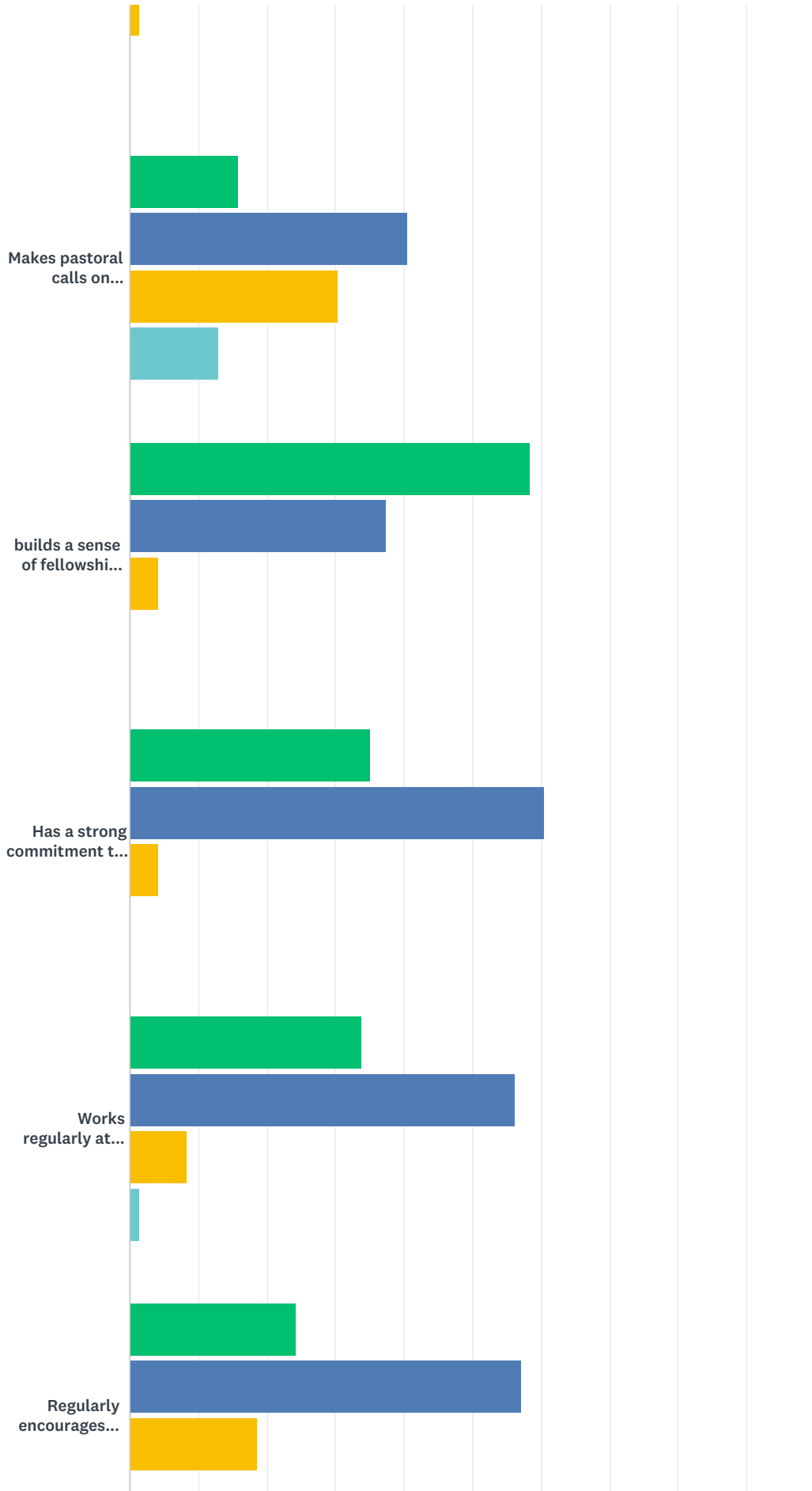
Answered: 72 Skipped: 30



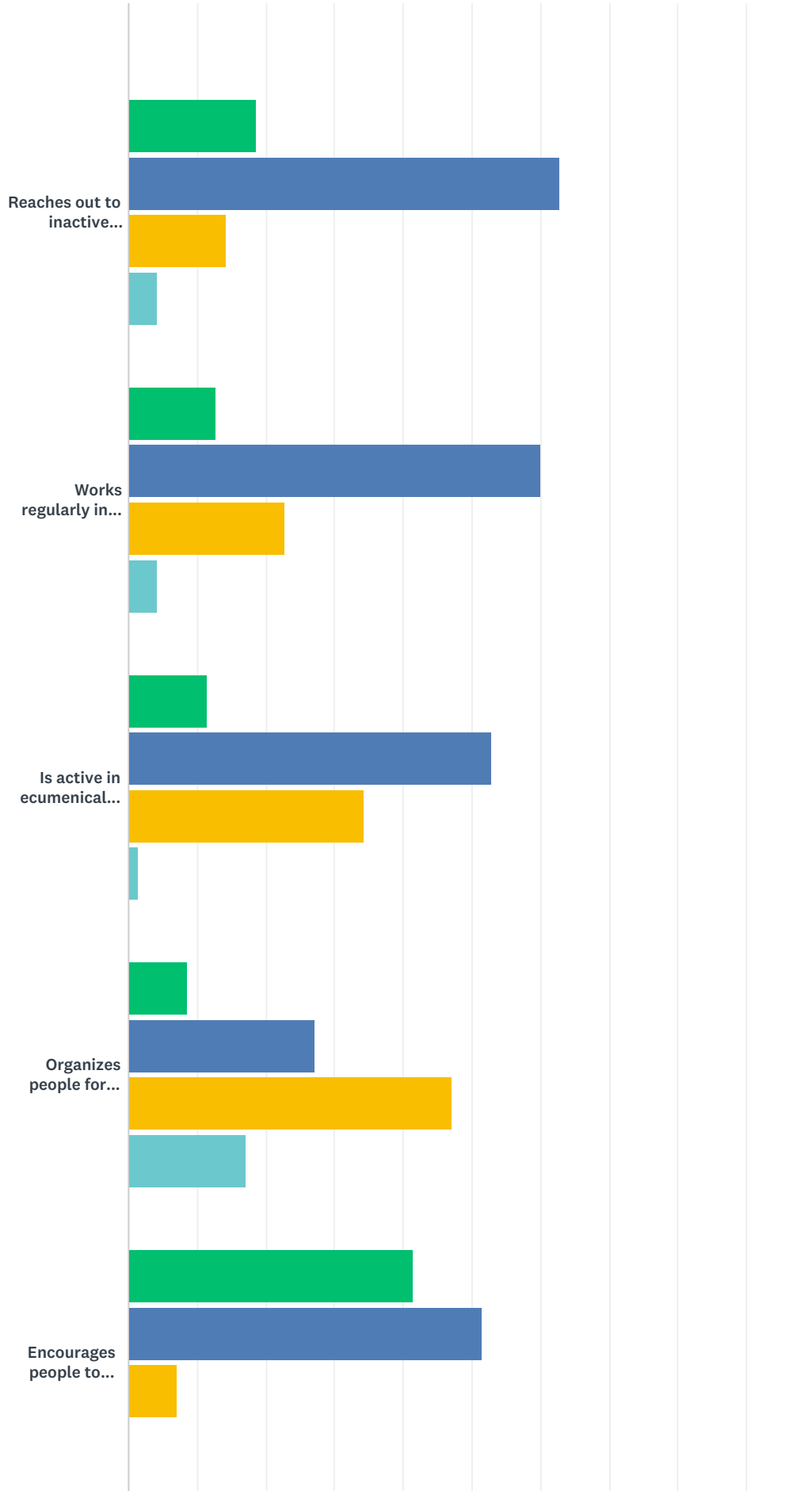
St. Dunstan's Episcopal Church Pastoral Search Inventory



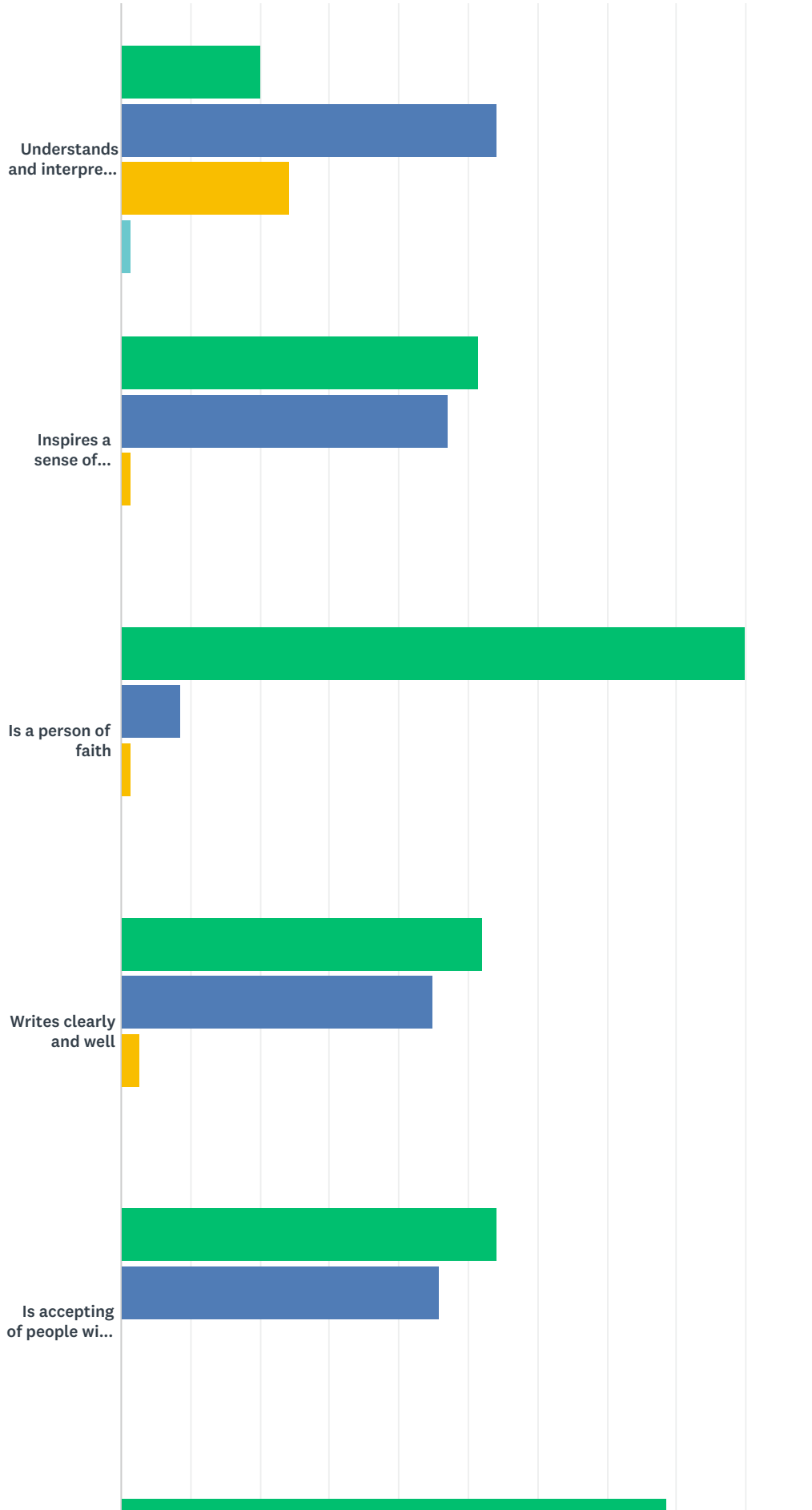
St. Dunstan's Episcopal Church Pastoral Search Inventory



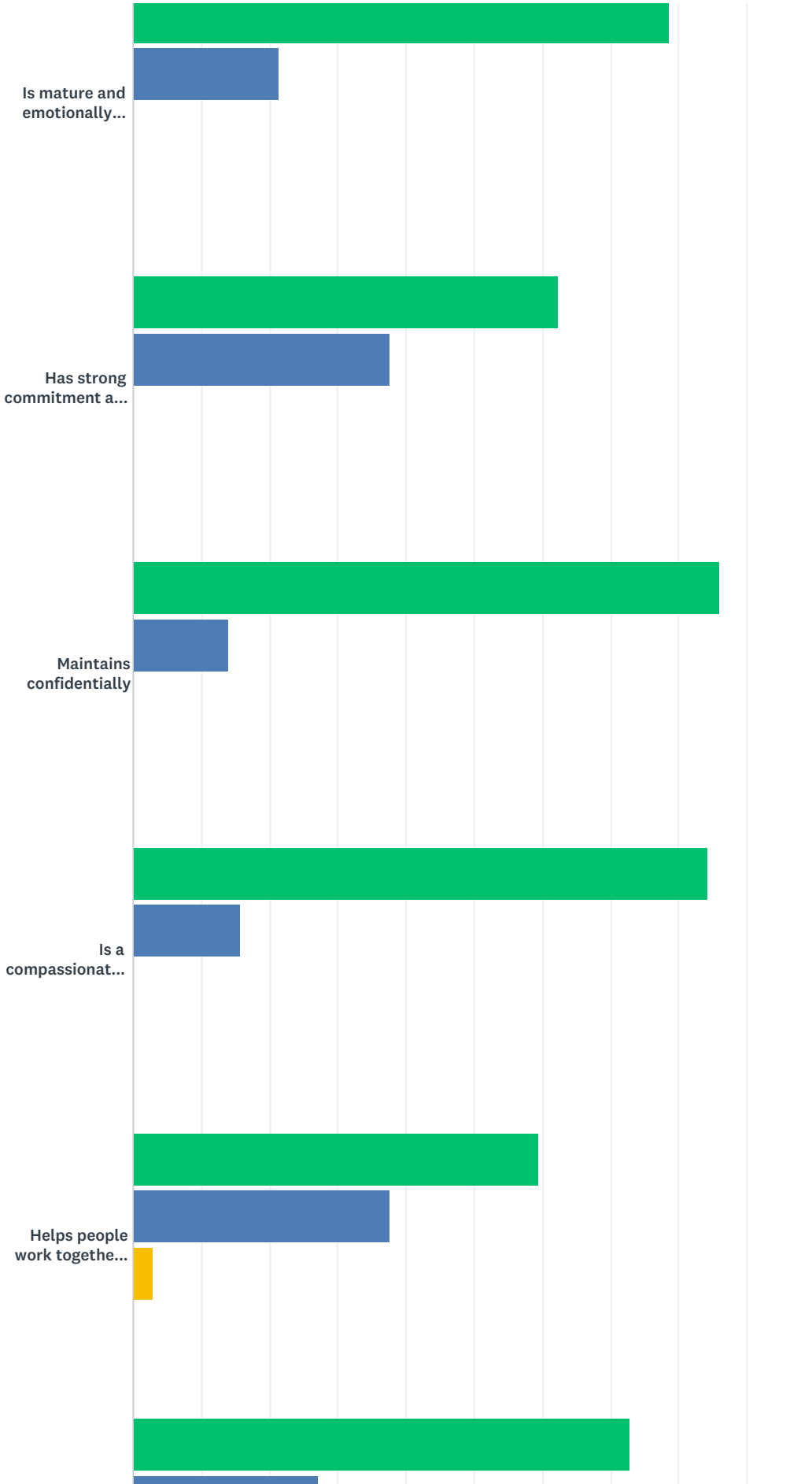
St. Dunstan's Episcopal Church Pastoral Search Inventory



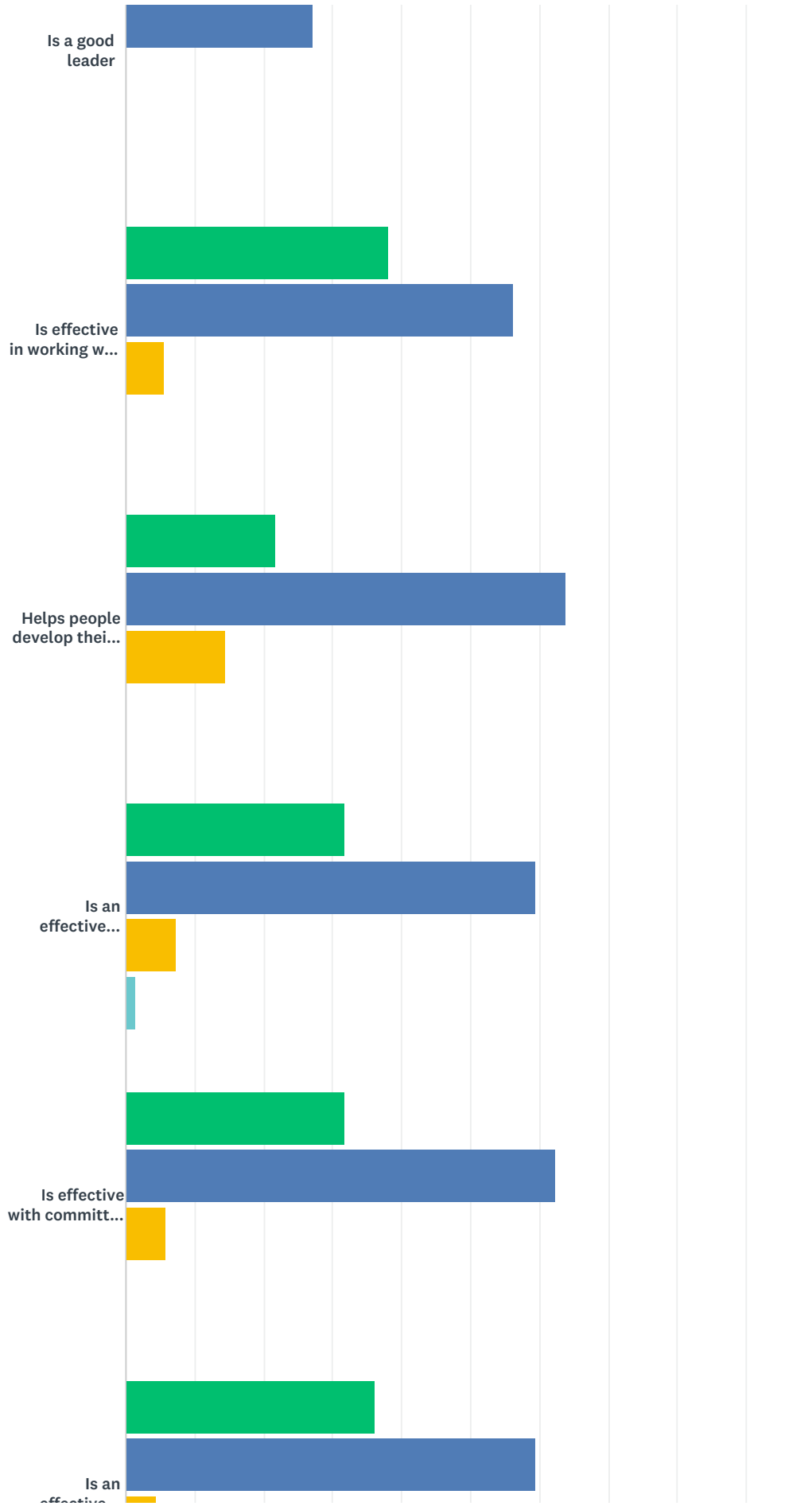
St. Dunstan's Episcopal Church Pastoral Search Inventory



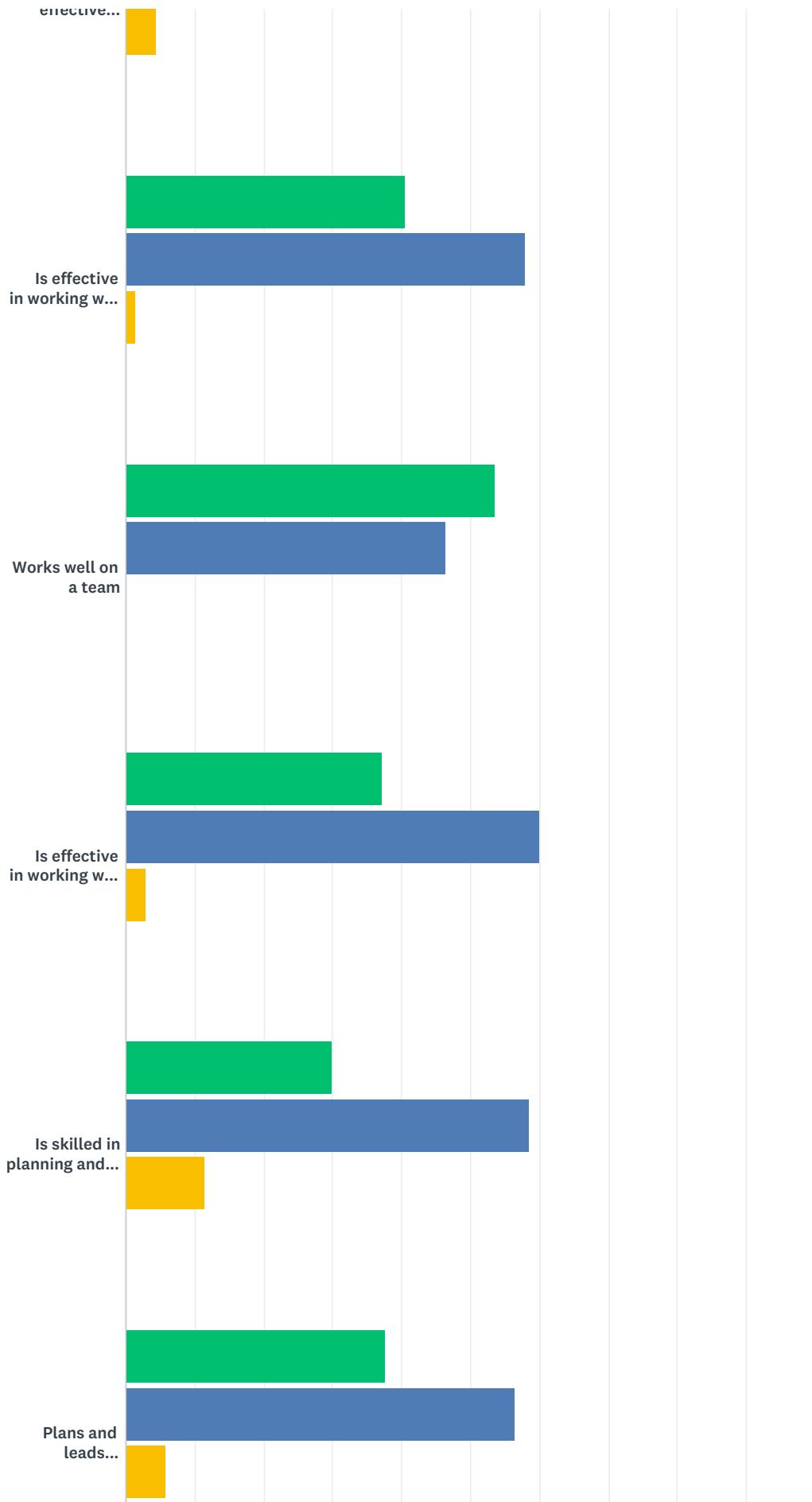
St. Dunstan's Episcopal Church Pastoral Search Inventory



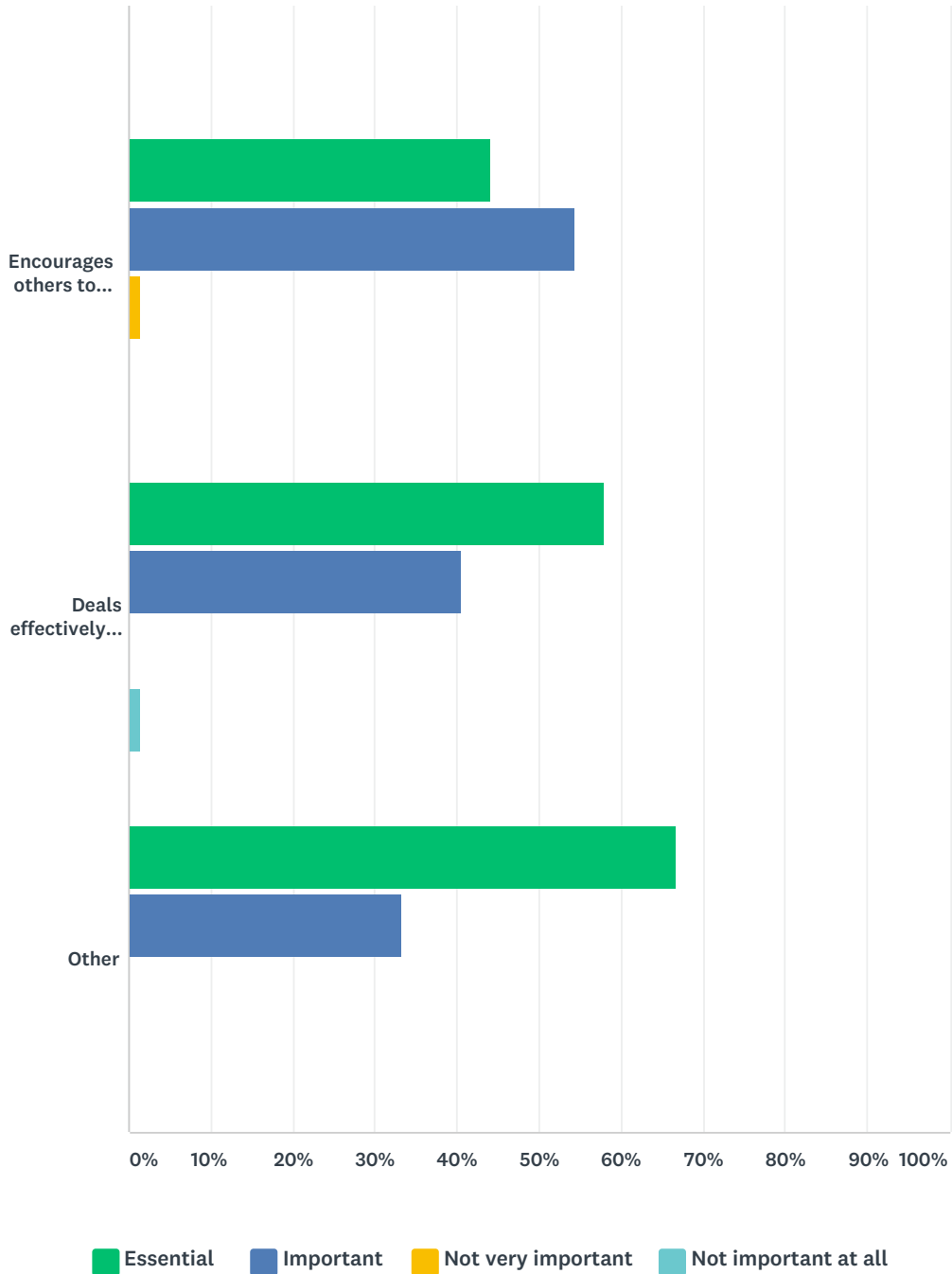
St. Dunstan's Episcopal Church Pastoral Search Inventory



St. Dunstan's Episcopal Church Pastoral Search Inventory



St. Dunstan's Episcopal Church Pastoral Search Inventory



	ESSENTIAL	IMPORTANT	NOT VERY IMPORTANT	NOT IMPORTANT AT ALL	TOTAL
Is an effective preacher/speaker	83.33% 60	16.67% 12	0.00% 0	0.00% 0	72
Continues to develop his/her theological and biblical skills	41.43% 29	45.71% 32	11.43% 8	1.43% 1	70
Helps people develop their spiritual life	43.66% 31	53.52% 38	2.82% 2	0.00% 0	71
Is effective in planning and leading worship	63.89% 46	34.72% 25	1.39% 1	0.00% 0	72
Has a sense of the direction of his/her ministry	49.30% 35	50.70% 36	0.00% 0	0.00% 0	71

St. Dunstan's Episcopal Church Pastoral Search Inventory

Regularly encourages people to participate in denominational activities and programs	25.71% 18	58.57% 41	15.71% 11	0.00% 0	70
Helps people understand and act upon issues of social justice	11.59% 8	44.93% 31	30.43% 21	13.04% 9	69
Is a helpful counselor	38.89% 28	56.94% 41	4.17% 3	0.00% 0	72
Ministers effectively to people in crisis situations	58.33% 42	41.67% 30	0.00% 0	0.00% 0	72
Makes pastoral calls on people in hospitals and nursing homes and those confined to their homes	39.44% 28	59.15% 42	1.41% 1	0.00% 0	71
Makes pastoral calls on members not confined to their homes	15.94% 11	40.58% 28	30.43% 21	13.04% 9	69
builds a sense of fellowship among the people with whom he/she works	58.33% 42	37.50% 27	4.17% 3	0.00% 0	72
Has a strong commitment to the educational ministry of the church	35.21% 25	60.56% 43	4.23% 3	0.00% 0	71
Works regularly at bringing new members into the church	33.80% 24	56.34% 40	8.45% 6	1.41% 1	71
Regularly encourages support of our church's wider mission	24.29% 17	57.14% 40	18.57% 13	0.00% 0	70
Reaches out to inactive members	18.57% 13	62.86% 44	14.29% 10	4.29% 3	70
Works regularly in the development of stewardship growth	12.86% 9	60.00% 42	22.86% 16	4.29% 3	70
Is active in ecumenical relationships and encourages the church to participate	11.43% 8	52.86% 37	34.29% 24	1.43% 1	70
Organizes people for community action	8.57% 6	27.14% 19	47.14% 33	17.14% 12	70
Encourages people to relate their faith to their daily lives	41.43% 29	51.43% 36	7.14% 5	0.00% 0	70
Understands and interprets the mission of the church from a global perspective	20.00% 14	54.29% 38	24.29% 17	1.43% 1	70
Inspires a sense of confidence	51.43% 36	47.14% 33	1.43% 1	0.00% 0	70
Is a person of faith	90.00% 63	8.57% 6	1.43% 1	0.00% 0	70
Writes clearly and well	52.11% 37	45.07% 32	2.82% 2	0.00% 0	71
Is accepting of people with divergent views	54.29% 38	45.71% 32	0.00% 0	0.00% 0	70
Is mature and emotionally secure	78.57% 55	21.43% 15	0.00% 0	0.00% 0	70
Has strong commitment and loyalty	62.32% 43	37.68% 26	0.00% 0	0.00% 0	69
Maintains confidentially	85.92% 61	14.08% 10	0.00% 0	0.00% 0	71
Is a compassionate and caring person	84.29% 59	15.71% 11	0.00% 0	0.00% 0	70
Helps people work together in solving problems	59.42% 41	37.68% 26	2.90% 2	0.00% 0	69

St. Dunstan's Episcopal Church Pastoral Search Inventory

Is a good leader	72.86% 51	27.14% 19	0.00% 0	0.00% 0	70
Is effective in working with children	38.03% 27	56.34% 40	5.63% 4	0.00% 0	71
Helps people develop their leadership abilities	21.74% 15	63.77% 44	14.49% 10	0.00% 0	69
Is an effective administrator	31.88% 22	59.42% 41	7.25% 5	1.45% 1	69
Is effective with committees and officers	31.88% 22	62.32% 43	5.80% 4	0.00% 0	69
Is an effective teacher	36.23% 25	59.42% 41	4.35% 3	0.00% 0	69
Is effective in working with adults	40.58% 28	57.97% 40	1.45% 1	0.00% 0	69
Works well on a team	53.62% 37	46.38% 32	0.00% 0	0.00% 0	69
Is effective in working with youth	37.14% 26	60.00% 42	2.86% 2	0.00% 0	70
Is skilled in planning and leading programs	30.00% 21	58.57% 41	11.43% 8	0.00% 0	70
Plans and leads well-organized meetings	37.68% 26	56.52% 39	5.80% 4	0.00% 0	69
Encourages others to assume and carry out leadership	44.12% 30	54.41% 37	1.47% 1	0.00% 0	68
Deals effectively with conflict	57.97% 40	40.58% 28	0.00% 0	1.45% 1	69
Other	66.67% 4	33.33% 2	0.00% 0	0.00% 0	6

Q67 Now that you have spent this time reflecting on the congregation present situation, think for a bit about your vision for the future of this church. Please take a few final minutes and discuss your hope for the church's future. What are your dreams, desires, and wishes for the church over the next five years?

Answered: 57 Skipped: 45