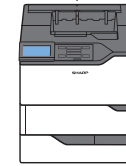
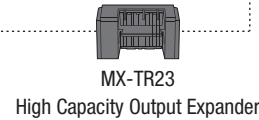
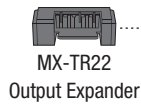
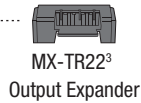
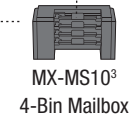
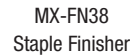
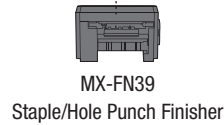


PRODUCT CONFIGURATION

CHOOSE CONNECTIVITY OPTIONS

- 25A0013
Staple Cartridges (3-pack)
- 27X0142
MarkNet N8230 Fiber Ethernet Print
- 27X6410
MarkNet N8372 Wireless Print Server
- 27X6510
MarkNet N8370 Wireless Print Server
- 1021231
Parallel Cable
- 1021294
USB Cable
- 14F0000
Parallel Interface Card
- 14F0100
Serial Interface Card
- 57X9801
256 MB Flash Memory
- 57X0204
4 GB Memory
- 27X0500
500 GB HDD
- 40C9200
Forms and Barcode Card
- 40C9201
IPDS Card
- 40C9202
Prescribe Card

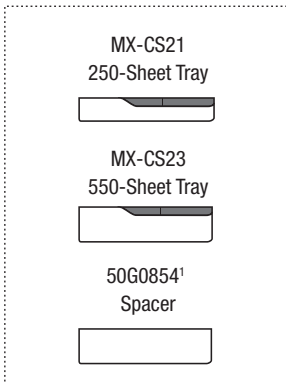


MX-B557P/MX-B707P

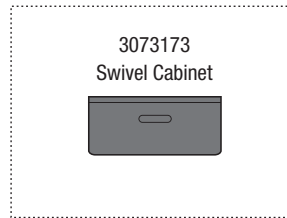
Base model includes 4.3 inch color touch screen, wired connectivity, PCL 5e/6/XL, PostScript 3™ printing system, auto duplexing 1 x 550 sheet paper drawer, 100 sheet bypass tray. Includes toner (starter size 11K each) and drum included.

CHOOSE PAPER FEED OPTIONS

Desktop/Floor Configuration

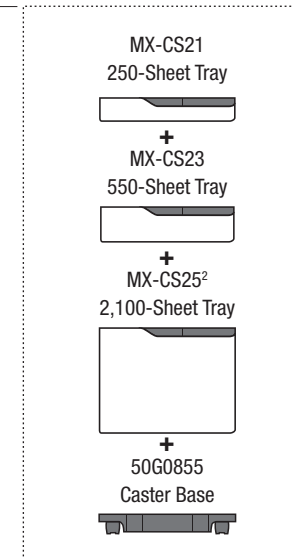


or

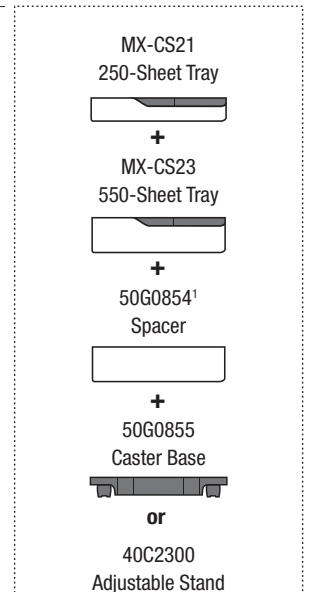


or

Floor Standing Console Configurations



or



- 57X0185
Secure Element Security Module
- 57X0300
Contact Authentication Device
- 57X0301
Contactless Authentication Device

- MX-CS21S
250-Sheet Tray Insert for MX-CS21
- MX-CS23S
550-Sheet Tray Insert for MX-CS23

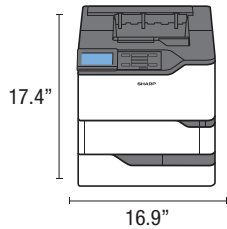
¹ Install spacer first and then install any optional trays above it.

² Requires Caster Base.

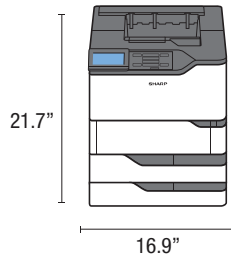
³ Up to three MX-MS10 and/or MX-TR22 can be configured without installing an MX-FN38.

SPACE REQUIREMENTS AND PLANNING

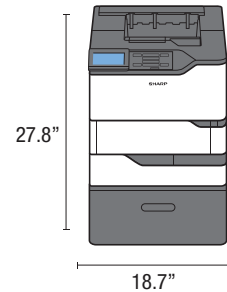
MX-B557P/MX-B707P
(standard drawer,
table top)
650-sheet maximum



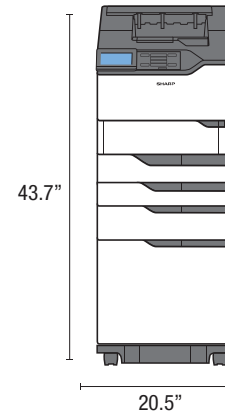
**MX-B557P/MX-B707P +
MX-CS23**
(1 additional drawer,
table top)
1,200-sheet maximum



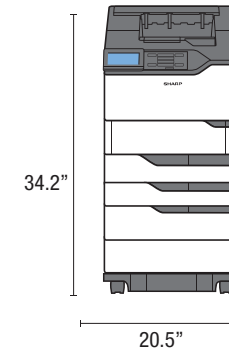
MX-B557P/MX-B707P + 3073173
(Swivel Cabinet
low floor standing)
650-sheet maximum



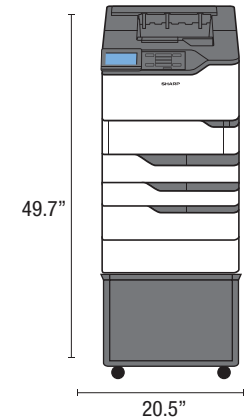
**MX-B557P/MX-B707P + MX-CS21 +
MX-CS23 + MX-CS25 + 50G0855**
(3 additional paper drawers,
floor standing)
3,550-sheet maximum



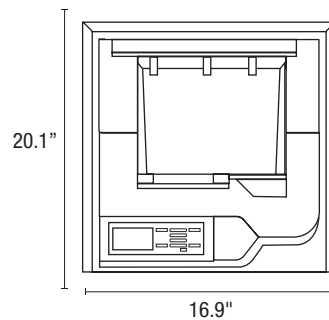
**MX-B557P/MX-B707P + MX-CS21 +
MX-CS23 + 50G0854 + 50G0855**
(standard drawer,
floor standing)
1,450-sheet maximum



**MX-B557P/MX-B707P + MX-CS21 +
MX-CS23 + 50G0854 + 40C2300**
(standard drawer,
floor standing)
1,450-sheet maximum



Overhead View with Stand



Plan ahead to ensure your installation is a great success! Check the latest information on these products and have the following items available prior to installation.

- **Firmware:** Check the Sharp-PC Service site to make sure the machine and accessories have the latest firmware prior to installation at the customer site.
- **Power Source:** Verify the power source at the customer site. Requires 110-127 V AC @ 60 HZ with a 15 A receptacle outlet and circuit breaker.
- **Product Keys:** Obtain application codes for any accessories that may require a product key prior to arrival at the customer site.
- **Supplies:** Verify that the customer has enough supplies on hand. Starter toner included.

MX-B70T Toner Cartridge
MX-B70DU Drum

Design and specifications are subject to change without notice. All product dimensions listed are approximate.