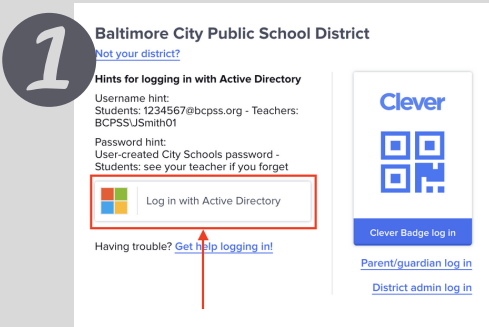
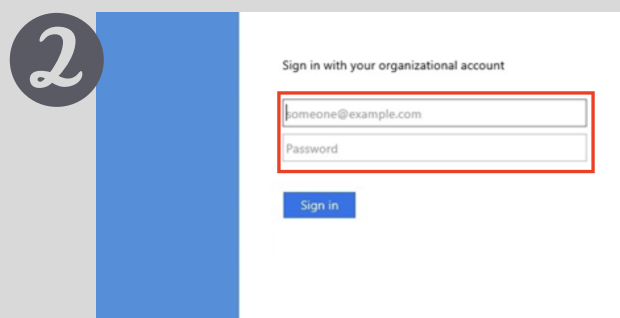


STUDENT ZOOM LOG IN

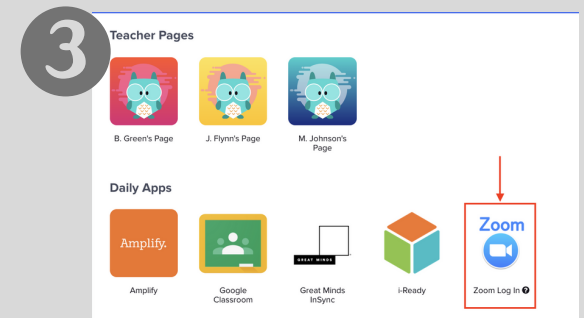
In order to ensure that students are kept safe when using Zoom, it is very important that they log in. Students who don't log in will not be able to access live sessions. To log in, students should follow the following steps:



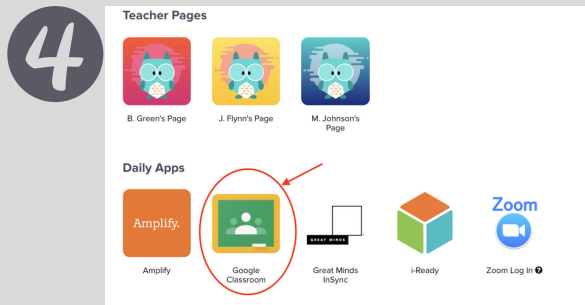
Log into your device and if you don't go directly to the Clever log in page, go to clever.com/in/bcps and select the Log in with Active Directory button.



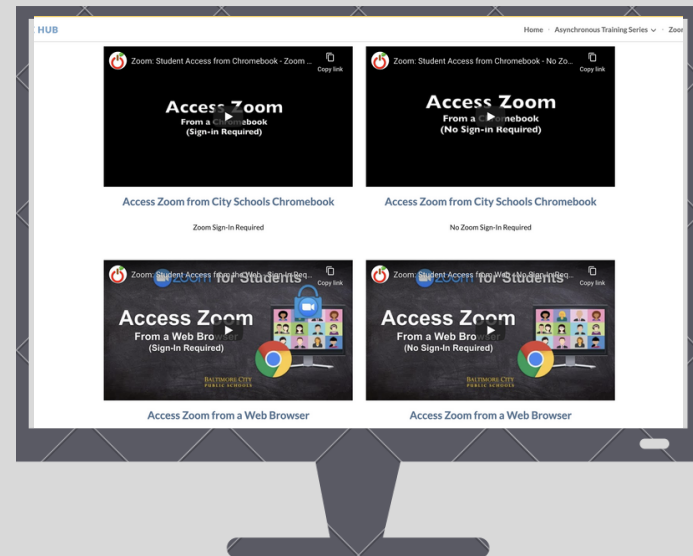
Enter your City Schools username and password if prompted. If you are unsure of what those are, contact your teacher.



Click on the Zoom link. This will log you into Zoom.



Go back to Clever and then click on the icon for Google Classroom. This will take you to the list of Google Classrooms you are enrolled in. Select the appropriate one and click the link for the live session in Zoom. You should go right in and will not be placed in the waiting room. If you do go to the waiting room, you are not logged in and should go through the process again.



For more information or to see videos of these steps, visit the Online Learning Hub's Zoom page at <https://sites.google.com/bcps.k12.md.us/cityschoolsonline/zoom/zoom-for-students-families>.