

# Child Care Impacts on Employment Survey Results

March 2019



## Who participated?

### Distribution

- 16 businesses
- GMCCI newsletter
- Voice of Muscatine
- Packets delivered in West Liberty, Wilton, & Muscatine

### Completion

- 485 surveys
  - 302 with kids
  - 103 birth-3 yrs
- 95% confidence level
- 4.4 confidence interval

Is there at least one child 12 years old or younger who lives with you and for whom you are responsible?

**Yes-62%**

**No-38%**

What are the ages of the child/ children who live with you and you are responsible?

**1-3 years 28%**

**6-9 years 26%**

**4-5 years 20%**

**10-12 years 19%**

**0-11 months 7%**

0-3

**50%**

**11%**

**20%**

**5%**

**13%**

What are the ages of the child/children who live with you and you are responsible?

0-5 years 55%

School age 45%

What kinds of child care arrangements do you currently use for the child/children?

		<u>0-3</u>
Another family member	22%	14%
Parent, step-parent or guardian	21%	14%
Child care or day care center	17%	22%
In home & registered by DHS	11%	14%
Pre-kindergarten program in a school	8%	12%
In home & not registered by DHS	7%	10%
In home, don't know if registered by DHS	7%	9%
Other child care arrangement	4%	1%
Person that is not a family member (nanny)	2%	3%
Head Start program	1%	0%

What kinds of child care arrangements do you currently use for the child/children?

		<u>0-3</u>
Family	43%	28%
In home	25%	33%
Center	17%	22%
School	8%	12%
All other	7%	4%

For the child/children you are responsible for, what is the average monthly total you pay for child care?

Mean \$474

Mean of those who pay anything \$628

0-3 yrs mean \$669

0-3 yrs mean of those who pay anything \$767

Do you or anyone in your household receive any assistance from the government to pay for child care for the child/children?

No-97%

Yes-3%

0-3

95%

5%

Over the past six months, how many days have you missed work due to child care issues?

Minimum-0

Mean-2.6

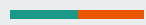
Maximum-20

0-3

0

2.7

15



Over the past six months, how many days have you had to arrive late to work due to child care issues?

Minimum-0

Mean-2.9

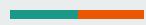
Maximum-100

0-3

0

2.5

20



Over the past six months, how many days have you had to leave work early due to child care issues?

Minimum-0

Mean-2.9

Maximum-50

0-3

0

3

50

Over the last 6 months, how many times have you received calls/text messages at work from your child care provider regarding illness, behaviors or other things needed to be addressed immediately?

Minimum-0

Mean-5.3

Maximum-30

0-3

0

3.6

30

Over the past six months, how many days have you been distracted while at work because you were worrying about child care?

Minimum-0

Mean-6

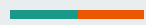
Maximum-100

0-3

0

6.4

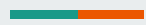
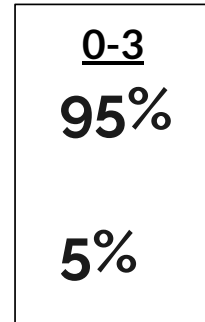
100



**Have you ever refused a promotion at work due to issues with child care?**

**No-89%**


**Yes-11%**



**During the past twelve months, did you or anyone in the family have to quit a job, not take a job, or greatly change your job because of problems with child care?**

**No-79%**

**Yes-21%**





## How do you meet your child care needs when your child is sick?

Parent misses work	61%	60%
Parent misses work/Family	18%	22%
Family	11%	9%
Other	10%	9%

<u>0-3</u>
60%
22%
9%
9%

17

## What challenges did you have when trying to find a new child care provider?

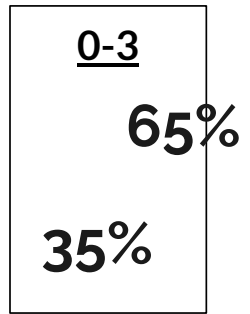
		<u>0-3</u>
Child care costs were too expensive	28%	26%
Unable to find a provider I trusted	24%	24%
No openings at the child care provider	18%	20%
Provider did not provide care the hours/days I needed	13%	12%
Provider was not reasonably located close to home/work	10%	14%
Something else	3%	2%
Child has special needs provider could not accommodate	2%	2%
I did not have transportation to get my child to the provider	2%	1%

18

## Do you live in the city that you work in?


**Yes-69%**

**No-31%**



## Where do you live? (Answered No to "Do you live in the city where you work")


Muscatine	11%	Andalusia	1%
Wilton	11%	Bettendorf	1%
Fruitland	8%	Columbus Junction	1%
Letts	8%	Coralville	1%
Davenport	5%	Lone Tree	1%
Illinois City	5%	Mediapolis	1%
Iowa City	5%	Moline	1%
Blue Grass	4%	Morning Sun	1%
New Boston	4%	Moscow	1%
Durant	3%	Nichols	1%
Eldridge	3%	North Liberty	1%
Grandview	3%	Oakville	1%
Joy	3%	Orion	1%
Milan	3%	Solon	1%
New Boston	3%	Tipton	1%
Wapello	3%	West Liberty	1%



## Where do you work (City, State)?

Muscatine	87.4%
Wilton	7.1%
Iowa	1.3%
Rock Island	0.8%
Coralville	0.4%
Davenport	0.4%
Durant	0.4%
Iowa City	0.4%
Moline	0.4%
Salem, SD	0.4%
West Branch	0.4%
West Liberty	0.4%

21



## Would you move to the community you work in, if your preferred type of child care (in-home child care, child care center, etc.) was available for your child(ren)?

**No-88%**  
**Yes-12%**

<u>0-3</u>
<b>85%</b>
<b>15%</b>

22

  
What shift do you work?

First	78%	<u>0-3</u> 77%
Second	5%	6%
Swing	5%	6%
12 hour	4%	5%
Third	4%	4%
Other	4%	3%

  
What is your gender?

Female	61.9%	<u>0-3</u> 61%
Male	36.5%	37%
Prefer not to say	1.2%	2%
Non-binary	0.4%	0%



## Child Care Resources

**Child Care Resource  
and Referral**

**Early Childhood Iowa**

**Child Care Assistance**

25



## Closing

Whitney Howell  
ECIMC Director  
ecimuscatinecounty@gmail.com  
563-263-8476

Kim Warren  
AIM Director  
kim@unitedwaymuscatine.org  
563-594-6835

Charla Schafer  
CFGM Director  
cschafer@givinggreater.org  
563-263-8476

26