



EndoTBrush

Cytology Brush

REF ET1420, ET1421, ET1422, ET1423



Read this document in its entirety prior to use

Rx Only
SINGLE USE, DISPOSABLE

CE
0413



Intended Use

Cytology brushes are intended for use in collecting tissue samples for histological examination.

Contraindications

None known within the scope of the intended use.

Warnings and Precautions

Do not use if the sterile packaging is compromised, any abnormalities are found or if the instrument is not operating properly.

Verify brush is fully retracted into outer sheath before pulling device through endoscope channel.

Instructions

1. Peel open the pouch and remove the device. Visually inspect the device for kinks, loose or broken parts. Form the device into an 8-inch diameter loop and deploy and retract brush several times to verify proper actuation.
2. Retract the brush into the outer sheath before inserting the device into the working channel of the endoscope.
3. If the endoscope is equipped with an elevator, raise the elevator fully before loading.
4. If resistance is met when the bending tip of the endoscope is angulated, release the bending angle slightly until the instrument passes smoothly. Do not force the device into an angulated endoscope as this could damage the endoscope.
5. To take a sample, deploy the brush carefully while visualizing the procedure through the endoscope. Move and/or rotate brush tip over biopsy site to collect cells.
6. After cells are collected, retract brush into outer sheath and slowly remove device from endoscope. If the endoscope has an elevator, it must be lowered before withdrawing the device.

Disposal

Dispose of the device after use in accordance with accepted medical practice and applicable local, state and federal laws and regulations.
















Storage

Store sterile instruments at room temperature.

Do not expose to solvents, radiation, UV light or any other substance or environment that could compromise the sterility of the unit.

Do not place any objects on the device or packaging.

Labeling Symbols

	Consult Instruction for Use
	Single use - Do not reuse
	Do not resterilize
	Keep dry
	Ethylene Oxide Sterilization
	Catalog Number / Product Code
	Lot Number
	Use by Date
	Date of manufacture
RxOnly	Federal (USA) Law restricts this device to sale by or on the order of a physician
	Manufacturer
	Quantity of devices in pouch
	Quantity of devices in box
	Do not use if package is opened or damaged
	European Community Conformity Marking
	European Community Authorized Representative



15251 Roosevelt Blvd. #204
Clearwater, Florida 33760 USA
+1.844.400.ENDO (3636)

www.endotherapeutics.com


0413



Advena Ltd. Tower Business Centre, 2nd Flr., Tower Street
Swatar, BKR 4013 Malta

EndoT® is a registered trademark of Endo-Therapeutics, Inc.
©2018-2021 Endo-Therapeutics, Inc. All rights reserved.
P/N 151203, Rev. D, 03/08/2021

MADE IN USA