

ONLINE FIREARMS LICENCE APPLICATION

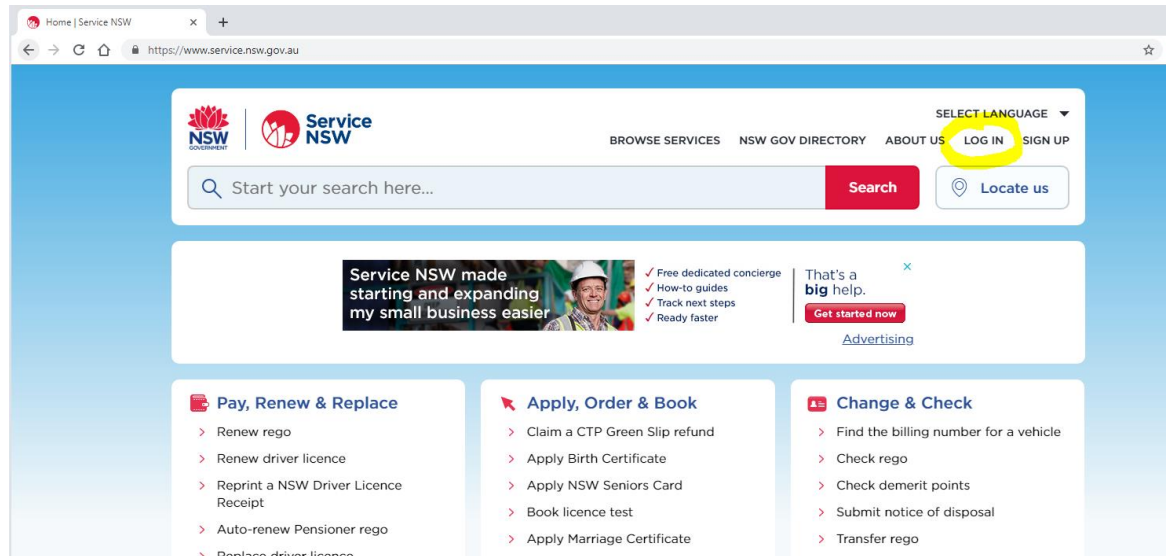
HOW TO GUIDE

Exiting Firearms License holder (Cat A&B)

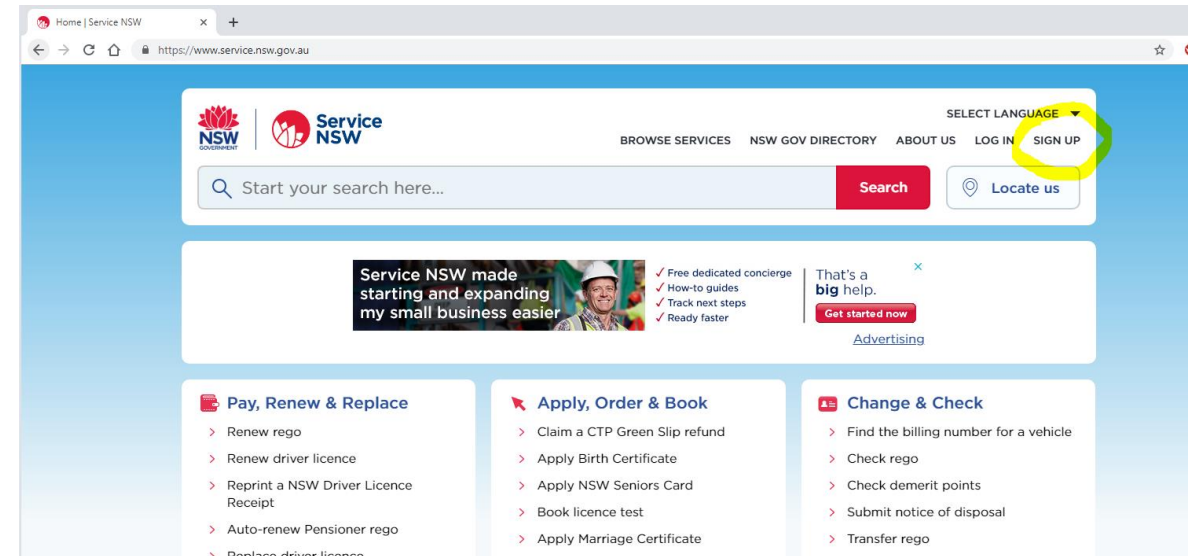
- Adding Cat H to existing license



STEP 1: Login to your Service NSW account OR Create a new account if you don't have one

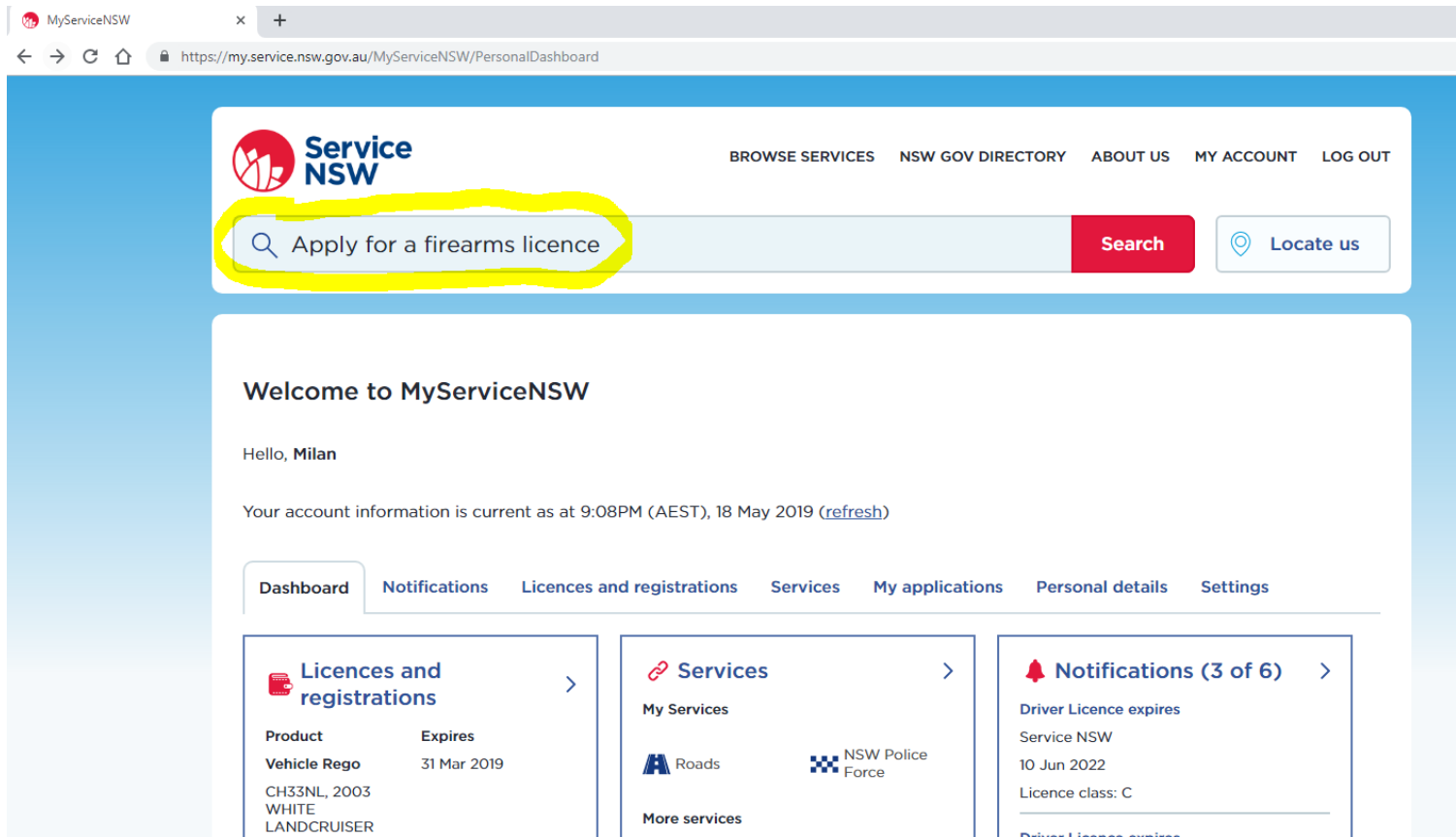


Click “LOG IN” to login to your account



Click “SIGN UP” to create a new account

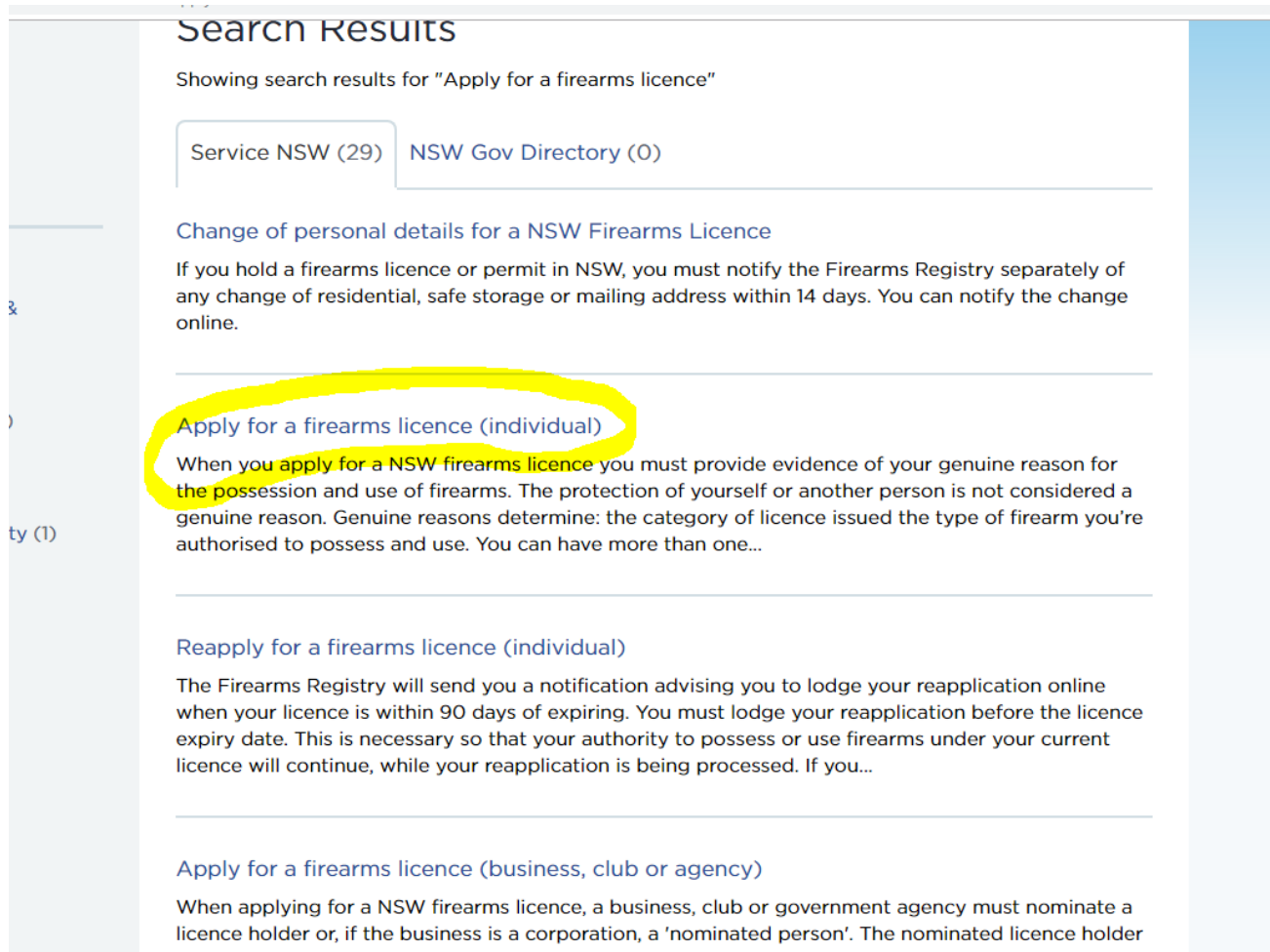
STEP 2: Search for the Firearms Licence Application Form



The screenshot shows the MyServiceNSW website interface. At the top, there is a navigation bar with the Service NSW logo on the left and links for 'BROWSE SERVICES', 'NSW GOV DIRECTORY', 'ABOUT US', 'MY ACCOUNT', and 'LOG OUT' on the right. Below the navigation bar is a search bar containing the text 'Apply for a firearms licence', which is highlighted with a yellow circle. To the right of the search bar is a red 'Search' button and a 'Locate us' button with a location pin icon. Below the search bar, the main content area displays a welcome message: 'Welcome to MyServiceNSW', 'Hello, Milan', and 'Your account information is current as at 9:08PM (AEST), 18 May 2019 (refresh)'. A horizontal menu below the welcome message includes 'Dashboard', 'Notifications', 'Licences and registrations', 'Services', 'My applications', 'Personal details', and 'Settings'. The 'Licences and registrations' section is expanded, showing a table with columns 'Product' and 'Expires'. The table contains one entry: 'Vehicle Rego' with 'Expires' date '31 Mar 2019'. Below the table, the product details are listed: 'CH33NL, 2003 WHITE LANDCRUISER'. The 'Services' section is also expanded, showing 'My Services' with 'Roads' and 'NSW Police Force' listed, and a 'More services' link. The 'Notifications (3 of 6)' section is expanded, showing a notification: 'Driver Licence expires' with details: 'Service NSW', '10 Jun 2022', and 'Licence class: C'.

In the search bar, type “Apply for a firearms licence” and click Search button

STEP 3: Open the application form



Search Results

Showing search results for "Apply for a firearms licence"

Service NSW (29) NSW Gov Directory (0)

Change of personal details for a NSW Firearms Licence

If you hold a firearms licence or permit in NSW, you must notify the Firearms Registry separately of any change of residential, safe storage or mailing address within 14 days. You can notify the change online.

Apply for a firearms licence (individual)

When you apply for a NSW firearms licence you must provide evidence of your genuine reason for the possession and use of firearms. The protection of yourself or another person is not considered a genuine reason. Genuine reasons determine: the category of licence issued the type of firearm you're authorised to possess and use. You can have more than one...

Reapply for a firearms licence (individual)

The Firearms Registry will send you a notification advising you to lodge your reapplication online when your licence is within 90 days of expiring. You must lodge your reapplication before the licence expiry date. This is necessary so that your authority to possess or use firearms under your current licence will continue, while your reapplication is being processed. If you...

Apply for a firearms licence (business, club or agency)

When applying for a NSW firearms licence, a business, club or government agency must nominate a licence holder or, if the business is a corporation, a 'nominated person'. The nominated licence holder

Click on "Apply for a firearms licence (individual)"

STEP 4: Select Application type

Home > Apply, Order & Book > Apply for a firearms licence

Apply for a firearms licence

Application for an individual

Please complete all fields provided.

* indicates a required field.

Application type

Select an application type *

- New application
- New genuine reason
- New category
- New category and new genuine reason

Current NSW Firearms Licence number *

Select “New Category” option and click Continue
Enter all your personal information requested on the form.

STEP 5: Select NEW Genuine reason and Licence Category

Genuine reasons

Select one or more genuine reasons for the application: *

- Sport / Target Shooting
- Recreational Hunting / Vermin Control
- Primary Production
- Vertebrate Pest Animal Control - Professional Contract Shooter
- Vertebrate Pest Animal Control - Government Agency
- Vertebrate Pest Animal Control - Authorised Eradication Campaign - Primary Production
- Business or Employment - Security Industry
- Business or Employment - Commercial Fishing
- Business or Employment - Business Other
- Rural Occupation
- Animal Welfare - Employee of RSPCA or AWL
- Animal Welfare - Veterinary Practitioner
- Animal Welfare - Employee of Dept Primary Industries or Local Land Services
- Animal Welfare - Owner, Transporter, Drover or Other Handler of Animals
- Firearms Collection

Sport / Target Shooting

Select one or more licence categories: *

- Category A
- Category B
- Category C
- Category H

Select “New category and new genuine reason” as per above and click Continue

STEP 6: Enter the Club Details as below


Certification - Pistol shooting club membership

Pistol shooting club name *

Pistol shooting club approval number *

Pistol shooting club membership number *

Please **upload proof of your pistol shooting club membership.** (Formats accepted: .BMP, .DOC, .DOCX, .JPG, .PDF, .PNG, .TIF, .XLS, .XLSX). File size must not exceed 5MB. *

File Name	Size	Type
 Drop files to attach, or browse		

Enter your membership number and upload a photo of your club membership.

STEP 7: Upload the Safe Handling Course - Certificate

Please **upload additional details or supporting evidence** if available. (Formats accepted: .BMP, .DOC, .DOCX, .JPG, .PDF, .PNG, .TIF, .XLS, .XLSX). File size must not exceed 5MB.

File Name	Size	Type
 Drop files to attach, or browse		

Declaration

PISTOL SAFE HANDLING COURSE COMPLETION CERTIFICATE

PISTOL CLUB NAME	Zastava Hunting Association
PISTOL CLUB APPROVAL NUMBER	

This certificate is to **accompany an application** for a probationary pistol licence **or** a minors pistol training permit.

TYPE OF APPLICATION - Select **one** box only

<input type="checkbox"/> Probationary Pistol Licence (PPL)	<input type="checkbox"/> Minors Pistol Training Permit
--	--

PERSONAL DETAILS OF CLUB MEMBER

Full Name			
Residential Address			
Suburb / Town		Postcode	
Date of Birth (DD.MM.YYYY)		NSW Driver's Licence No.	
Cat A/B Firearms licence number (if applicable)		Expiry Date (DD.MM.YYYY)	

PISTOL CLUB MEMBERSHIP DETAILS

Member Number		Joining Date (DD.MM.YYYY)		Expiry Date (DD.MM.YYYY)	
---------------	--	---------------------------	--	--------------------------	--

PISTOL CLUB CERTIFICATION

I hereby certify that the person whose details appear on this certificate is a current member of the above pistol club and the member has completed a pistol safe handling course to the satisfaction of the pistol club, as required by section 11(3)(b) of the Firearms Act 1996 and as prescribed by clause 144 of the Firearms Regulation 2017.

Club Accredited Training Officer

Signature		Date (DD.MM.YYYY)	
Full Name		Category H Licence No	410971408

It is an offence under the Firearms Act 1996 and associated Regulation to dishonestly issue this certificate.

For further information or assistance with completing this certificate, please call the Firearms Registry Customer Service line on 1300 362 562 and ask to speak to the Clubs Unit.

Click on Browse and select the image or scan of the certificate to upload.

STEP 8: Complete the rest of the questions and click on next

Declaration

- I fully understand and can comply with the firearms safekeeping requirements of the Firearms Act 1996 and associated Regulation.
 - I understand that it is a serious offence under the Firearms Act 1996 to make a statement or provide information that I know is false or misleading and I certify that all the information contained in this application is true and correct in every detail.
 - I authorise the release of my personal information to any third party the Commissioner deems appropriate and for the purposes of any relevant Authority verifying the details of this application.
 - I agree to the NSW Police Force undertaking such enquiries as are necessary to establish that the information I have provided in relation to this application is true and correct.
- I can confirm that all statements noted in the declaration are true and correct *

Continue

Click on the “I can confirm...” checkbox and click Continue.

STEP 9: Complete the application by confirming all the details

STEP 10: Wait for a letter from Service NSW. Letter should come within 6 weeks and will let you know if you have been approved.

Follow instructions as outlined in the letter and go to Service NSW to get photo taken.

Your licence will be issued via post several days after the photo session.