

MotoRISE® MR250 SLIM SYSTEM

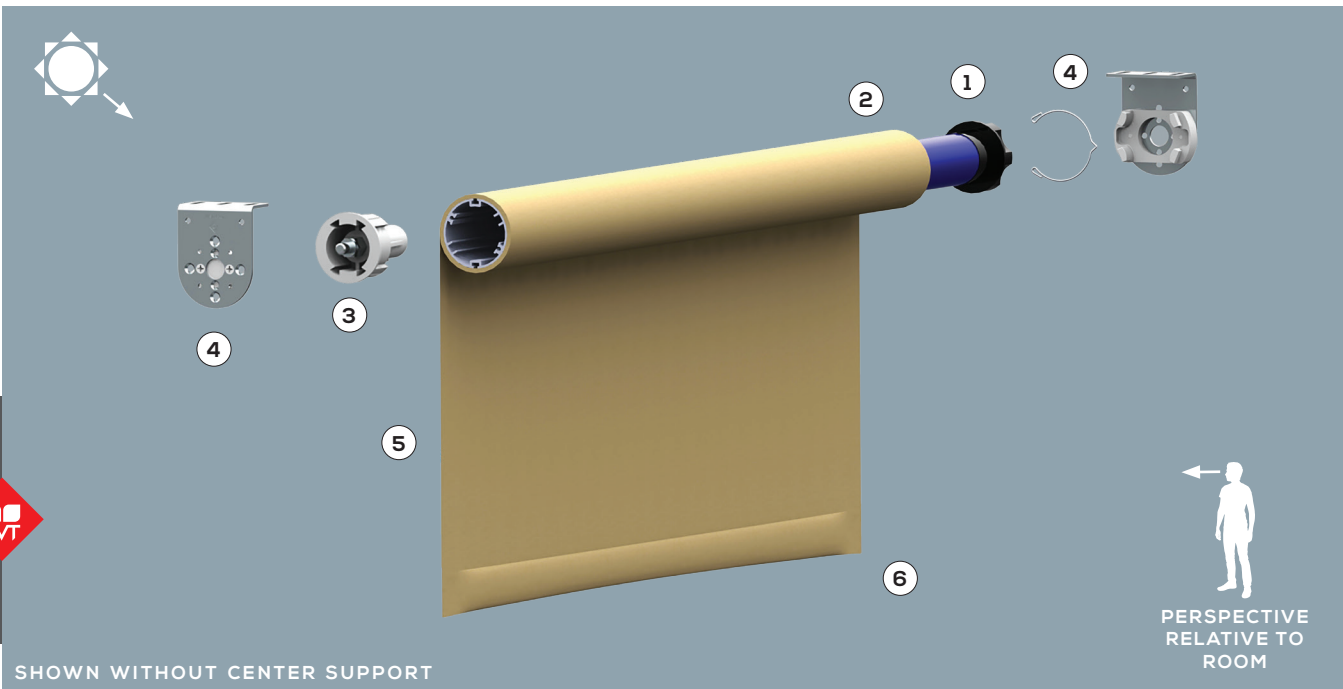
MOTORIZED ROLLER SHADE • LINE VOLTAGE • MEDIUM-LARGE SIZE SHADES

Garden City Park, New York 11040

MOTORISE®



(T) 877.294.3580 • (F) 516.294.0444 • (E) info@WTShade.com • 77 Second Avenue



SHOWN WITHOUT CENTER SUPPORT


The above system is shown Drive Right, Regular Roll. Brackets shown in Ceiling Mount position.

MODEL:
MR250SL-2.38

ADDITIONAL INFORMATION

STANDARD COMPONENTS		
①	MOTOR WITH ADAPTERS	See Motor Reference Guide for available motors.
②	ROLLER TUBE	2.38" Diameter tube. Content: Aluminum Alloy.
③	IDLER	Available in White (-10) as shown, or Black (-90) and will be color coordinated based on fabric color.**
④	SLIM BRACKETS WITH RETAINER RING	Can be Ceiling/Jamb or Wall Mounted. Drive Right or Drive Left. Standard finish is Zinc Plated (-49) as shown.**
⑤	FABRIC	See fabric selection for all available options.
⑥	SEALED HEMBAR	Alternative options available including external, round or heavy duty styles. May require alternative hembar for some accessory compatibility.
OPTIONAL		
⑦	CENTER SUPPORT INCLUDES CENTER SUPPORT BRACKET, TANGS AND FORKS.	Multibanded option available up to 6 bands. Can be Ceiling or Wall Mounted. Drive Right or Drive Left. Standard finish is Zinc Plated (-49) as shown**

SHOWN WITH CENTER SUPPORT



OPTIONAL	N/A	MOTOR CONTROL	(Not Shown) SOLD SEPARATELY See Communication Guides for available control options.
-----------------	-----	----------------------	--



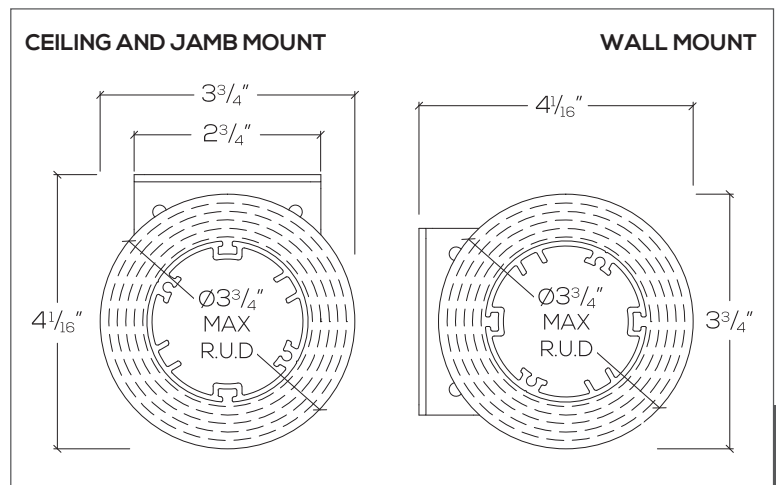
Motor and idler connection is available in White (-10) and Black (-90) and will be color coordinated based on fabric color.
***See Color Coordination Guide for more information.



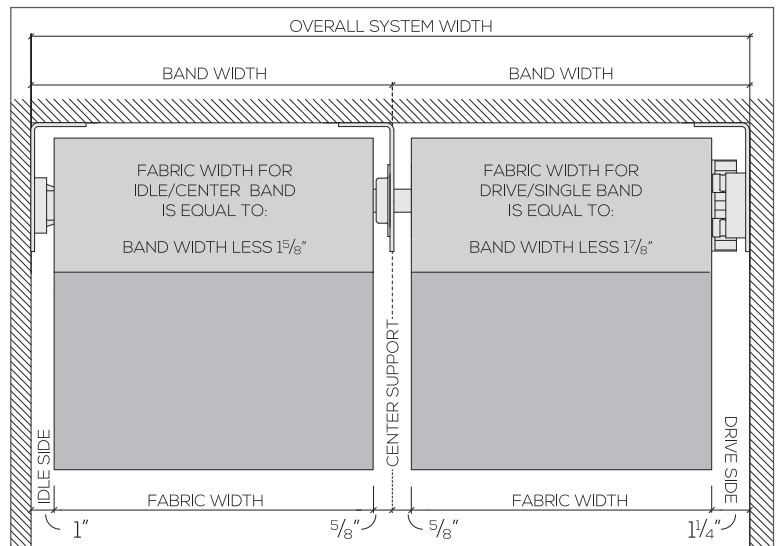
SYSTEM FEATURES

- ◆ Brackets are capable of Ceiling, Wall or Jamb mounting.
- ◆ Regular or Reverse Roll available. Motor may be Drive Right or Drive Left.
- ◆ Some MotoRise components are available in White (-10) and Black (-90). WT Shade will color coordinate based on the selected fabric color. See Color Coordination Guide for specific information.
- ◆ MotoRise Shading Systems offer multiple options and accessories, including various Hembar styles.
- ◆ All WT Shade roller shades are available in the *exclusive* line of sustainable solar protection fabrics by EcoFabrix. To view all available fabrics, visit EcoFabrix.com.
- ◆ See Motor Reference Guide for all compatible motor options.
- ◆ MotoRise shades require a Motor Control in order for the shade to operate. All Motor Controls are sold separately. See Communication Guides for Motor Control information.
- ◆ Best For Kids Certified! Visit WCMAnet.org for more information.
- ◆ Construction Documents for this system and others available at WTShade.com.

SECTION VIEW



EDGE CLEARANCES



SYSTEM CAPABILITIES

WIDTH	84"	96"	108"	120"	132"	144"	156"
LENGTH	240"	240"	240"	240"	234"	132"	66"

Width and length may vary depending on the selected shade fabric. The measurements given above are based on EcoFabrix 253. These measurements are for guideline purposes only and in no way guarantee that a shade with any other fabric can be made to these dimensions.

