



Databases & Streaming Media Services


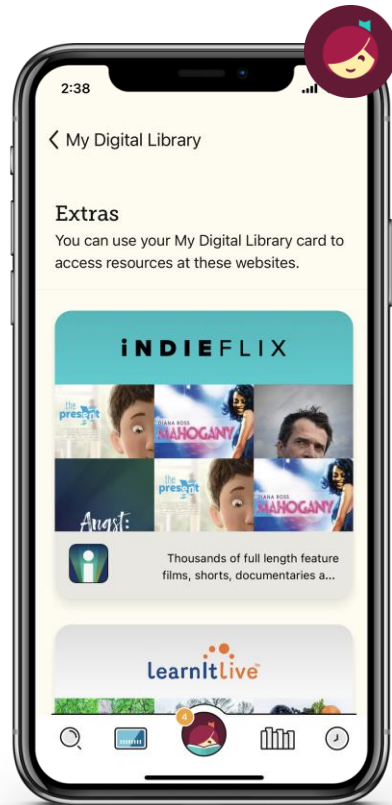
How to discover and access additional resources
across the web through Libby

What are Databases & Streaming Media services?

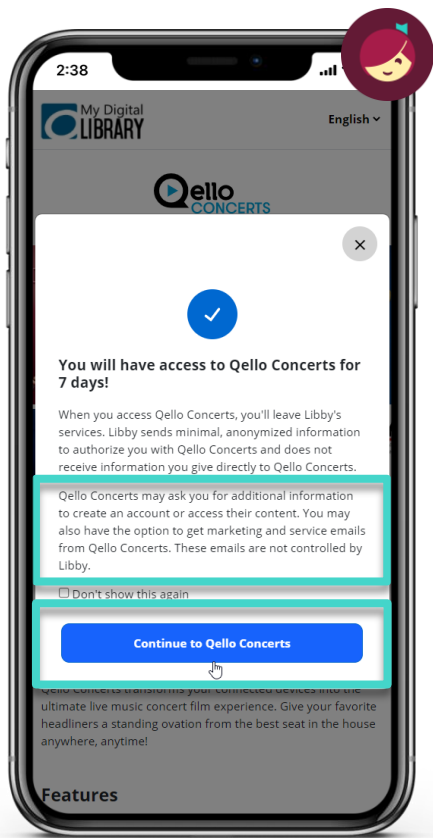
Entertain. Educate. Experience.



How can you access this content?



How is this content different than other digital titles?



- Get unlimited access for a period of time (e.g., 7 days or 30 days)
- Directed to provider's service to browse and enjoy content
- Providers may offer their own apps, and may require additional information or account setup
- Does not count against checkout limit



In this video, we'll show you how to:

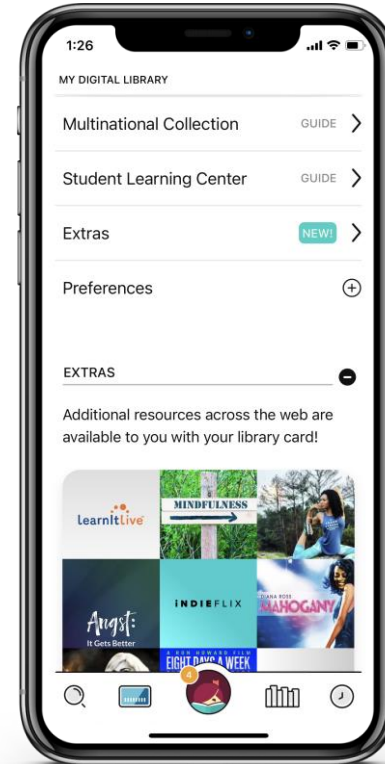
1. Discover
2. Get Access
3. Manage

Discover



Where to find it?

1. Open Libby
2. Visit **Library** page
3. Tap **Extras** or scroll to view the “Extras” graphic

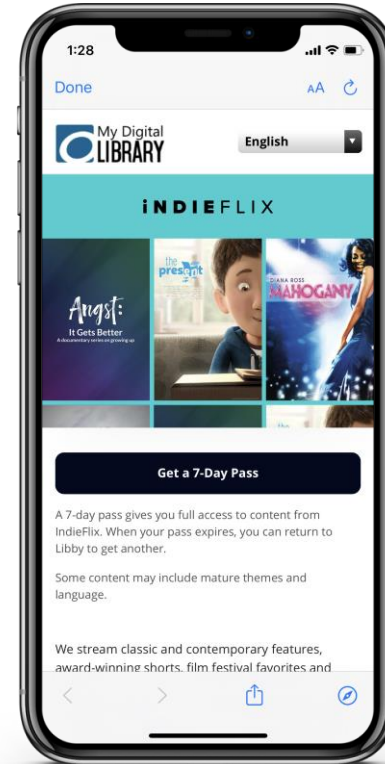


Get Access



How to access it?

1. Select content provider
2. Tap **Open!** or **Add a card** to verify
3. Tap to **Get a 7-Day Pass** or **Get Access**

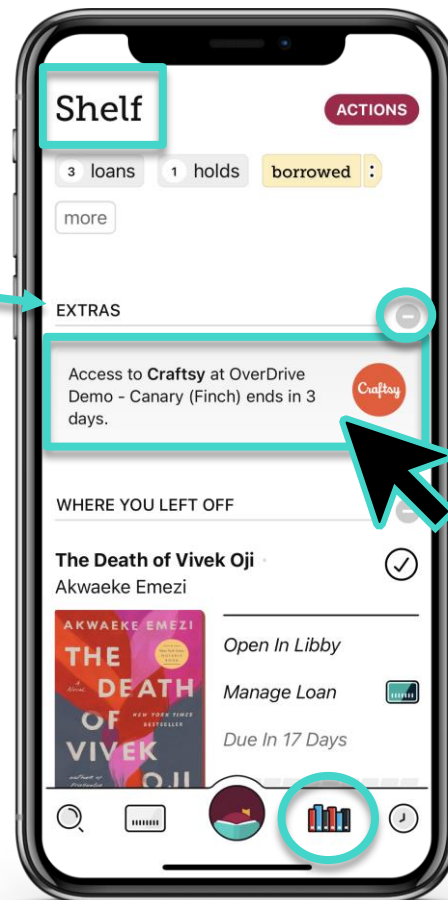


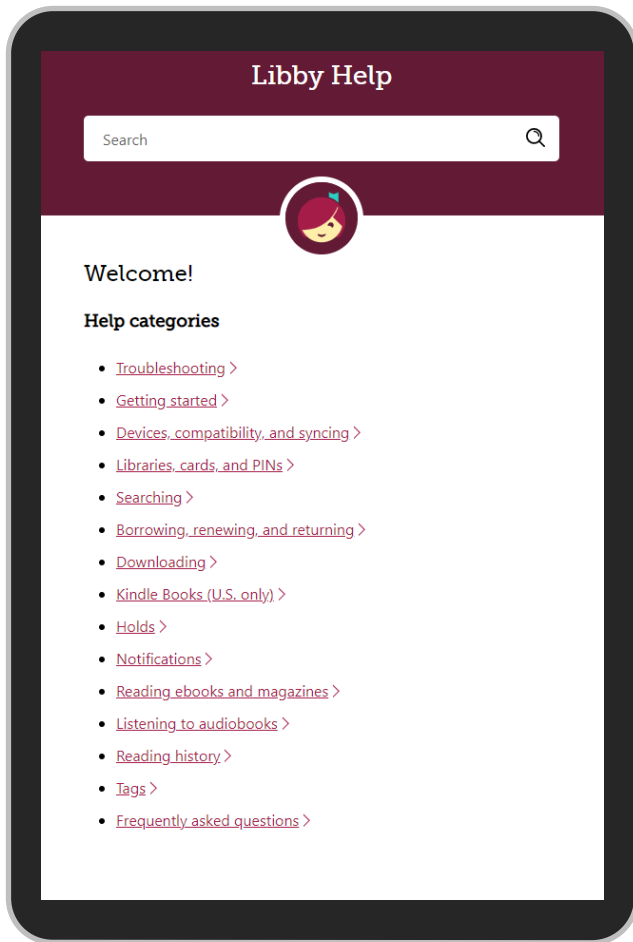
Manage



Where to manage it?

1. Visit **Shelf**
2. Look for **EXTRAS**
 - a. View active passes
 - b. See time remaining
 - c. Go to website
 - d. Dismiss





Resources

Answer frequently asked questions and get support.

[Libby Help](#)



OverDrive[®]

ebooks | audiobooks | video | magazines