

Display Solutions

Creative Services for Exhibits

Exhibit Rentals	34
Essential Series	35
Elite Series	36
Kiosks	37
Display Accessories	38
Banner Stands	39
Graphic File Requirement Guidelines	40



How Can We Help?

Call: 1-407-292-0025 | Email: eventservices@ags-expo.com | **Order Services Now**

EXHIBIT RENTALS

ORDERING YOUR NEXT INNOVATIVE DISPLAY RENTAL IS EASY AS 1-2-3!

1 CONNECT WITH YOUR EXHIBIT SPECIALIST

- Email: exhibits@ags-expo.com
- Call: 407-292-6162

2 ONE-ON-ONE CONSULTATION

- Designs to maximize your ROI
- Experienced client consultation to express your vision



3 CREATE THE BOOTH OF YOUR DREAMS

- Free design options in 48 hours
- No hidden fees - transparent pricing
- Turn-key packages on your budget



DOWNLOAD
OUR NEWEST DESIGNS

READY?

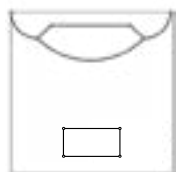

LET'S DO THIS TOGETHER!

exhibits@ags-expo.com | 407-292-6162



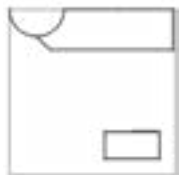

ESSENTIAL SERIES 10x10

10x20



ESSENTIAL 104

The ESSENTIAL 104 display has a unique curved design element that is both stylish and within your budget. The central display area is perfect for a wide-format LCD display or custom shelving, with ample room for content and branding.




ESSENTIAL 105

This display is constructed of modern silver anodized aluminum and includes a broad two-meter header. This model comes in 10- and 20-foot lengths with highly visible graphics space and can be customized with additional counters or kiosks.



ESSENTIAL 207

The ESSENTIAL 207 rental display is one of our most popular units in the Essential Series. With its unique curved design elements, it is both stylish and within your budget. Branding is simple with this modern-looking display structure, drawing attendees' eyes to your branding elements and key content. This unit can be outfitted with any number of custom options.



ESSENTIAL 204

The ESSENTIAL 204 display has a distinct column-like graphics structure and a wide backwall space for extended marketing content.

READY?

LET'S DO THIS TOGETHER!

exhibits@ags-expo.com | 407-292-6162



ELITE SERIES 10x10

10x20



ELITE 102

Includes:

- 1 x frame: 116" w x 94" h x 43" d
- 1 x built-in counter table
- 2 x Lumina 200 LED floodlights
- 1 x medium monitor mount **Monitor not included*



ELITE 204

Includes:

- 1 x frame: 232" w x 94" h x 20" d
- 2 x counters near back wall
- 2 x Lumina 200 LED floodlights
- 2 x medium monitor mounts **Monitor not included*



ELITE 103

Includes:

- 1 x frame: 112" w x 95" h x 20" d
- 1 x counter near back wall
- 1 x medium monitor mount **Monitor not included*



ELITE 205

Includes:

- 1 x frame: 233" w x 96" h x 79" d
- 1 x counter near back wall
- 1 x medium monitor mounts **Monitor not included*

READY?
LET'S DO THIS TOGETHER!

exhibits@ags-expo.com | 407-292-6162



KIOSKS



KIOSK 01

Size:

- 45.25" x 94.5" x 25.625"

Includes:

- Monitor mount (monitor not included)
- Holds max weight of 40 lbs
- Monitor cannot exceed 55"

Graphic Options:

- Side panel 16.22" x 36.3"
- Front panel 29.88" x 32.56"



KIOSK 04

Size:

- 29.75" x 22.5" x 47.5"

Includes:

- Keyboard tray (monitor, mount and keyboard not included)
- Holds max weight of 40 lbs

Graphic Options:

- Bottom wrap graphics - 36.75" x 63.75"



KIOSK 09

Size:

- 31.17" x 91.84" x 41.68"

Includes:

- Monitor mount (monitor not included)
- Holds max weight of 40 lbs
- Monitor cannot exceed 55"

Graphic Options:

- Pillowcase fabric graphic (Total graphic area: 33.5" x 98.5")



KIOSK 10

Size:

- 42.13" x 96" x 25.59"

Includes:

- Monitor mount (monitor not included)
- Holds max weight of 40 lbs
- Monitor cannot exceed 55"

Graphic Options:

- Pillowcase fabric graphic, 3 prints to make backwall graphic (front total graphic area: 43.37" x 105"; graphic template with all required dims will be provided)



KIOSK 12

Size:

- 39" x 17" x 95.2"

Includes:

- Monitor mount (monitor not included) and lockable cabinet counter
- Holds max weight of 40 lbs
- Monitor cannot exceed 55"

Graphic Options:

- Hardwall back panel (38.82" x 56.18") and counter doors (16.56" x 33.37" each)



KIOSK 13

Size:

- 39" x 19.5" x 95.2"

Includes:

- Monitor mount (monitor not included) and lockable cabinet counter
- Holds max weight of 40 lbs
- Monitor cannot exceed 55"

Graphic Options:

- Hardwall back panel and curved top (38.81" x 85.91") and counter doors (16.56" x 33.37" each)

Looking for more options?

Contact us at 407-292-6162 or exhibits@ags-expo.com



FABRIC BANNER DISPLAY 01

**Size:**

- 23.63" x 91.63"

Features:

- Straight aluminum tube frame features bungee cords for easy connections
- Slip-over fabric graphic
- Carry bag for ease of transport

THE RING - DOUBLE-SIDED

**Size:**

- 3' x 10' fabric pillowcase & frame, 8'-20' diameter, double-sided

Features:

- Economy aluminum tube frame bungee cords for easy connections
- Graphics available: double-sided, single-sided with white or black inner graphic or single-sided with printed bottom
- Frame comes with hanging cables and graphic comes with a carry bag

COUNTER 1


**Size:**

- 39.2" x 38.24" x 17.72"

Features:

- Laminate wood cabinet (choice of 4 colors)
- Locking door
- Front graphic option, opaque or back-lit
- Holds max weight of 50 lbs.
- Includes wood crate

COUNTER 2

**Size:**

- 70.88" x 39.38" x 23.63"

Features:

- Laminate wood cabinet (choice of 4 colors)
- Locking door
- Front graphic option, opaque or back-lit
- Holds max weight of 50 lbs.
- Includes wood crate

iPAD FLOOR STAND

**Size:**

- 17.38" x 28.06" - 49.81" x 13.75"

Features:

- Anti-theft floor standing kiosk for iPad 2nd, 3rd & 4th generations
- Internal cable routing management
- Positionable in either landscape or portrait view
- Unit can be bolted to floor for extra security

CHARGING COUNTER

**Size:**

- 23.72" x 41.54" x 23.62"

Features:

- 8 high-speed charging connections: (4) Micro USB for Android devices and (4) 8-pin connections for Apple devices
- Tabletop offered in choice of four color options – silver, black, mahogany or natural

More Accessories Available!

Contact us at 407-292-6162 or exhibits@ags-expo.com



GOOD



BETTER



BEST



Size:

- Graphic height = 83.75"
- Graphic widths = 31.5", 35.5", 39.25"

Features:

- Available in anodized silver
- Three-piece bungee pole
- Premium grip rail
- Molded end caps
- Swivel-out foot for extra stability
- Supplied with quality carry bag
- Limited-lifetime hardware warranty against all manufacturer defects

Size:

- Graphic height = 60" - 83.25"
- Graphic widths = 31.5", 35.5", 39.25"

Features:

- Hybrid bungee/telescoping pole with toolless quick rail
- Adjustable feet on base
- Anodized silver and black base options
- Molded end caps
- Supplied with a padded carry bag with strap
- Limited-lifetime hardware warranty against all manufacturer defects

Size:

- Graphic height = 66.5" - 83"
- Graphic widths = 23.5", 31.5", 33.5", 35.5", 47.25"

Features:

- Hybrid bungee/ telescoping pole with toolless quick rail
- Accessory channel allows for the addition of an optional literature pocket or table accessory
- Adjustable feet on base
- Anodized silver base only
- Quick slide graphic to leader attachment
- Graphic tensioner
- Supplied with carry bag with strap
- Limited-lifetime hardware warranty against all manufacturer defects

**Display lights and banner stand cases are available for purchase for all three options*

READY to Speak to our Exhibit Sales Team?

Contact us at 407-292-6162 or exhibits@ags-expo.com



Graphic File Requirement Guidelines

AGS' Preferred File Formats

These are the preferred formats in order of preference;

- Adobe Illustrator (.ai)
- Illustrator EPS (.eps)
- Photoshop High (.psd) *
- TIFF (.tif) *
- JPEG (.jpg) *
- InDesign (.indd)

Please do not send images obtained from the Internet, Microsoft Word documents, or Power Point slides for large format production.

We can accept your electronic files on the following types of media:

- CD/DVD-ROM
- FTP (You can upload to our FTP site or we can download from your FTP site)
- E-Mail (15MB max)
- Dropbox, WeTransfer, and YouSendIt online file sharing services

Fonts

Please convert all fonts to "Outlines" before sending files.

If this is not possible, include the fonts along with the transfer of the production files. Having access to the font used in your graphic is essential for us to make changes to text on any of your signage. In many cases, you will want to make last minute changes or additions to your sign order. In order for us to edit type, or add additional text, we will need the fonts. We will also need the fonts for proper print output if you have sent us Adobe Illustrator files without turning the text to "Outlines" or Photoshop files without "Rasterizing" the type layers.

*Rasterized bit-mapped pixel based images should be high resolution 150 - 300 dpi at full size 1:1 ratio.

Color Matching

AGS uses PANTONE COLOR BRIDGE as a color reference to achieve the closest possible match to your color preferences. It is not possible to use PMS colors in CMYK or RGB Photoshop images, but we still would like to have Pantone Matching System (PMS) colors noted on the proofs and/or in writing as a reference for print comparison.

AGS will match PMS colors as closely as possible using our XRITE I101 Table and software. We Build ICC profiles to ensure color consistency across all our printable substrates.

What size will your final print be?

AGS produces graphics in a multitude of sizes depending on your specific needs. Contact your Account Representative and they will provide you with information regarding all the signage for your particular event.

Postscript vector outlined file types such as .ai and .eps are resolution independent, re-sizable without quality compromise, and preferred especially for logos, however rasterized bit-mapped images such as Photoshop, Tiffs, or Jpegs should be high resolution (150 - 300 dpi) at full size, 1:1 ratio. Any such images linked or embedded in InDesign or Illustrator files should be high resolution as well.

Based on viewing distance, here are some basic guidelines for resolution when working with formats such as .psd, .tif and .jpg files. This is the minimum resolution your graphic should be at full size dimensions:

- Viewing distance of 1-4 feet 150 dpi at full size
- Viewing distance of 5-9 feet . . . 100 dpi at full size
- Greater than 10 feet 72 dpi at full size

Extremely large banners might possibly be saved at lower resolutions to reduce the file size, but the file you send to AGS should be a minimum of 72 dpi and we will modify it as necessary.

Image Size and Resolution

The resolution of an image is determined by the number of pixels per inch (ppi) printed on a page. Photographs and artwork files should always be an absolute minimum of 72 dpi at full production size. It is preferred that art sent to us for production be at least 150 dpi or higher. If the art's dimensions are smaller than actual size of the final print, the resolution needs to be higher to compensate.

For example: If a file needs to be printed at 6 feet by 4 feet and your file is only 3 feet by 2 feet at 72 dpi, it will be pixelated and blurry when it is printed at full size.

When you blow it up to full size, you are actually cutting the resolution by half. (3'x 2' at 72 dpi = 6' x 4' at 36 dpi) You can figure out if a file will print properly by opening it in

Adobe Photoshop and going to the Image menu to Image Size. This window will show you exactly how much resolution you are losing when you enlarge the image to its full printing size. Check off the box marked "Resample Image" then change the width and height to the final printed dimensions. The resolution will change automatically, showing you what the actual resolution will become when the image is resized. One exception to this is graphics for extremely large banners which can print well at 36 dpi when seen from a distance of 10 ft. or more.



Actual image size

Doubled in size

More than triple in size

In this example you can see how the image loses resolution as the size is increased in Adobe Photoshop. If it were to be printed at 50" the resolution would only be 66 dpi. This same loss of resolution occurs if you bring the image into Adobe Illustrator and make it bigger by dragging one of the corners.



Printing the same low-resolution image at different sizes you can see how this low resolution image becomes "pixelated" as it is increased in size for printing. This is a perfect example of why a small piece of art taken off a website at 72 dpi is unacceptable for printing.

Questions?

In order to ensure the highest quality products, please make certain that all files submitted to AGS adhere to this criteria. If for any reason you are unfamiliar with any of these items, have any questions, or need information on accessing the FTP site, please contact our team.

Phone: **407.292.0025**

Email: **eventservices@ags-expo.com**