



MIIM Grammar School (G-11 Campus)

Date: 26th April, 2021

Class: 5th


Subject: English

Unit: 2

Topic: Reading Emails: The Lost Cousin

Activity: Textbook Lesson 4, Exercise page#12

Ex C:

3 Listening. Read Part 1 of the story 'The Lost Cousin'. Underline the words in it that you think are correct. Then listen and check your answers. 

Who quarrelled – a) Lucy and her cousin Alice? b) Lucy's dad and his brother Ed?

'Did you get a birthday card from Alice?' Kate (1) said/asked .

'No, worse luck,' (2) replied/told her sister Lucy. 'I don't know how she is or where she is.'

'You miss her, don't you?' (3) asked/questioned Kate.

'Of course I do,' (4) agreed/shouted Lucy. 'It seems weird that I can't see my own cousin.'

'Come on!' (5) ordered/suggested Kate. 'I'm sure there's something we can do.'

Later that evening, Lucy wanted to ask her mum some questions about the family. At first, she (6) hesitated/mumbled . Then she found the courage to (7) stammer/whisper , 'Mum, er, can I ask you a question? Why did, ehm, Dad and Uncle Ed split up? I know they had an argument about the business...'

'It was very upsetting for us all,' (8) snapped/laughed Mum.

'But was Uncle Ed dishonest?' (9) began/continued Lucy. 'Was he breaking the law?'

'No, not at all,' (10) answered/spoke Mum, beginning to confide in Lucy. 'There was a disagreement about business plans.'

'Does Dad miss him?' Lucy (11) stated/asked softly.

'I think so. But he doesn't talk about it,' (12) replied/continued Mum.

4 Write your preferred ending to the story of 'The Lost Cousin'. Try to use at least five of these words to...

Lesson 2: Words for Information Technology:

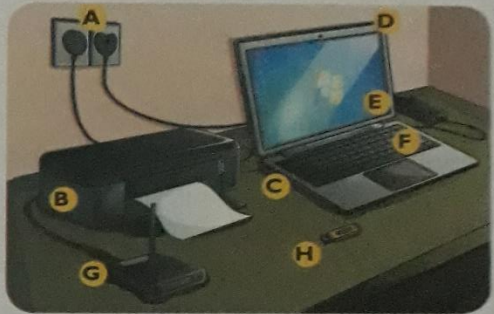
Ex A and B:

UNIT 2 Lesson 2 Words for Information Technology

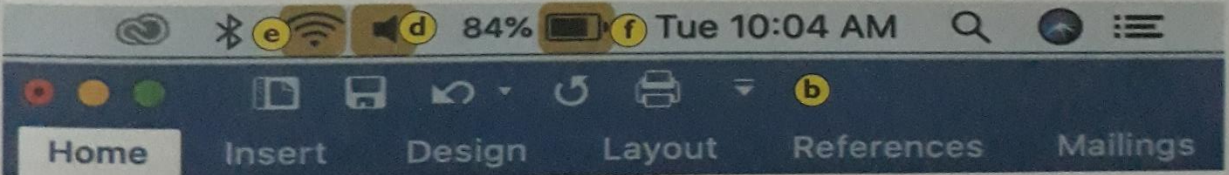
Match the words/phrases with the picture. Then use them to complete the sentences.

printer B keyboard F USB flash drive H screen E
 power supply A router G USB connection C laptop D

- Turn on the power supply at the socket when you start work.
- Then switch on your laptop and the router (which sends Wi-Fi signals to your computer).
- It may take a minute before the screen wakes up and displays the desktop.
- You type on a keyboard. Use all your fingers and thumbs, not just your two index fingers!
- You use a printer to print your files, to scan a document, and to do photocopies.
- You can use a cable, called a USB connection to connect your laptop to your printer.
- Back up your files on a small handy USB flash drive. Then if somebody steals your computer, you can still access (=see) your data.



Match the six things on the computer screen (a-f) with their functions (1-6).



<p>a Desktop</p> <p>b Menu bar</p> <p>c Dock</p> <p>d Volume control</p> <p>e Wi-Fi connection</p> <p>f Battery charge</p>	<p>1 shows the % charge of your battery <u>f</u></p> <p>2 the display screen, where images, icons, and files appear <u>a</u></p> <p>3 shows the ± volume of your speakers <u>d</u></p> <p>4 holds all your drop-down menus <u>b</u></p> <p>5 the bar at the bottom, which allows you to access the programs and files that you often use. <u>c</u></p> <p>6 shows if your connection to your ISP is working <u>e</u></p>
--	--

