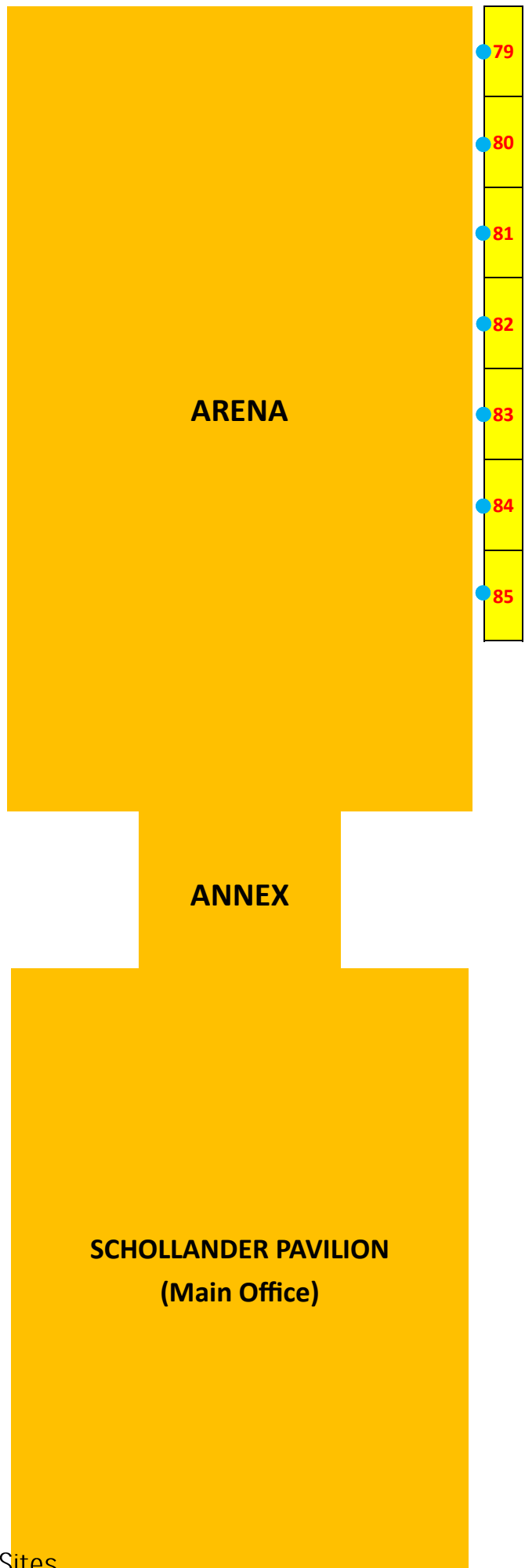
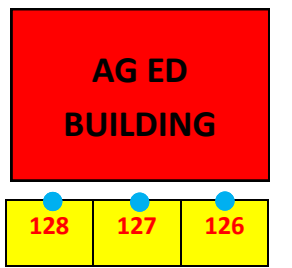
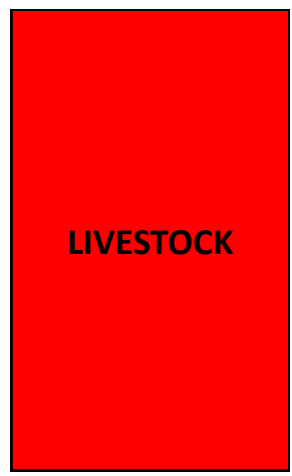
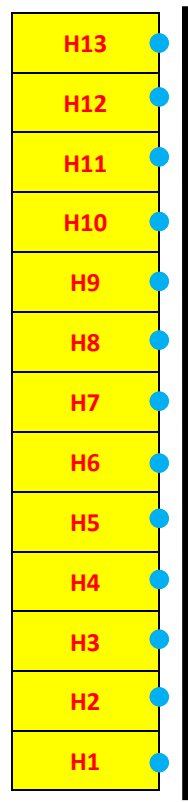


HORSE LOT

Compound Camping
Lots H1-H13 are 50 Amp
Fall Out Area




Compound Camping Sites
Lots 126 - 128 are 18' x 35' with 30 Amp



SCHOLLANDER LOT

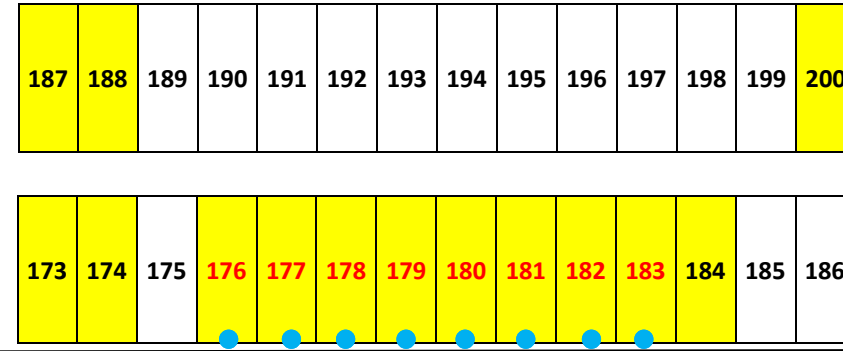
Full Hook-Up Sites (Grey water only)
Lots 86 - 125 are 18' x 35' with 50 Amp



246	247	248	249	250	251	252	253	254	255	256	257	258	259	260
231	232	233	234	235	236	237	238	239	240	241	242	243	244	245

216	217	218	219	220	221	222	223	224	225	226	227	228	229	230
201	202	203	204	205	206	207	208	209	210	211	212	213	214	215

PRIMITIVE LOT



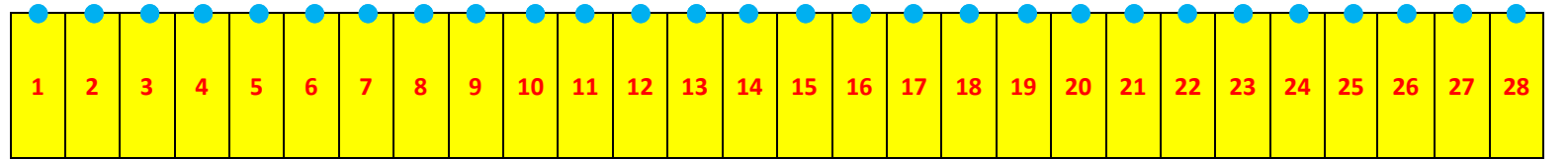
Primitive/Tent Camping Only
173 - 274 are 20' x 40' Lots -
Lots 176 - 183 are 50 amp Electric
275 - 289 are 16' x 20' Lots



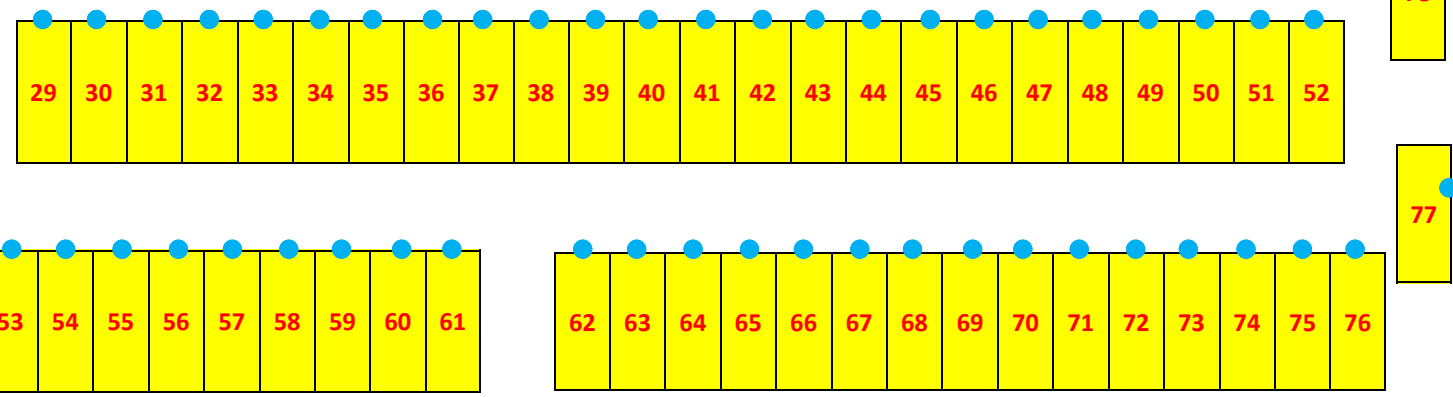
Red River Valley Fair Association®



ROAD



WEST LOT




ROAD

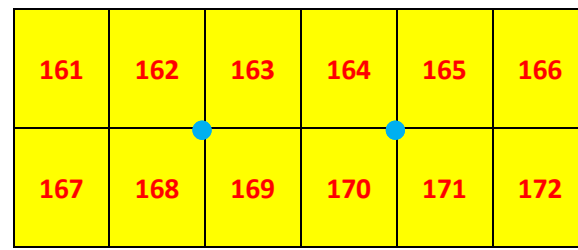
Compound Camping Only
Lots 1-28 are 20' x 40' with 50 Amp
Lots 29-52 are 20' x 40' with 100 Amp - Shared
50amp/50amp
Lots 53-76 are 20' x 40' with 50 Amp
Lots 77 & 78 are 50 Amp
Lots 79-85 are 20' x 30' with 50 Amp

ROAD

ROAD

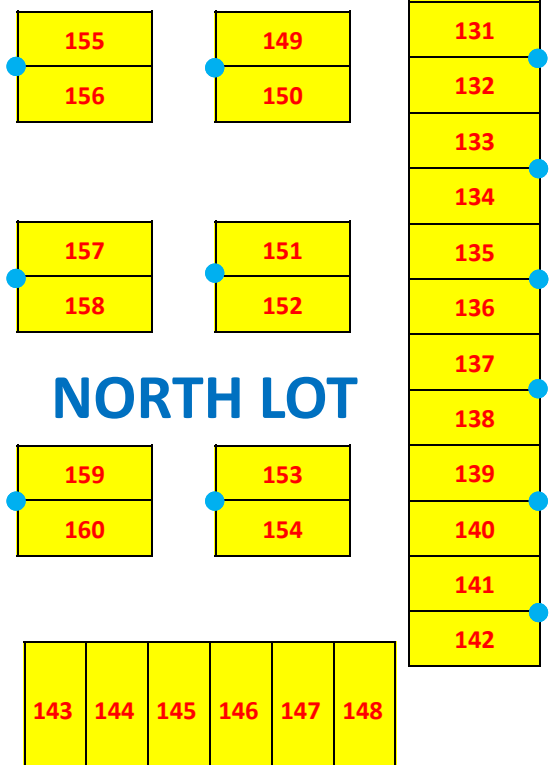
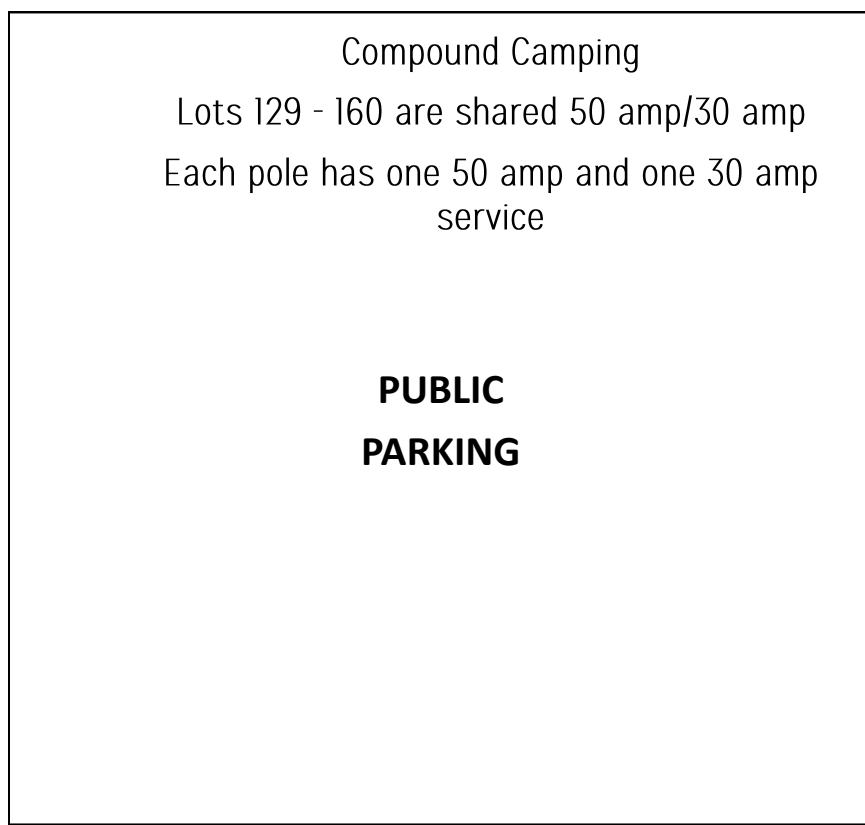



HARTL LOT



Compound Camping

Lots 161 - 172 are 20' x 30' with shared 50 amp



NORTH LOT

GRANDSTAND

MAIN ENTRANCE