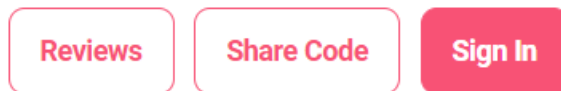




How To Sign In And Use My Account In Beanstack

Sign In

Go to <https://sequoyahregionallibrary.beanstack.org>



Click "Sign In" in the upper right hand corner.

Sign In

Enter your registration information in the correct fields.

Don't have an account? [Sign up for free.](#)

If you don't already have an account, create one!

Email Or Username

Password

[Recover password](#) | [Recover username](#)

Sign In

Changing Your Password

In the upper right hand corner, click the gear then "Edit Account."

Scroll down and enter your new password.

Click "Save."



Add a Reader

Edit Account

Sign Out

Password

New Password must be at least 6 characters

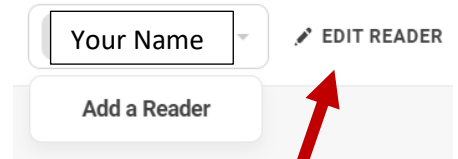
Password Confirmation

Confirm new Password

Save

Earning Badges

You can earn badges by recording your reading minutes throughout summer. Your challenge this summer is to record up to at least 10 hours of reading!

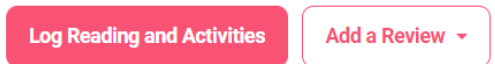


To record your minutes, choose the name of the reader by clicking on the drop down tab.

Use this field to add multiple readers.
reader's


Use this field to edit a
information.

Once you have selected the desired reader to log minutes for, click "Log Reading and Activities" at the top left of your screen.



Then click "Minutes."

What would you like to log?



Next, scroll down until you see a field titled "Time Spent Reading."

Time Spent Reading

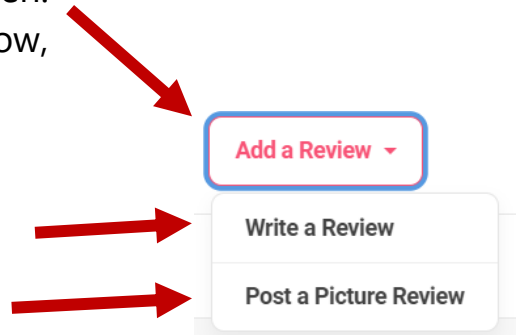
Type "1h", "33m", or "1h33m"

Then click "Log."



Write A Review

Click on "Add a Review" at the top left hand of your screen. You will have two options if you click the drop down arrow, "Write a Review" or "Post a Picture Review."



To "Write a Review," click on the tab. Then, fill in the book information.

Write a Review

Book Title

Author


Add Book Review Here

Click "Save."



To "Post a Picture Review," click on the tab.

Some Picture Review Ideas will appear.



Post a Picture Review

Ideas for Picture Reviews

Based around a favorite character, moment or overall review of a book, here are some things you can do:

- Draw a picture
- Make something out of Play-Doh
- Build some Legos
- Create an origami character
- Sing a song (video)
- Act out a favorite part of the book (video)

Fill in the book information.



Picture Review Name *

Book Title

Author

Next, upload your photo or video file.
Then, click "Save."



Picture Review

Drag and drop a photo or video file here, or click to upload.

Save

All reviews will appear on the Sequoyah Regional Library System's landing page after they have been approved by an SRLS staff member.

Complete An Activity

We have many great activities for you to complete through Beanstack!

To log a completed activity, you must first choose the name of the reader you wish to log. To change readers, use the drop down arrow and click on the correct reader.




Your Name

EDIT READER

Additional Readers

Next, click "Log Reading and Activities" at the top left of your screen.




Log Reading and Activities

Add a Review ▾

Now click "Activities."

What would you like to log?



You will be directed to a screen with multiple badge earning options. Click on individual badges to see what activities you might want to complete. Some badges will require you to repeat the same activity multiple times.

Once you have completed an activity, leave a check mark in the field.



Visit the library (should be easy for you!) and attend an event.



Attend an event at your local library.