








## Funsuper® Catalog of Video in Print Products

Funsuper® Video-in-print is exactly what the name insinuates—it's a video screen embedded into the printed pages or binding of a brochure, display, magazine, invite, etc. This affordable promotional product is the perfect way to get people talking and get your content shared.

Updated: 2019/10/1

Model #	FVB24L	FVB24P	FVB43L	FVB43T	FVB5L	FVB7L	FVB7T
Picture							
<b>Video Module Components Inside</b>							
Screen size	2.4"	2.4"	4.3"	4.3"	5.0" IPS	7.0" HD	7.0" HD
Display area	48*36mm		94*53mm		110*61mm	152*85mm	
Resolution	320*240	320*240	480*272	480*272	854*480	1024*600	
Processor	Allwinner E200						
*Memory	Standard 128Mb (Optional memory: 256Mb \$.5/unit; 512MB \$.6/unit; 1GB \$.7/unit; 2GB \$.9/unit; 4GB \$1.2/unit)						
*Battery	350mAh, 2hrs playback		500mAh, 1hr playback			1200mAh, 1.5hrs playback	
*Button	Excluded. Optional 1-12 buttons: On/Off, Play/Pause, Volume+/-, Forward/Backward, Video Selection, etc. Extra cost \$.15/button						
*Power on/off	magnet switch (Optional light sensor, motion sensor, push buttons, extra cost needed)						
Speaker	Built-in 1 piece 8Ω 2W speaker						
Video format	AVI		MP4, 3GP, AVI, MOV, ANI, ETC				
Music format	MP3, WMA, PCM, ETC						
Picture format	JPEG, BMP, GIF, TIF, PNG						
*USB port	micro-USB interface						
Accessories	micro-USB cable for charging and video upload						
<b>Custom Print Brochure Outside</b>							
*Materials	450gsm coated paper						
*Card size	90*50mm	96*58mm					
*Orientation	landscape / portrait						
*Cover type	450GSM softcover (Optional 1200GSM hardcover, extra cost needed)						
*Fold type	side fold	pull-out					
*Printing	CMYK 4-Color Process Printing						
*Lamination	matte/glossy						
<b>Printing Options</b>							
Brochures can be printed with 4 colors (CMYK) or Pantone (PMS) and gloss or matte lamination as standard. Printed material can be folded, varnished, perforated, or even die-cut into shapes to meet your requirements. We can print brochures on 80gsm uncoated bond paper or on high quality coated matt or gloss paper from 90gsm to 450gsm digitally or lithographic.							
Special printing effects (extra cost needed) : •Embossing/Debossing •Spot UV Coating •Gold/Silver foil hot stamping •Laser Engraving							
<b>Packaging Details</b>							
CTN size	660*360*300mm						
PCS/CTN	300						
N.W. (KG)	0.12	0.15	0.25	0.27	0.28	0.3	0.37
G.W. (KG)	36		21.25	22.95	23.8	25.5	31.45
<b>Additional Information</b>							
Video play:	play can be activated by auto start on opening, on/off switch, light sensor, or, motion sensor. Up to 4 hours of video can be stored on a single brochure.						
Playtime:	128Mb (up to 7min), 256Mb (up to 15min), 512Mb (up to 30min), 1Gb (up to 60min), etc. *** Play time is subject to video compression and format used.						
Battery:	Lithium Polymer rechargeable 500mAh with 1 hour continuous playback. Higher capacity batteries up to 8000mAh are available upon request.						
Button:	on/off, video select, play/pause, next/FF, prev/REW, volume up, volume down. Up to maximum of 10 buttons are possible on a single video brochure.						
Boot logo:	usually a company logo or product shot supplied as a JPEG which will display for 1-2 seconds whilst the video is booting up, referred to as Splash screen, or the JPEG image can remain on standby until a video button is selected.						
<b>Operating Instructions</b>							
1. When you open the LCD Video Brochure, it will automatically play the video content loop playback. Once it's closed, it will stop playing the video.							
2. Charging: First, USB ties is inserted to computer and then insert to the USB interface of LCD Video Brochure, which the battery could be charged. During the charging process, the card is closed. The charging time is 3~4 hours.							
3. When using the LCD Video Brochure, it cannot be blended, patted and dropped.							
4. You must switch off the video firstly and then connect with the computer.							
5. When loading the videos, the video files could be stored to the VIDEO Folder of the removable Disk. We also could copy the data of the LCD Video Brochure to the computer or U Disk.							
<b>How to Order?</b>							
Step 1	You choose the specifications like brochure type, screen size, memory capacity, control button, printing method and order quantity.						
Step 2	Based on your specific requirements, we quote you the best price and create a PDF template for your graphics design.						
Step 3	You agree on the price, specifications, production time, delivery date and we email you an invoice.						
Step 4	You send us the final artwork file for preview and pay us a 30% deposit to start printing and assembling.						
Step 5	We ship you a physical sample if necessary or email you a photo/video proof before mass production.						
Step 6	We complete the mass production on time and take photos for you to check. You pay the 70% balance before delivery.						
Step 7	We pack well and ship out your video brochures and provide you with the tracking number.						
Step 8	You receive the shipment in 3-4 working days and leave us some feedback.						