
ICMART PRELIMINARY WORLD REPORT 2014



Global ART Monitoring
ESHRE 2018

ICMART is a non-State actor in
official relations with the World
Health Organization.

David Adamson: USA/Canada

Fernando Zegers: Chile

Jacques de Mouzon: France

Osamu Ishihara: Japan

Silke Dyer: South Africa

Ragaa Mansour: Egypt


Manish Banker: India

Georgina Chambers: Australia

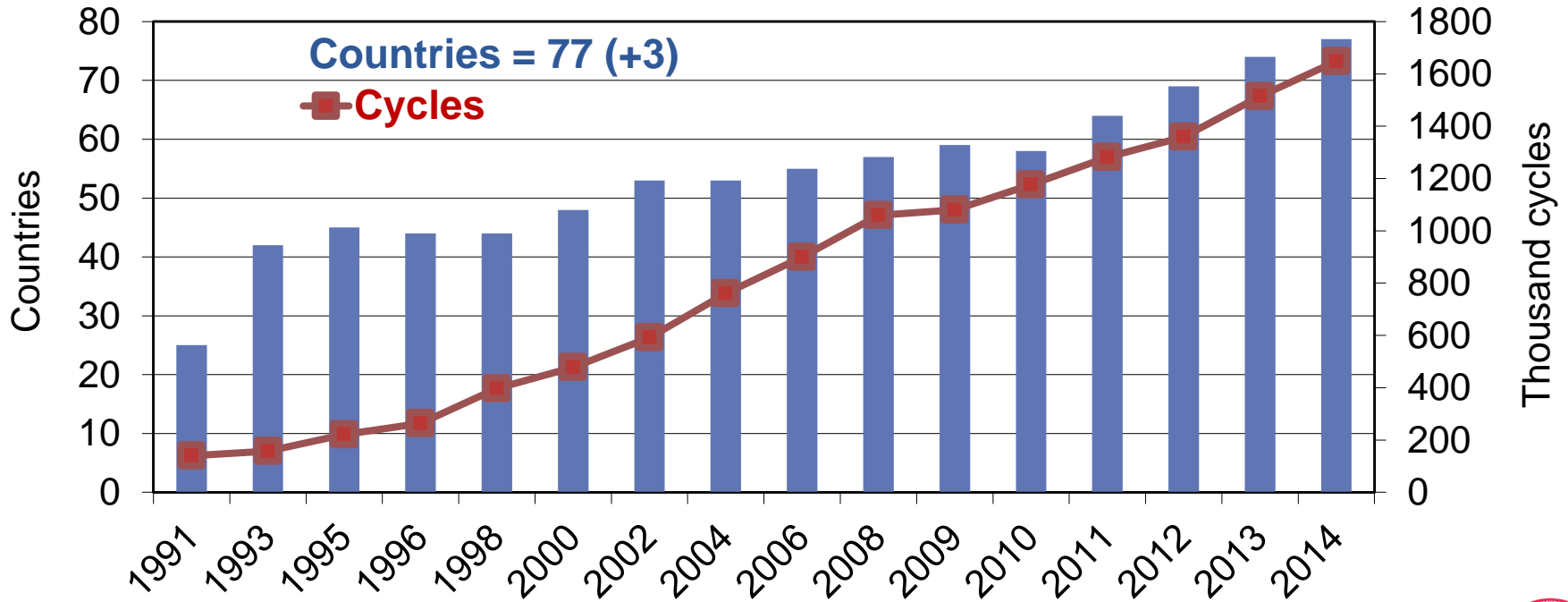
Disclosure



The authors declare that they have no commercial or financial interest pertaining to the subject of this presentation or its content.




World Report Coverage History



2014: 1,647,777 cycles; Increase from 2013 = 143,898 (+9.6%)

10 Main Contributors

Japan	391,988
US	161,344
Spain	119,623
Russia	96,213
France	94,323
Germany	81,177
Italy	67,228
Australia	65,671
UK	63,954
Israel	40,699



71.7%
of
1,647,777 cycles

Participation and Coverage

- 77 countries: 25 in 1991 → 74 in 2013
 - Almost all of Europe, the Americas, Australia-NZ
 - Missing countries : Middle-East, Asia
 - 13 African countries (Benin, Cameroon, Egypt, Ghana, Ivory Coast, Mali, Mauritius, Morocco, Nigeria, Senegal, South Africa, Togo, Tunisia)
- 2,734 clinics (+96): 63 % of all clinics in reporting countries (1132 missing in India): 83.7% participation if India excluded
- 39 countries >90% coverage (+6); 31 full (+1)

63-70% of World ART activity

Africa

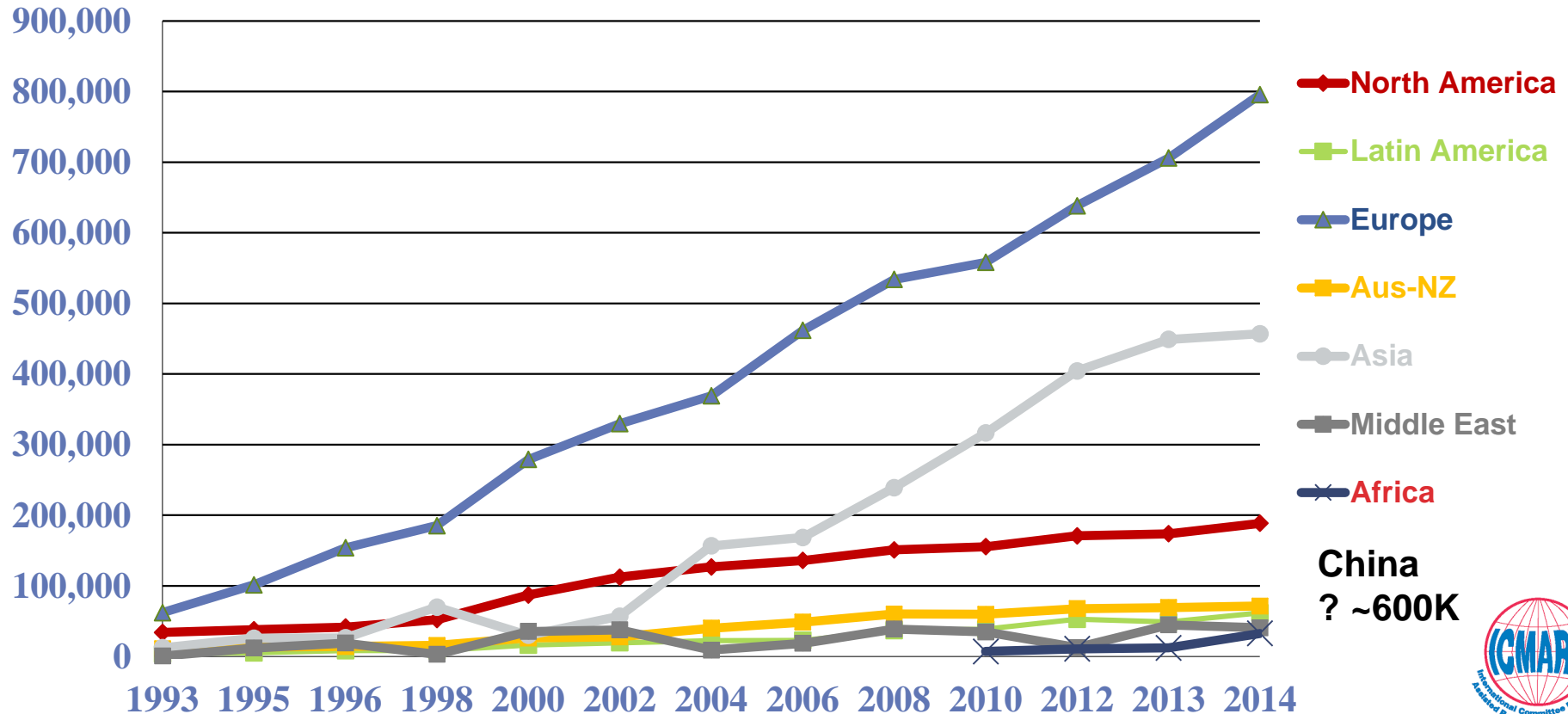
- ANARA (African Network and Registry for ART) involved in 2014 data collection from 13 countries
 - ❖ Francophone and Anglophone Africa part of ANARA
 - ❖ 3 countries not in ANARA (Egypt, Morocco, Tunisia)
- Website and registry access: www.anara-africa.com
- Growth and capacity building
 - ❖ 13 countries
 - ❖ 7 workshops
 - ❖ 1st data released



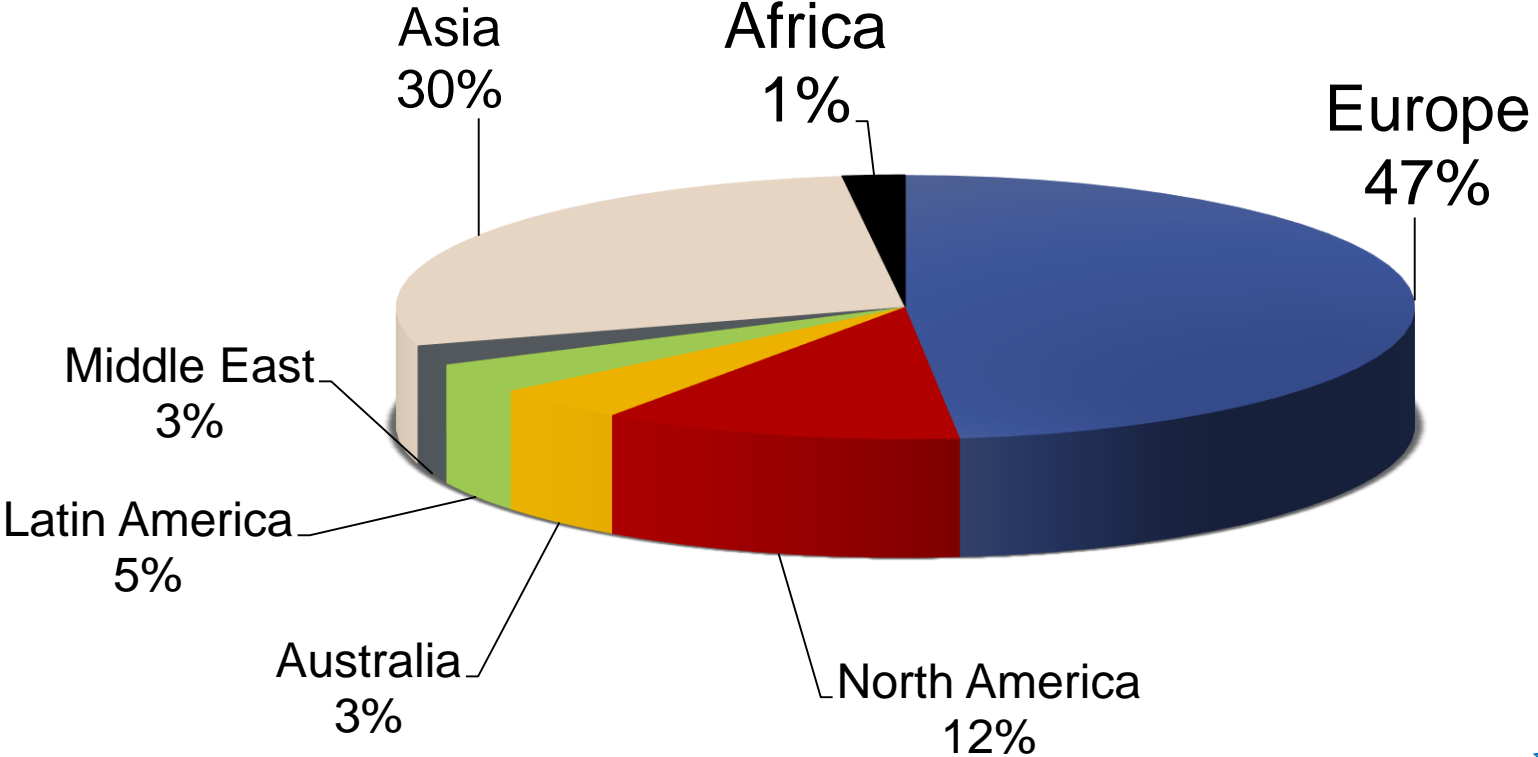
ART visibility
Collaboration
African identity



Growth of ART Cycles by Region



Regional Contribution 2014: N=1,647,777 cycles



Global Results 2014

- 1,647,777 initiated cycles
- 311,193 deliveries
- Compared to 2013:
 - + 143,898 cycles (+9.6%)
 - +26,845 deliveries (+9.4%)

- Recent trend: Freeze all
- 130,065 cycles (+53%)
 - 83,303 in Japan (+11%)
- Not in calculations:
PR, DR/cycle, aspiration
- Included in cumul. PR
- Probably underreported

2014: 1,647,777 Cycles

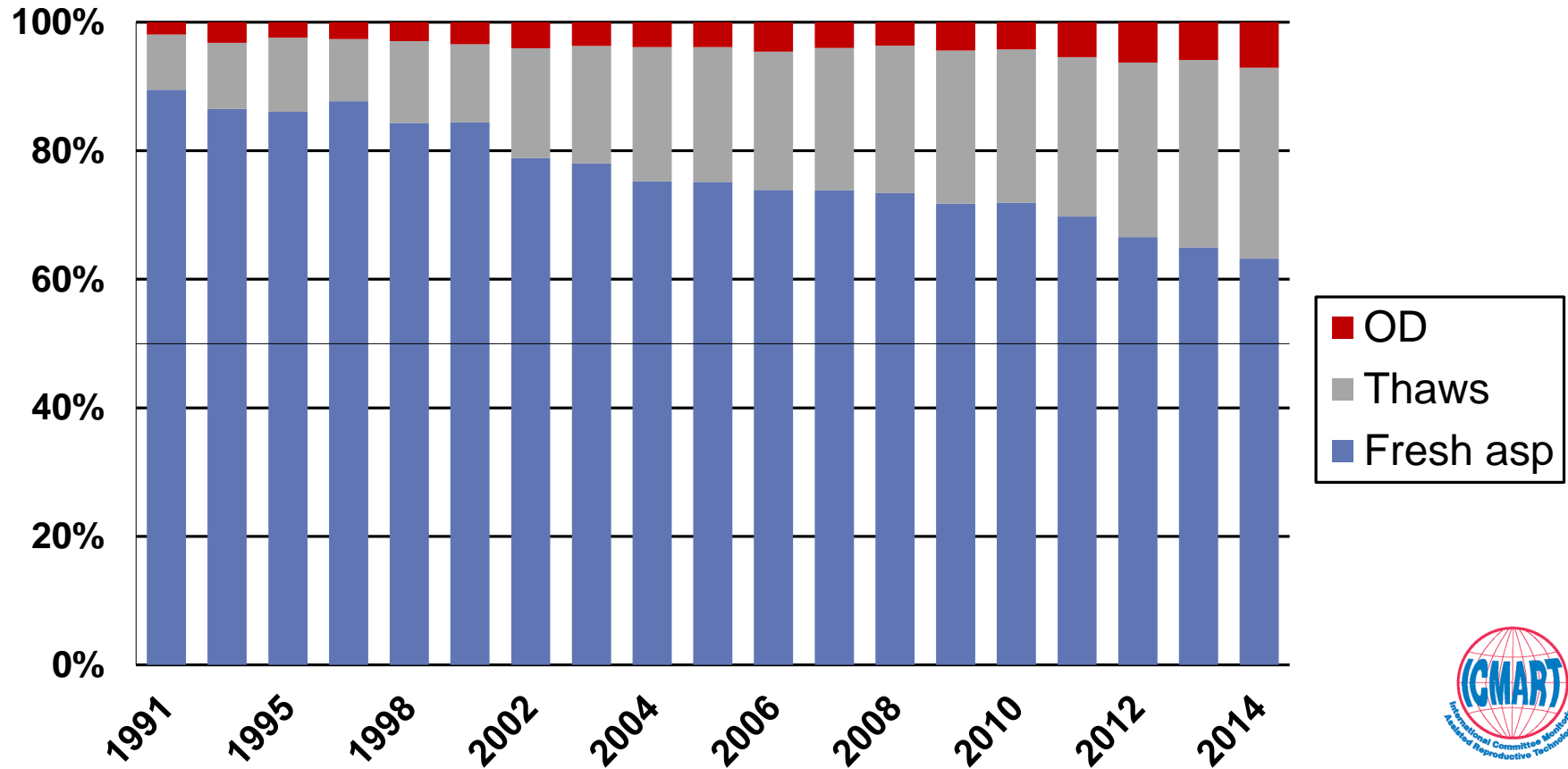
■ 1,006,841 aspirations (+8.6%)	Delivery rates**
• 276,317 IVF*	} 20.2% (+1.0%)
• 663,701 ICSI*	
• 68 GIFT	
■ 456,192 FET (+9.7%)	22.9% (+1.0%)
■ 30,914 PGD/PGS (Asp. + 76%)	28.7% (+8.0%)
■ 108,064 Egg donations (+ 29.2%)	29.8% (-2.4%)
■ 36,827 cancellations (-1.0%; reported by 37)	

■ * Not counted / countries combining IVF& ICSI : Israel, Taiwan

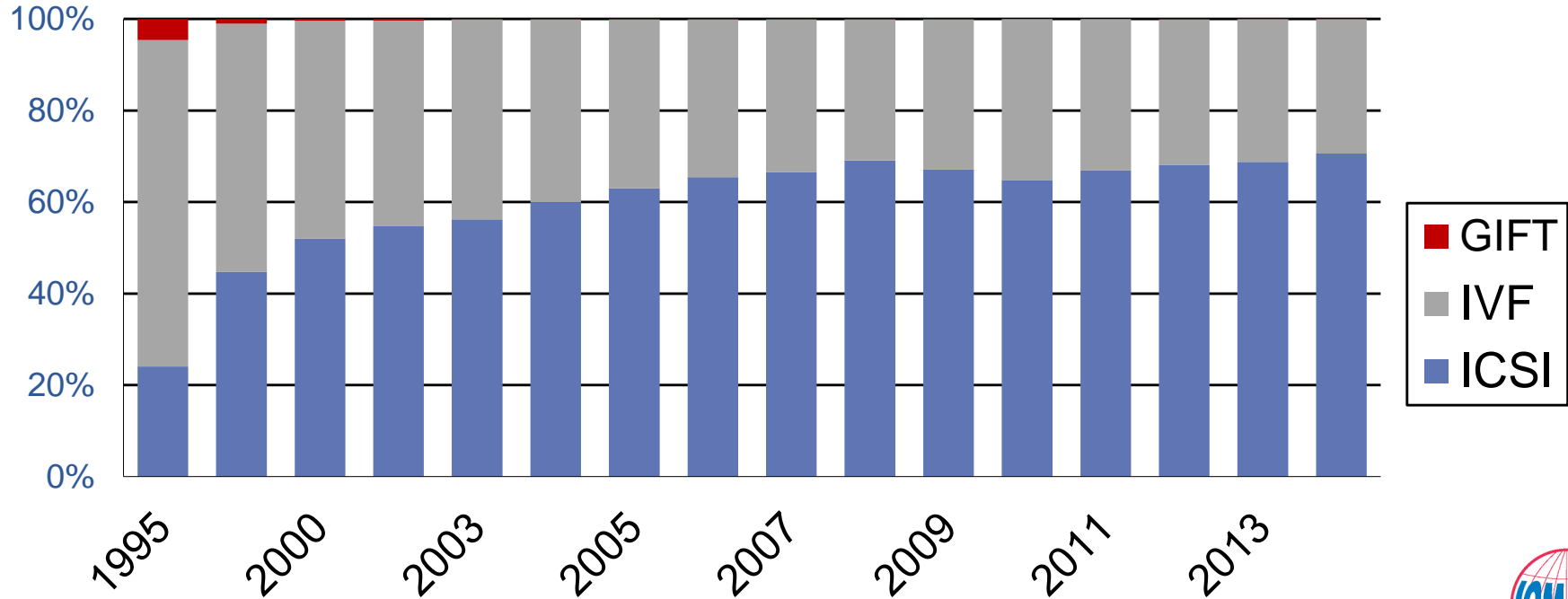
■ ** DR after removing Freeze All cycles



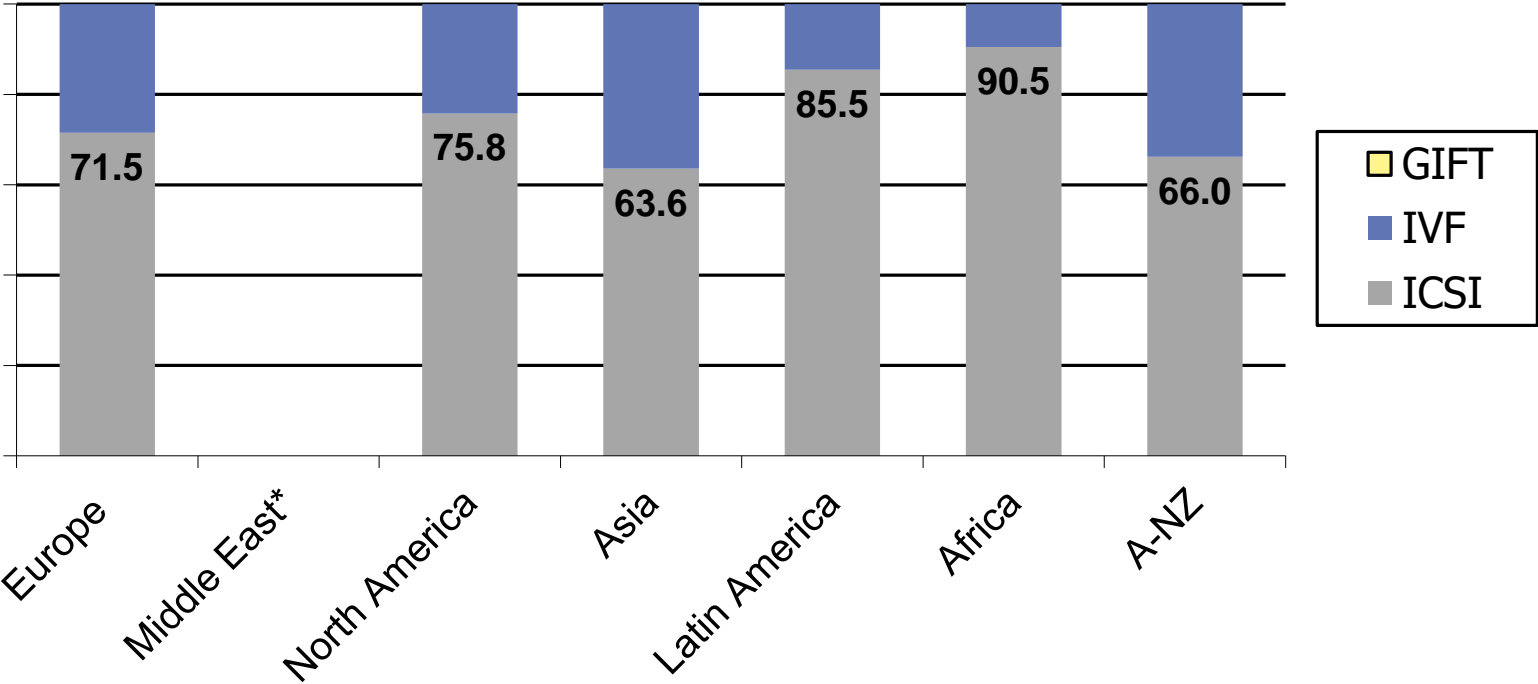
Trends in Distribution: Aspirations, FET, OD



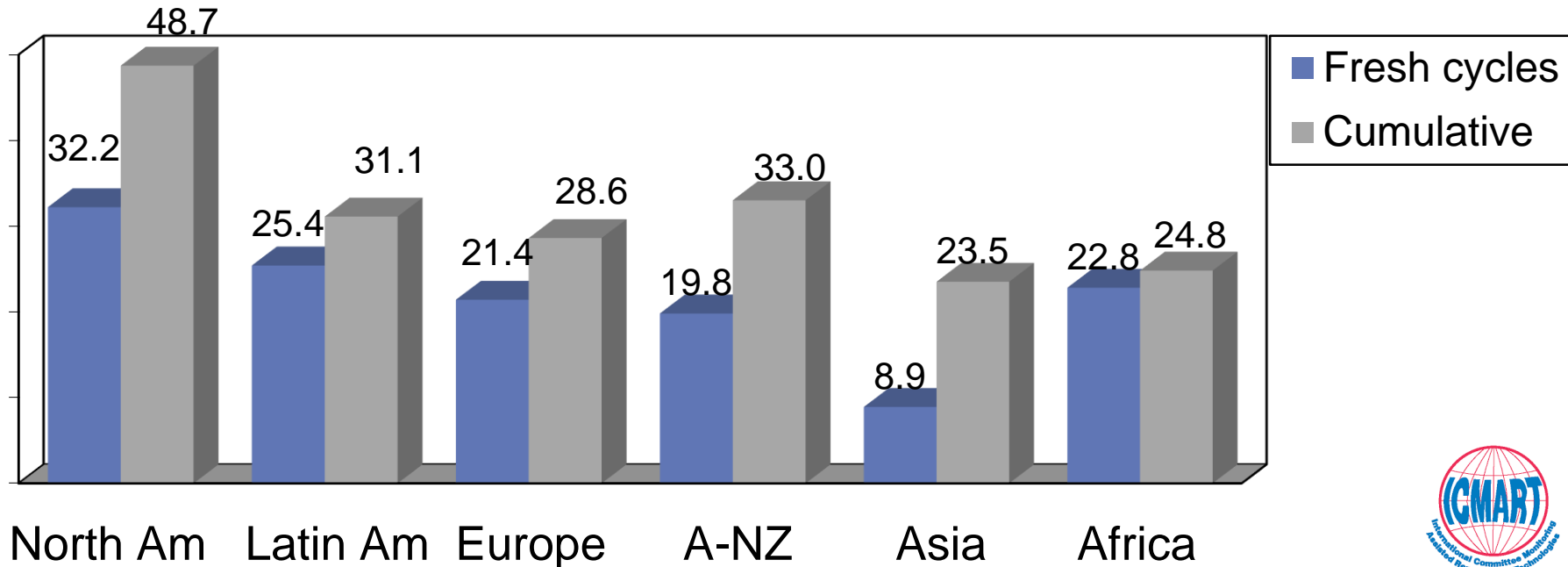
Trends in Distribution: IVF vs ICSI



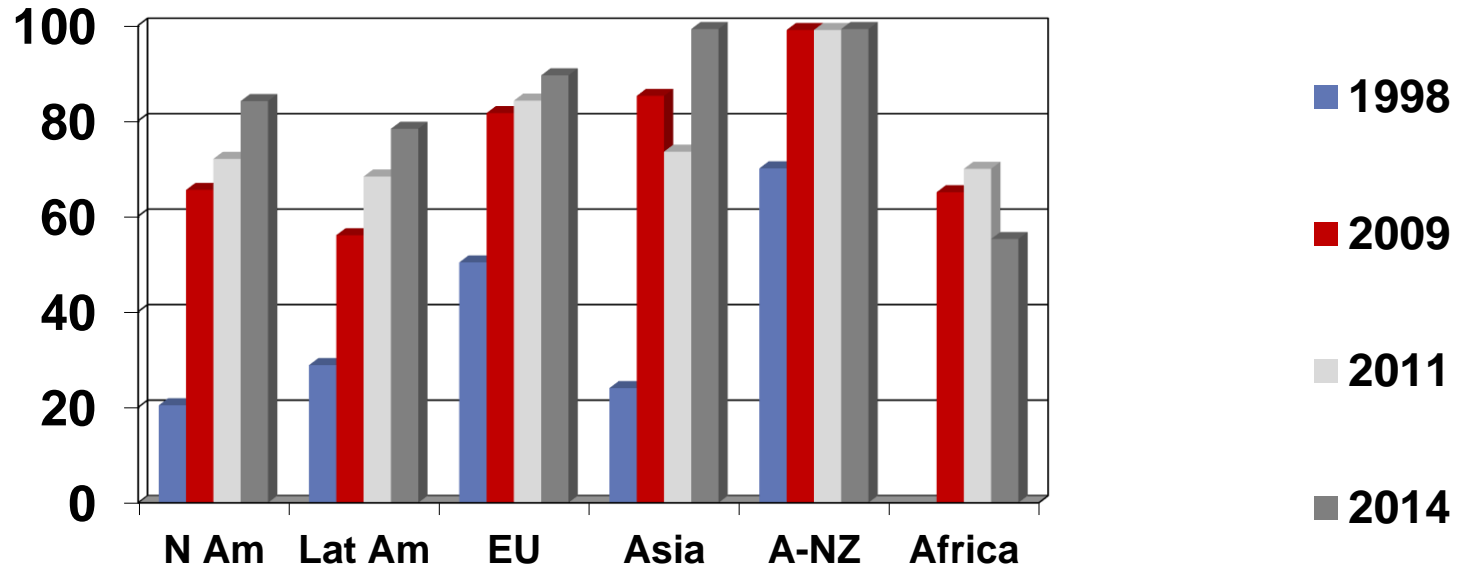
Procedure Distribution by Region 2014



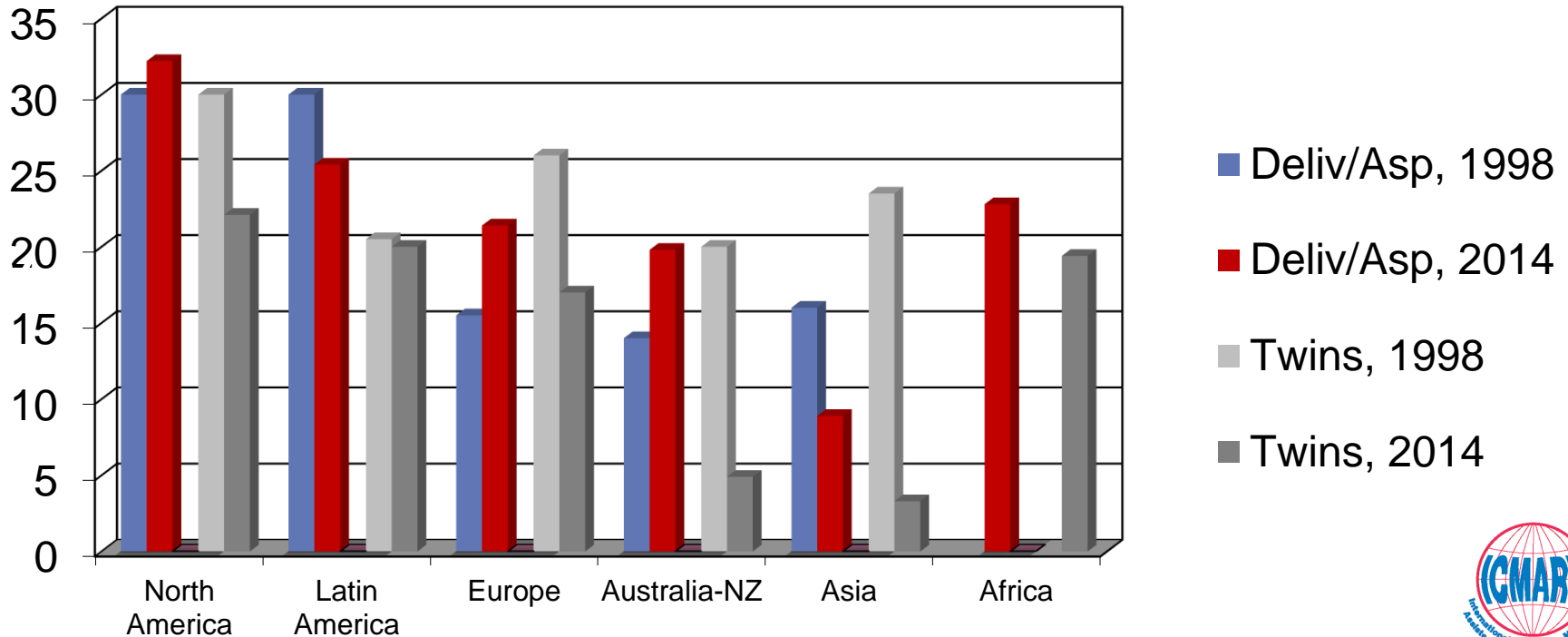
Fresh and Cumulative DR/ASP by Region 2014: IVF & ICSI



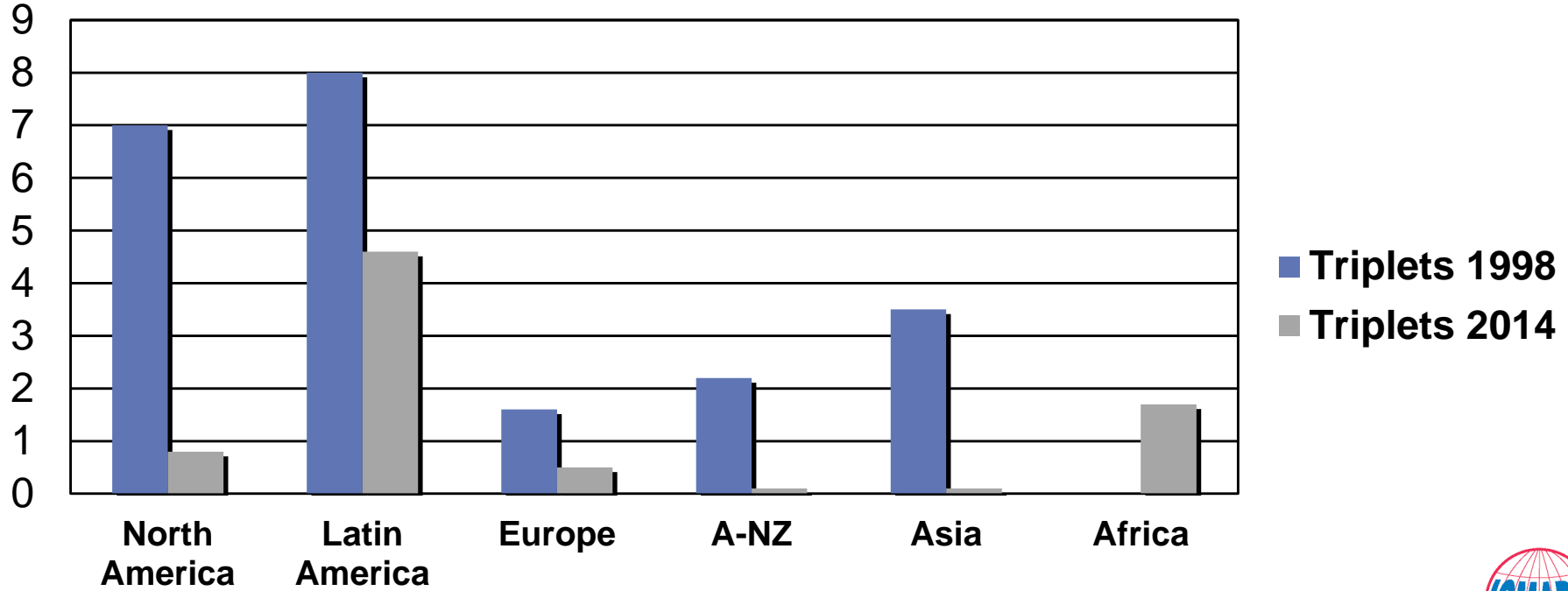
Transfers of 1-2 Embryos per Region 1998 - 2014



Delivery Rate (fresh) and Twin deliveries by Region 1998 – 2014



Triplet Pregnancies (%) by Region 1998 - 2014




Conclusion

- **1,647,777 cycles** reported (+9.6%)
 - ❖ **Estimated 2.3-2.6 million worldwide**
- **357,344 babies** born (+7.1%)
 - ❖ **Estimated 510,000-567,000 worldwide**
 - ❖ **~8 million babies** born since ART began in 1978
- **20.2 % Delivery rate per aspiration, fresh (+1.0%),**
 - ❖ **28.6% cumulative delivery rate/aspiration (+1.2%)**
 - ❖ **70.6% ICSI (+1.8%); 27.1% women age >40 (+0.4%)**
 - ❖ **Mean number of transferred embryos: 1.73 (-0.08)**
- **Huge differences in availability, practice and results**
- **Registry issues: day of transfer, freeze-all, PGT**

Thank You To Our Contributors



- **EUROPE : ESHRE (39)** : Albania, Austria, Belarus, Belgium, Bosnia, Bulgaria, Croatia, Cyprus, Czech Rep, Denmark, Estonia, Finland, France, Germany, Greece, Hungary, Iceland, Ireland, Italy, Kazakhstan, Latvia, Lithuania, Macedonia, Malta, Moldova, Montenegro, Netherlands, Norway, Poland, Portugal, Romania, Russia, Serbia, Slovenia, Spain, Sweden, Switzerland, UK, Ukraine
- **AUSTRALIA—NEW ZEALAND (2)**
- **LATIN AMERICA (15)** : Argentina, Bolivia, Brazil, Chile, Colombia, Ecuador, Guatemala, Mexico, Nicaragua, Panama, Paraguay, Peru, Dominican Republic, Uruguay, Venezuela
- **NORTH AMERICA (2)** : Canada, USA
- **NATIONAL REGISTERS (7)**: India, Indonesia, Israel, Japan, Korea, South Africa, Taiwan
- **INDIVIDUAL CLINICS (12)**: Benin, Cameroon, Egypt, Ghana, Ivory Coast, Mali, Mauritius, Morocco, Nigeria, Senegal, Togo, Tunisia



Thank You to our Sponsoring Organizations

