



Discover the Pattern, Anticipate the Future

EIA INSIGHTS July 11, 2019

Natural Gas

Injection at Expectations

The EIA reported an 81 Bcf storage injection for the week ending July 5, 2019. The injection was above the average for this week of the year, 65 Bcf, and close to the average of expectations, 80 Bcf.

Prices were basically unchanged with the release of the report but fell midday with the news reports of Hurricane Barry, ending the day down about 4 cents.

Storage at 2,471 Bcf is 268 Bcf above inventories for this time last year and 142 Bcf below the five-year average. Prices have been supported by the recent nationwide hot weather as the demand for natural gas for power generation has increased. Hurricane Barry could have a bearish impact on prices during the next few days should LNG terminals be shut in, leaving an over-supplied market. The storm will also likely decrease power burn for southern states adding additional bearish sentiment to the market in the short term.

To see what the FA platform can do for you [sign up](#) for a webinar and free trial on our website or contact one of our team members.

Benefits of FA:

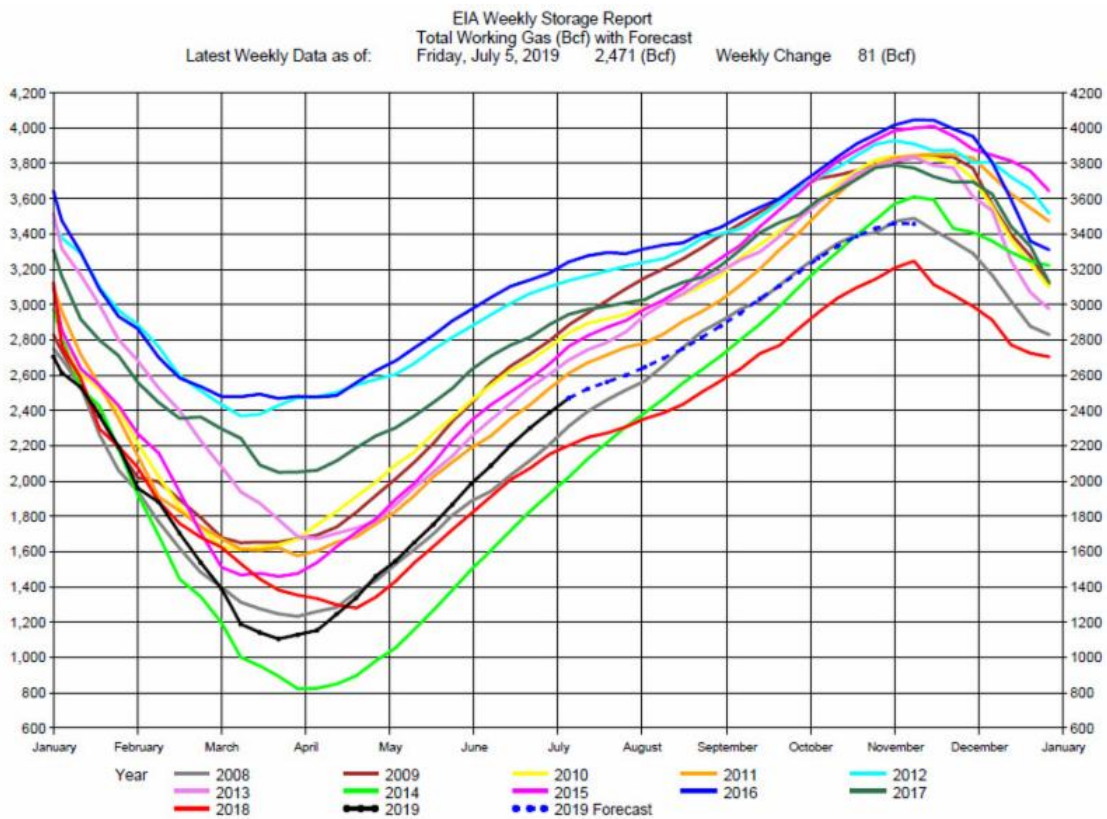
- Easy to use, web-based and menu driven platform.
- Extensive history of data.
- Superior graphing capabilities
- Competitively priced.

We would be happy to discuss this commentary with you and provide additional market insights. Feel free to call us at 312-348-7518 or email us at joel.fingerman@fundamentalanalytics.com.

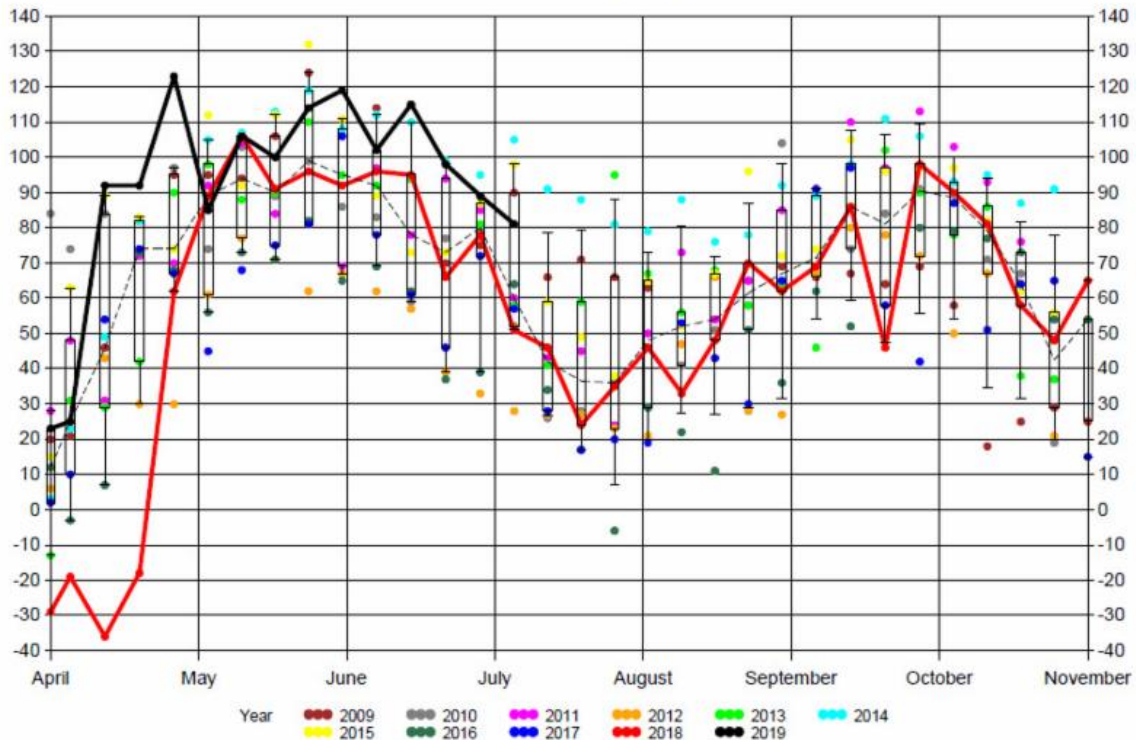
EIA Weekly Natural Gas Storage Data Report

As of Friday, July 5, 2019

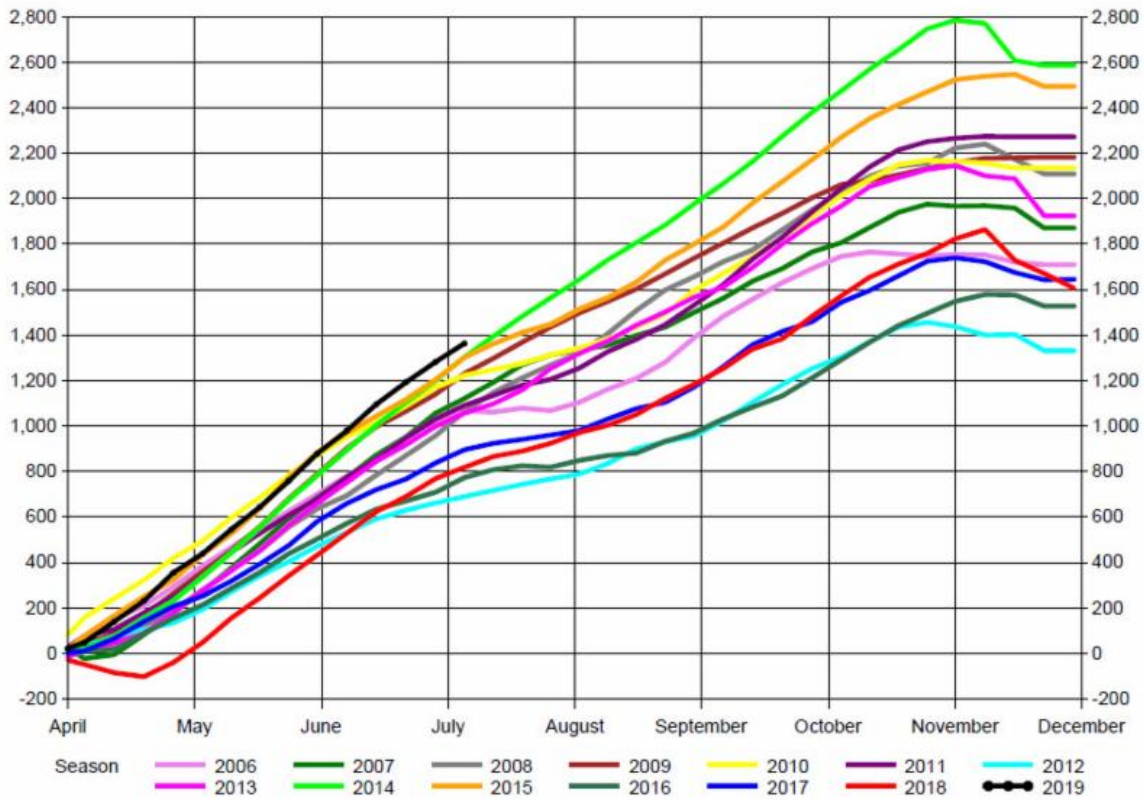
	Bcf in Storage	Week Change	Last Week Storage	Week Change	Last Year Storage
East Region	544	18	526	27	480
Midwest Region	597	29	568	30	477
Mountain Region	140	6	134	7	143
Pacific Region	263	8	255	10	260
South Region	927	20	907	14	843
U. S. Total Storage	2,471	81	2,390	89	2,203



EIA Injection Season - Total Working Gas
Injection Distribution (Bcf)
 Latest Weekly Data as of: **Friday, July 5, 2019** **81 (Bcf)**



Total EIA Cumulative Injection (BCF)



For more insights and analysis or to find out about our free trial offer, go to www.fundamentalanalytics.com
 Follow us on Twitter @fundanalytics or on LinkedIn

Regards,
 The Fundamental Analytics Team

