

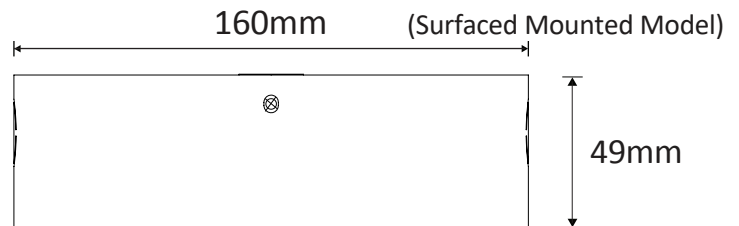


PLEASE READ THESE INSTRUCTIONS CAREFULLY BEFORE INSTALLATION.  
PLEASE RETAIN INSTRUCTIONS FOR FUTURE REFERENCE.

## Tradetec Slimfire LED D40 Emergency Light - TLSE23WS

### PRODUCT FEATURES

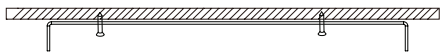
- 3 year replacement warranty
- Surface mounted emergency light
- NiMH battery
- LED charge status display



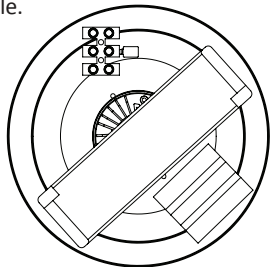
### INSTALLATION

1. This unit **MUST** be installed and wired by a qualified electrical contractor.
2. Disconnect mains supply prior to wiring.
3. Remove the Slimfire emergency light from it's packaging.

4. Using screws to put the bracket to the ceiling.

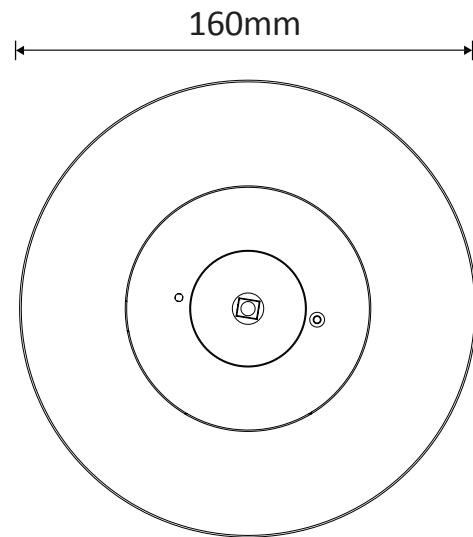


5. Connect with cable.



6. Use the screw to put the surface mounted spitfire and bracket together.

7. Check operation of the unit to ensure that the installation was successful. Allow a few minutes to charge the battery, then press the test button located on the front face of the Slimfire. Press the test button in for a few seconds and observe the operation of the lamp switching from mains to the emergency mode. If the lamp on emergency mode lights up, the test is successful. After this, press test button again and if the lamp does not light up check the supply and the connections.



### COMPLIANCE

The Emergency Exit has been tested to comply with relevant Australian/New Zealand standards.

- AS/NZS 60598.2.1:2014
- AS/NZS 60598.1.2011
- Approval No. GMA-501968
- AS/NZ 2293.1:2018

### SAFETY

Installation of Tradetec Slimfire must follow S.A.A standards and meet local Authority regulations. A fully qualified and licensed electrician lawfully **MUST** carry out installation. Means for disconnection must be incorporated in the fixed wiring in accordance with wiring rules.



PLEASE READ THESE INSTRUCTIONS CAREFULLY BEFORE INSTALLATION.  
PLEASE RETAIN INSTRUCTIONS FOR FUTURE REFERENCE.

## Tradetec Slimfire LED D40 Emergency Light - TLSE23WS

### OPERATIONAL INFORMATION

Voltage (V)	~230V
Frequency (Hz)	50Hz
Max Ambient Temp	40°C
Class	2
Duration	180min
IP Rating	IP20
Emergency Classification	D40
Mounting Type	Surface Mounted
Lamp Power	2W(D40)
Avg. Circuit Power	0.45W
Max. Circuit Power	3W

### ORDERING INFORMATION

Code	TLSE23WS
Description	Slimfire
Barcode Number	9312375505594

### BATTERY

Battery Type	NiMH
Battery Voltage	3.2V
Charging Time	16 Hours
Charging Type	Variable

### CONSTRUCTION AND DIMENSIONS

Body	PC
Dish	PC
Cut Out	83mm or 135mm with adaptor plate

### CLASSIFICATION TABLE

Lux	Classification	Mounting Height (M)															
		2.1	2.4	2.7	3	3.3	3.6	4	4.5	5	6	7	8	9	10	15	20
0.2	D40	11.5	13.2	14.8	16.5	18.1	19.5	20.1	20.7	21.2	22.1	22.6	23.0	23.1	23.0	0.0	
1	D40	9.4	9.7	9.9	10.1	10.2	10.3	10.3	10.3	10.1	9.5	0.0	0.0				