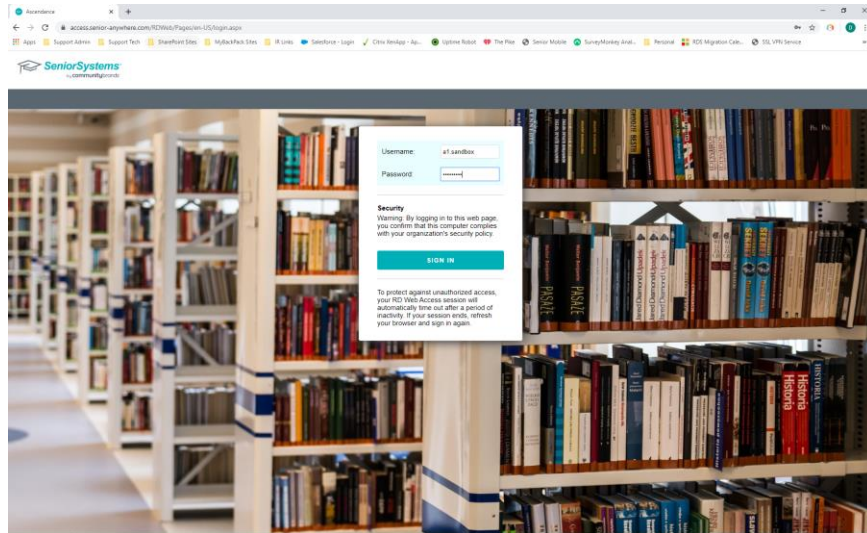


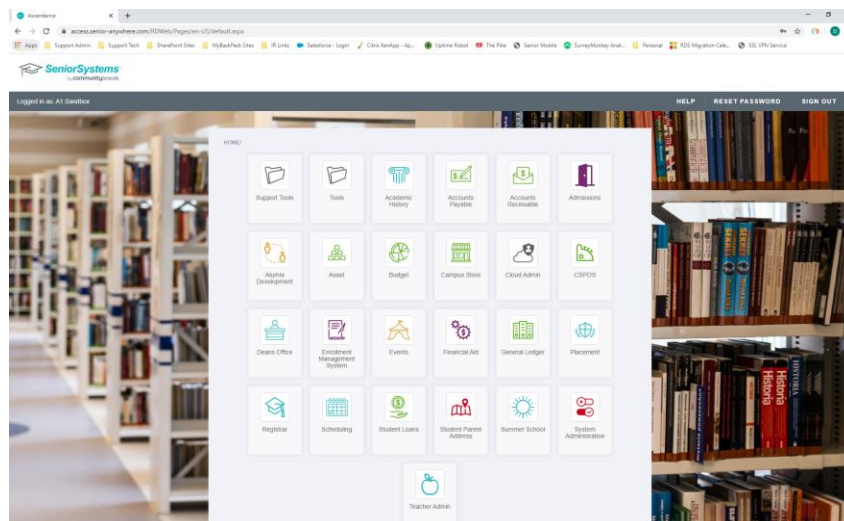
Logging into the Ascendance modules via the website

Logging into the Ascendance modules is a 5-step process. Here are the steps:

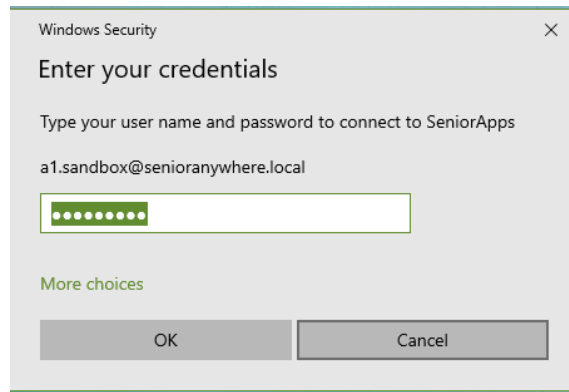
1. Open a browser to the website: <https://access.senior-anywhere.com/RDWeb/Pages/en-US/login.aspx>
2. Login with your normal credentials as the example below shows.



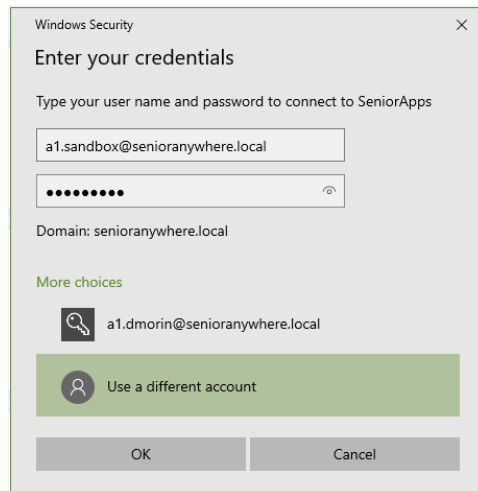
3. Single click which module you would like to launch.



4. A security window will appear. Enter your credentials in the format below. Your login will need @senioranywhere.local added to the end. This will default with the last login ID you used.



Note: If you use multiple login ID's, you will need to select "Use a different account" and then enter your login information. (as shown below)



5. Login to the module as you always have. If you have any issues, please contact Senior Systems support at seniorsystems-support@communitybrands.com.

