



The Godhead

Find activities for a variety of age groups to learn and study truths together and individually. Useful for Family Home Evenings, individual and family scripture studies.

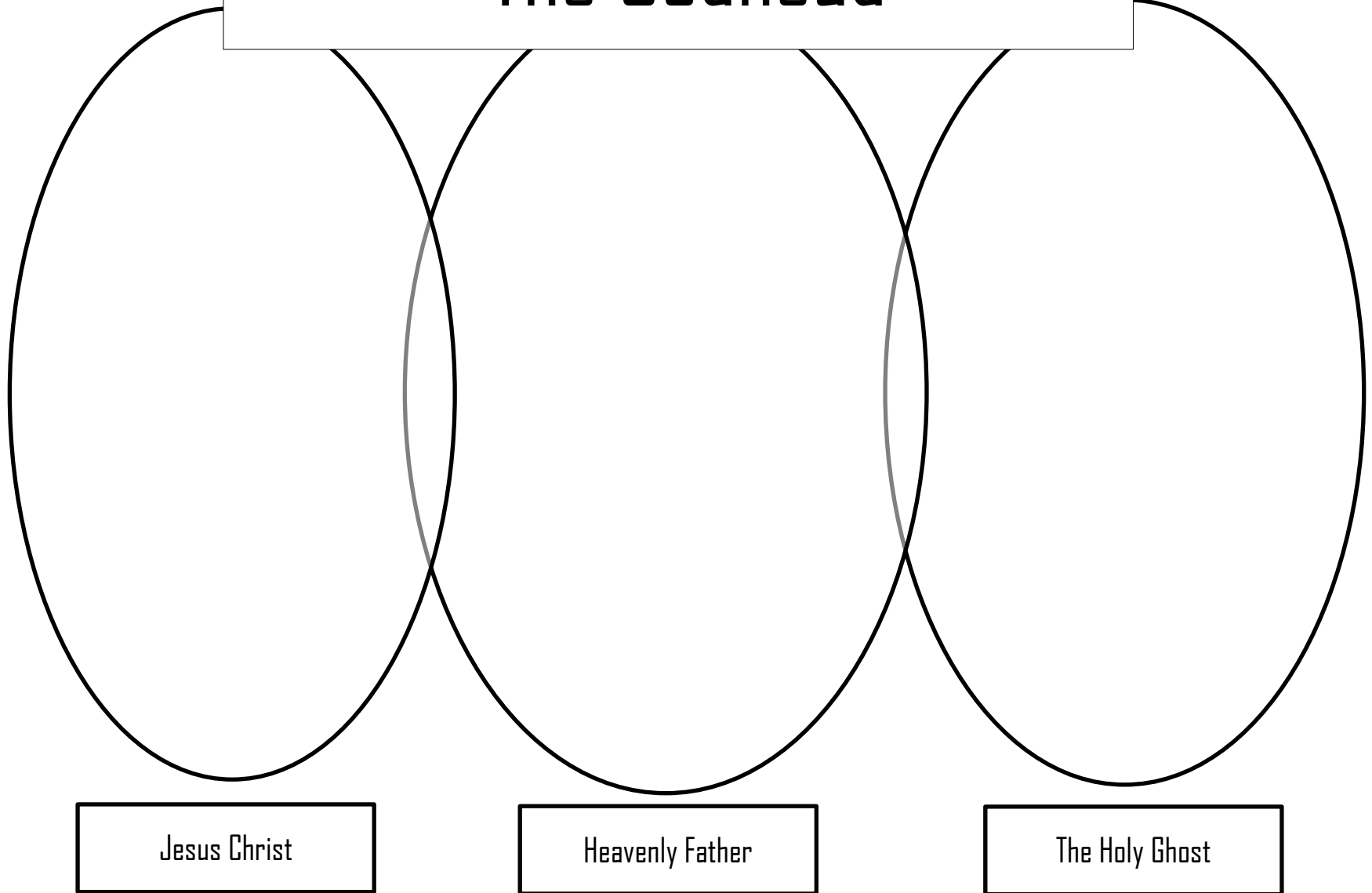
The Godhead

Use the pages in this booklet as appropriate for the age of individual family members. We used these to help each family member study about this gospel topic (The Godhead) for about a month, after which we presented our findings to one another for a Family Home Evening. One of our children created a power point presentation on his findings, another sketched drawings to show his younger siblings as he taught.

For more things like this, keep checking back at www.shop.completeleefamily.com.

Coloring page/ Venn Diagram for little people. On this, children can color the what the headings suggest, and also add descriptive words if desired.

The Godhead






The following pages are for a Lift-a-flap book for middle sized people.

Before cutting out the shapes, color or write on them. Cut out the shapes with and without tabs. The shape without the tab should be glued to a clean sheet of paper. This is then covered by the shape with the tab. Fold back the dotted tab. Glue the tab to the paper so that the shape lines up with the shape you have already glued down. Now you have a lift-the-flap page constructed!



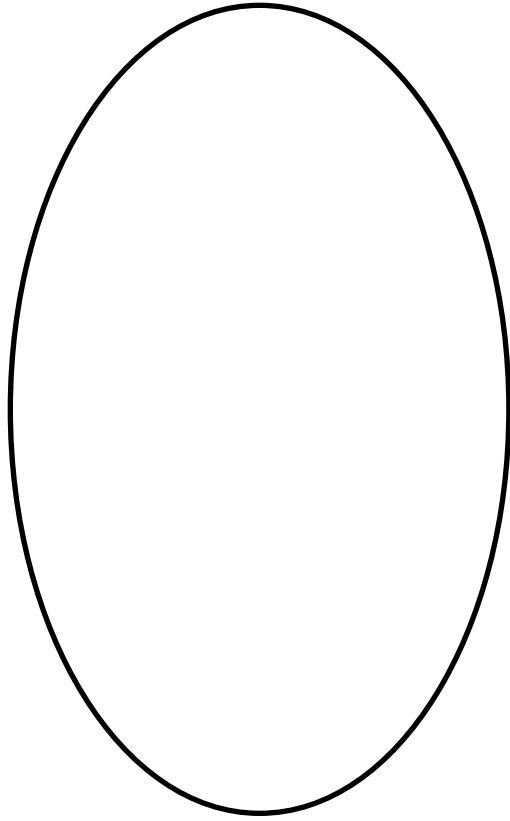
What should you write or color on the shapes? Here are some ideas...

- A drawing of each member of the Godhead on the top shape
- A description of the characteristics of each member on the bottom shape
- Write the words, "Role of _____" (the blank should say one of the members of the Godhead) on the top shape
- Describe what that Godhead member does on the bottom shape
- Write, "Evidence of _____" (the blank should say one of the members of the Godhead) on the top shape
- Mention times when that member has been seen or heard or felt
- Draw a picture of a book on the top shape
- Write favorite scriptures found about that member of the Godhead on the bottom shape.
- Write, "Other names of _____" (the blank should say one of the members of the Godhead) on the top shape
- List additional names of that member on the bottom shape

Use the other shapes by gluing them wherever you feel appropriate.




The Godhead

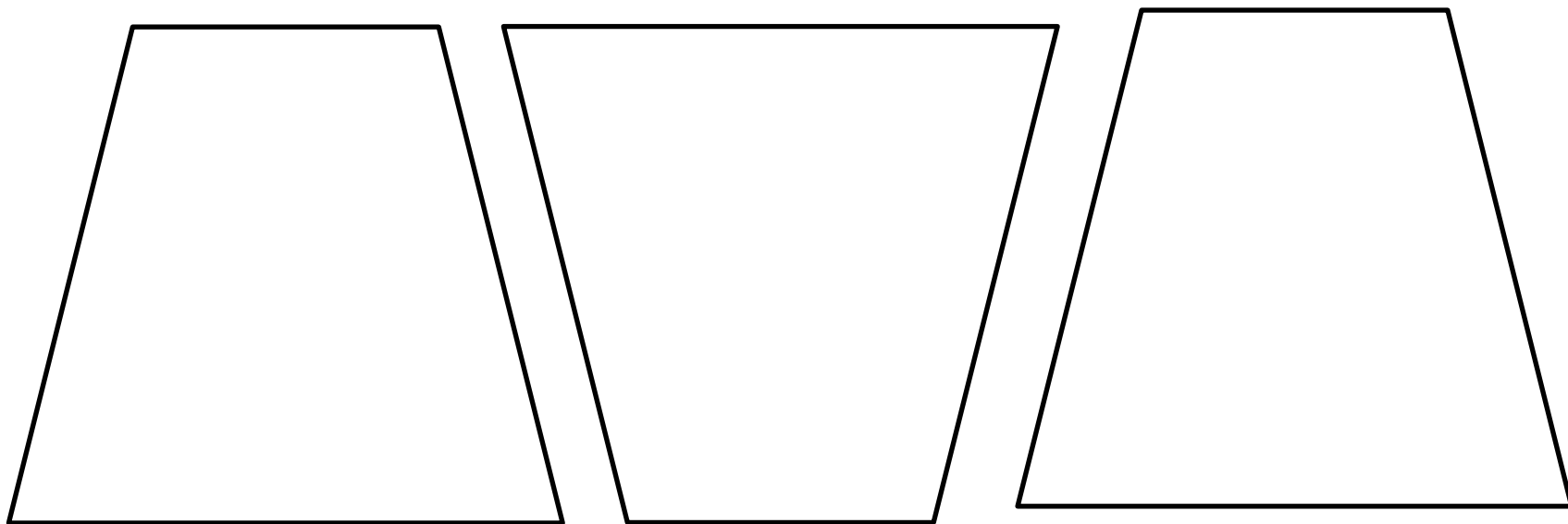
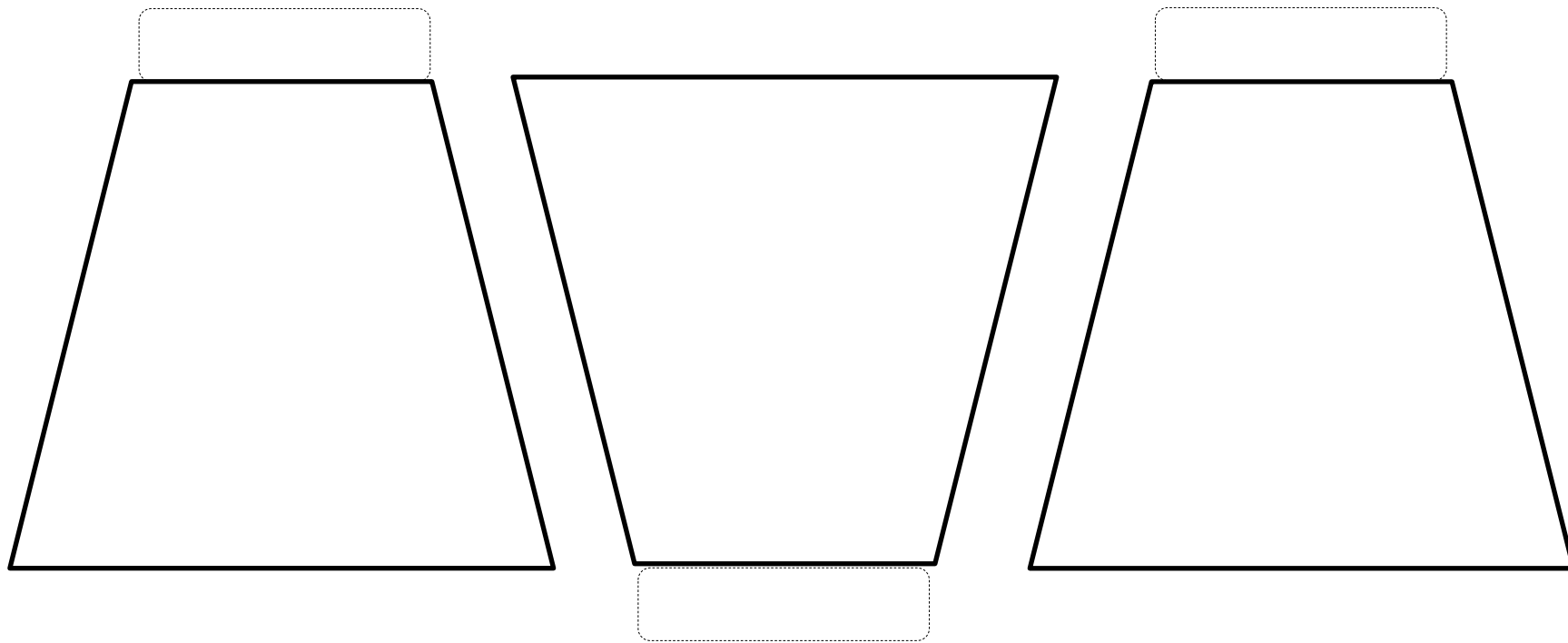








Jesus

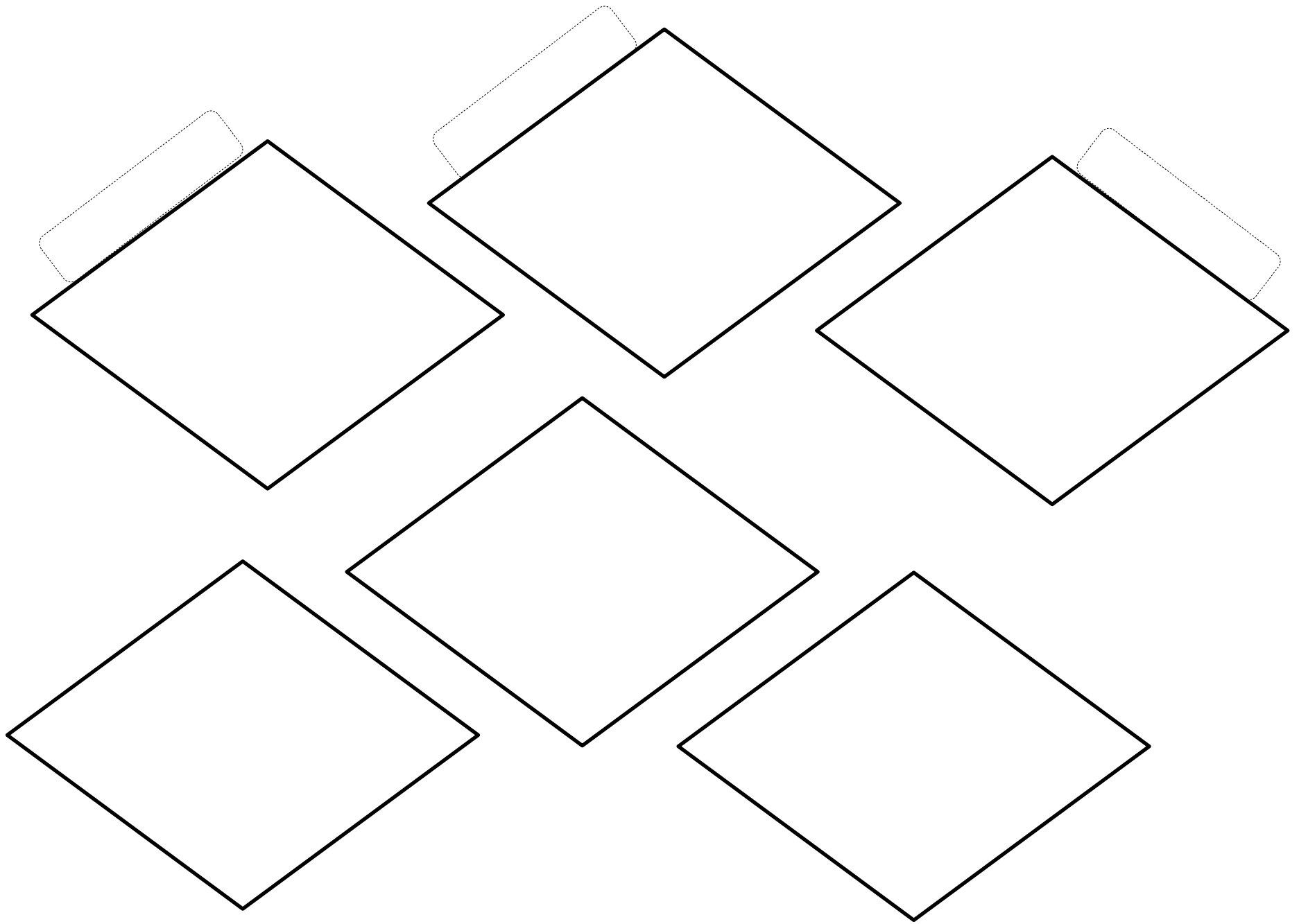
God

The Holy Ghost

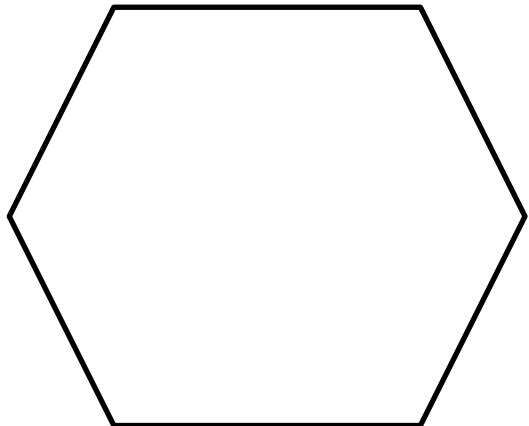
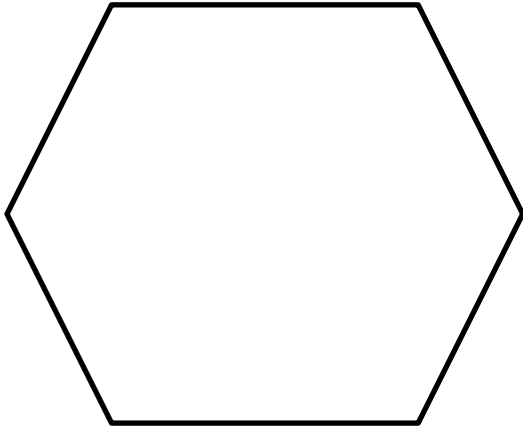
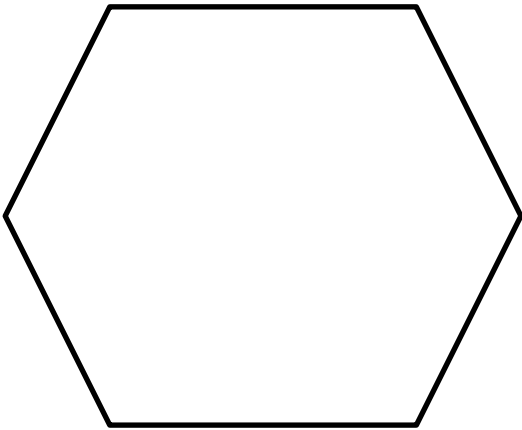
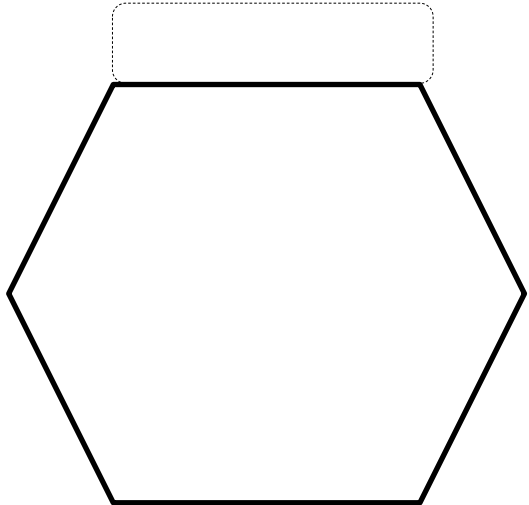
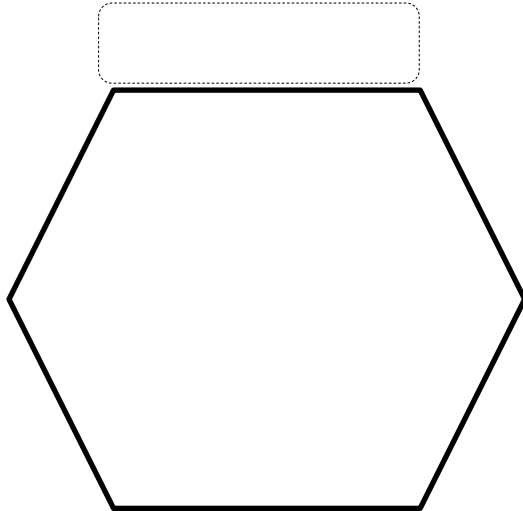
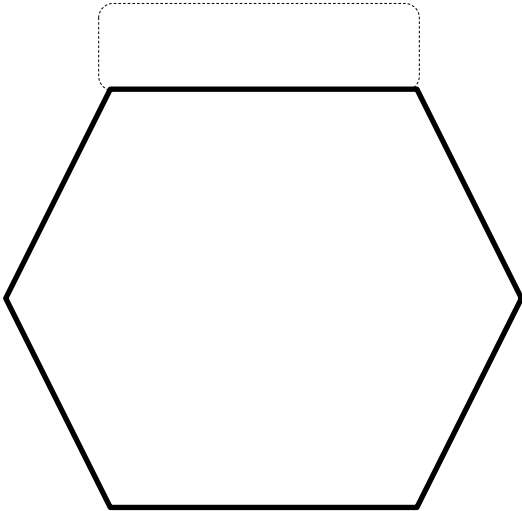








The Father and His Son and the Holy Ghost



The following pages can be used to fill in the blank as you study (for big people).

The Godhead

Characteristics of Heavenly Father:

Characteristics of Jesus Christ:

Characteristics of The Holy Ghost:

Role of Heavenly Father:

Role of Jesus Christ:

Role of The Holy Ghost:

Evidence of the existence of Heavenly Father:

Evidence of the existence of Jesus Christ:

Evidence of the existence of The Holy Ghost:

Favorite scriptures found about Heavenly Father:

Favorite scriptures found about Jesus Christ:

Favorite scriptures found about The Holy Ghost:

Other names of Heavenly Father:

Other names of Jesus Christ:

Other names of The Holy Ghost:

Some other interesting tidbits found:

What I learned from my studies that I can apply in my life:

Miscellaneous items:

Honoring the names of Deity:

:

:

Scripture Scripture chains followed:

<p><i>The Scriptures:</i></p>	<p><i>My Thoughts:</i></p>
<p><i>The Scriptures:</i></p>	<p><i>My Thoughts:</i></p>

