



This post is about homeschooling on a low budget. The ideas listed below have collectively formed a great low stress, low cost, limited screen way to do school in our home, so much that I wanted to share it!!

CURRICULUM

The [E.D. Hirsch Jr. books](#) are our primary guide for what content to teach.

SCHEDULE

This is the schedule that has worked well for our family. Take the weekly content suggested in the overviews below and plug it into this schedule for each day/week.

[Print our sample home school schedule here.](#)

A Low Cost Way to Teach Reading

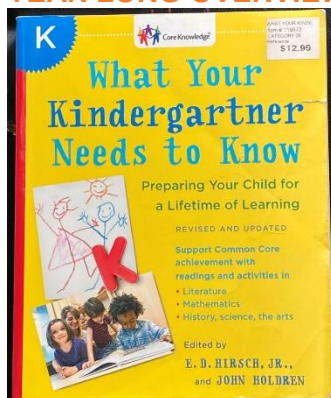
In regards to *teaching a child how to read*, I've found writing with a child to be a very successful approach. As a result, I've written the following posts to guide parents (and teachers) on how to teach a child to read by writing.

- [Drawing With Your Children Has Long Term Benefits](#)
- [15 Easy and Effective Ways to Use Stickers](#)
- [Help Children Learn to Write: 10 Strategic Steps](#)
- [An Easy and On-Going Spelling Strategy](#)
- [Learn to Read by Writing](#)

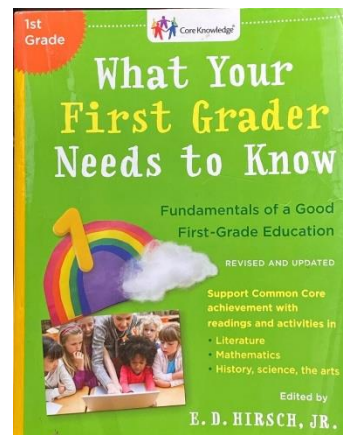
A Must Try Spelling Strategy

Most importantly, each overview includes my [easy and on-going spelling strategy](#). This strategy is the most effective spelling strategy I've seen or used in my [20+ years of teaching](#) hundreds of students from varying ages, experiences and languages. It's also the fastest, most comfortable way to teach a child how to read and write confidently, in my opinion.

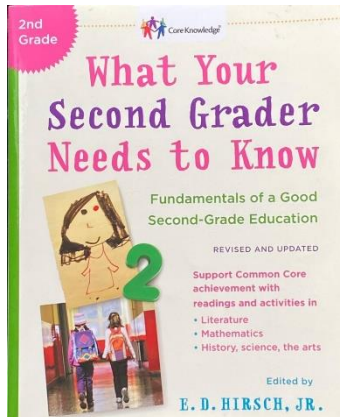
YEAR LONG OVERVIEWS BY GRADE




[Kindergarten Overview](#)



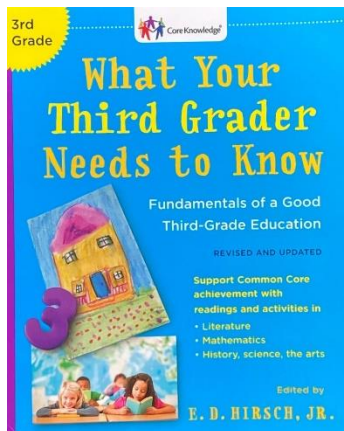
[1st Grade Overview](#)




[2nd Grade overview here!](#)



[4th Grade Overview here!](#)



[3rd Grade Overview](#)



[5th Grade Overview!](#)

SUPPLEMENTAL MATERIALS

In addition to using the the E.D. Hirsch Jr. books, I use the following FREE materials.

Spelling and Writing

1. Write sentences using this [FREE and Easy and On-Going Spelling Strategy](#)
2. Complete FREE writing worksheets from [Easy Peasy All in One Homeschool](#). (These links are also included in the PDF overviews).

Free Writing Worksheets

- [1st Grade Writing](#) (Or, purchase the [complete workbook](#).)
- [2nd Grade Writing](#) (Or, purchase the [complete workbook](#).)
- [3rd Grade Writing](#) (Or, purchase the [complete workbook](#).)
- [4th Grade Writing](#) (Or, purchase the [complete workbook](#).)
- [5th Grade Writing](#) (Or, purchase the [complete workbook](#).)

I print these pages out at the beginning of the school year and put them in a folder. I take one page out each day for my children to complete during independent work time.



If I see that they're going to need help on a specific page, they complete it during their learning time with me at the kitchen table.

3. Third, on Thursday and/or Friday, they complete a [guided writing lesson](#) (in place of spelling sentences or writing pages). This is where all of your children can complete the *same* writing lesson at the *same* time. My article titled: [Guided Writing Lessons for Grades K-5](#) explains this method of teaching writing in detail.

Reading

1. We complete E.D. Hirsch Jr.'s Literature pages. (I read these stories *TO* my kids for enjoyment).
2. My kids read their [spelling sentences](#) and eventually books at their level *to me*.
3. Use the website, www.starfall.com, at age 4 for basic phonics and reading skills. They continue to use it for 15-30 minutes each day during computer time through 1st Grade.
4. Beginning in 2nd Grade, I give them a comprehension page each day. I highly recommend: [Scholastic Success with Reading Comprehension books](#). (Just \$5 each!) They have a book for each Grade.

Math

1. Complete E.D.Hirsch Jr.'s Math pages and activities
2. Complete FREE Math sheets from [Easy Peasy All in One Homeschool](#)

Free Math Worksheets

- [1st Grade Math](#) (Or, you can purchase [the workbook](#).)
- [2nd Grade Math](#) (Or, you can purchase [the workbook](#).)
- [3rd Grade Math](#) (Or, you can purchase [the workbook](#).)
- [4th Grade Math](#) (Or, you can purchase [the workbook](#).)
- Combined 5th/6th Grade Math only comes as a [workbook](#).
- Combined 6th/7th Grade Math only comes as a [workbook](#).
- Pre-Algebra only comes as a [workbook](#).

I print these pages out at the beginning of the school year and put them in a folder. I take one page out each day for my children to complete during independent work time. If I see that they're going to need help on a specific page, I will have them complete it during their learning time with me.

Math Facts

3. To practice math facts, I use flash cards and time my kids each month. Their goal is to beat their time from the month before. This is a fun little gig that we do.

Math Websites:

4. Use the website www.starfall.com, [Khan Academy](#) and/or [Math Playground](#)

History/Science

1. Complete E.D. Hirsch Jr.'s History and Science pages of the book and activities there.

Documentaries and Short Videos



2. We watch documentaries found on Youtube, Netflix or Amazon Prime that correspond with the History and Science lessons that they're learning each week. We especially love videos from Blue Planet II and National Geographic.

Simple Science Experiments

3. If there's time, we love to complete super simple science experiments found at [Little Bins for Little Hands](#).
4. Free History Worksheets from [Easy Peasy All in One Homeschool](#)
[Ancient History Worksheets](#)
[Early American History](#)
[Modern History Worksheets](#),
5. Free Science Worksheets from [Easy Peasy All in One Homeschool](#)
[Zoology Worksheets](#)
[Physics/Chemistry Worksheets](#)
[Biology Worksheets](#)

Art/Music

1. We complete the E.D. Hirsch Jr.'s Art and Music pages and complete most of the suggested activities.
2. Additionally, we turn to [Artzhub.com](#) for [FREE CRAFT VIDEOS](#).
3. [Artzhub.com](#) also offers high quality [ONLINE DRAWING LESSONS](#)

PE

1. FREE Health Videos at [Easy Peasy All in One Homeschool](#).
2. [GoNoodle](#) and one great [exercise video](#).

Computer

K-1: Children can free type words on the computer using Microsoft Word or Google Docs.
2-5: They begin using [www.code.org](#) and [www.typing.com](#)

End of Year Assessment

You can purchase an End of Grade assessment from [Christian Liberty Press](#) for each child to complete and have on record.

General School Materials:

We always have the following on hand to complete [writing exercises](#), [guided writing lessons](#) and [easy art accents](#).

- copy paper (K-1) and notebooks (2-5)
- [binders](#) (to store drawings and writing work)
- markers and pens
- scissors, glue sticks, Elmer's glue, tape
- acrylic paints and paint brushes
- plastic page protectors (optional and cheapest at Walmart)
- [stickers](#) (optional)
- old [calendar pictures](#) (optional)
- small whiteboard, dry erase markers, socks to erase (optional)
- construction paper (optional)
- [Googly Eyes*](#) (optional)



Homeschool Co-ops

Lastly, if you're interested in attending a Home-school Co-op while homeschooling on a low budget, there are many all across the nation. A few things to consider if you're looking for a co-op.

Classical Conversations

Classical Conversations has a great reputation. However, it's important to know that they are a bit costly and you have to stay and participate along with your child.

Co-Ops with Local Certified Teachers

Local co-ops typically range from \$500-800 per child per school year. The advantages are that they hire licensed teachers and you can drop your children off, giving you a break.

Local Parent Run Co-Ops

Parent run co-ops are usually run by homeschooling parents and honestly are the best option if you are homeschooling on a low budget. They are very affordable. They generally cost around \$35 for the entire family per semester. The condition is that you, as a parent, have to teach a class and/or help out with child care.

Honestly, there are so many ways to home school. I hope these ideas are helpful to you!